




Dünyanın enerjisini taşıyoruz...



[www.kiracmetal.com](http://www.kiracmetal.com)

Kıraç Metal  üyesidir.

## Şirket Profili

KIRAC Metal, 2002 yılında KIRAC Grup üyesi olarak faaliyete başlamış olup kısa bir sürede Türkiye'nin saygın kablo kanalı üretici firmaları arasında yerini almıştır. 40.250 m<sup>2</sup> açık alan ve 10150 m<sup>2</sup> kapalı alana sahip işletmemiz 70 kişilik ekibiyle faaliyetlerini sürdürmekte olup 2007 itibarıyla Pano imalatına başlamıştır.

Endüstriyel kalkınma yolunda ilerleyen ülkemizde enerji iletim sistemlerine güven ve dayanıklılığı sağlayacak yardımcı malzemeler üretme misyonuyla yola çıkan işletmemiz enerji iletim sistemleriyle ilgili ürünlerde 'KIRAC' adını Türkiye ve dünyada saygın bir markaya dönüştürme hedefindedir. Bu amaçla genç, dinamik ve uzman kadrosuyla teknolojiyi yakından izleyerek AR-GE faaliyetlerine önem vermektedir.

### Kalite politikamız;

- Koşulsuz müşteri memnuniyeti sağlamak,
- Sürekli ve istikrarlı büyümek,
- Müşteri isteklerine yeni tasarımlar ve esnek üretim ile cevap vermek,
- Ekibini, eğitim programlarıyla sürekli geliştirmek,
- Malzeme alımından sevkiyata kadar tüm iş süreçlerimizde kaliteden taviz vermemek ve belirlediğimiz hedeflerle süreçlerimizi iyileştirmektir.

KIRAC Metal, KIRAC GROUP bünyesindeki KIRAC Elektrik, KIRAC Bilişim, KIRAC Otomasyon ve KIRAC Galvaniz ile yakaladığı sinerjiyi sürdürerek başarılı projelere imza atmaya devam edecektir.

## Company Profile

KIRAC METAL began to function as a member of KIRAC Group in 2002 and involved in respectable cable tray manufacturers of Turkey in a short time. Our company is placed on 10.150 m<sup>2</sup> closed and 40.250 m<sup>2</sup> open areas with 70 employees, started panel production by 2007.

The mission of our company is to product constructive materials which will provide confidence and strength at the energy transmission system in Turkey, which improving on industrial development. The vision of our company is to convert the name of KIRAC, which is about energy transmission system products, as a respectful brand of Turkey and all over the world. Therefore, our company considers important R&D studies with young, dynamic and expert team by following new technologies.

### Our quality policy is;

- To provide the customer satisfaction under all situation,
- To get bigger continual and steady,
- To response the customer demands with the new design and flexible manufacture,
- To improve staff with education programmes,
- To improve all our process with the determined goals and not to give any concession from our quality we provide at buying materials and delivering.

KIRAC Metal has caught the synergy with KIRAC Group's companies; KIRAC Electrical, KIRAC Informatics, KIRAC Automation and KIRAC Galvanization. And its aim is to sign successful projects all together.

## Korozyon Nedir?

Korozyon, metal ve alaşımlarının, çevreleri ile kimyasal veya elektrokimyasal reaksiyonları sonucu bozulmasıdır.

Demir ve çelik, oksijen ve suyun bulunduğu her ortamda korozyona uğrar. Korozyonun etkileme hızı, ortam koşullarına göre değişir. Örneğin, su içinde suyun asitliğiyle, metalin hareketiyle, sıcaklıkta ya da havalandırmadaki artışla veya başka etkili bir takım faktörlerin varlığıyla artış gösterir. Havadaki nem oranı %30'un altında ise, normal veya normalin altındaki sıcaklıklarda korozyon önemsenmeyecek kadar azdır.

Diğer taraftan, korozyon koruyucu tabakalarla geciktirilir. Demir ve çeliğin korozyona karşı korunmasında uygulanan yöntemler, metal yüzeylerin boya, plastik, nikel, krom, bakır ve çinko gibi maddelerle kaplanmasıdır. En güvenilir ve uzun ömürlü kaplama yöntemi sıcak daldırma galvanizdir.

### Korozyon sonucu çinko kaybı

Endüstriyel ortamda: 5-10 µ /yıl,  
Kentsel ortamda: 3-7 µ /yıl,  
Deniz kıyısında: 3-8 µ /yıl,  
Kırsal alanda: 0,8-1 µ /yıl'dır.

## What is Corrosion?

Corrosion is damage as a result of chemical or electrochemical reactions with environment of metal and alloys of metal.

Iron and steel are corroded in all environment including oxygen and water. The reaction speed of the corrosion changes according to the chemical properties of the atmosphere. Corrosion is increased with acidic of water, moving of metal and is increase in temperature or airing or some other factors. If the rate of moisture in the air is less than 30%, corrosion is unimportant at normal and below of normal temperatures.

On the other side, corrosion can be delayed by protective coatings. Applied methods for protection against corrosion of iron and steel are coating the metal surface with dye, plastics, nickel, chrome, copper and zinc. The most reliable and long lasting coating method is hot dip galvanizing.

### The Zinc loss after corrosion

Industrial environment: 5-10 µ /year  
Urban environment: 3-7 µ /year,  
Marine environment: 3-8 µ /year,  
Rural environment: 0.8-1 µ /year.



## Galvanizli Sacın Korunması için öneriler

Galvanizli Saclar beyaz pas olarak adlandırılan ve kaplamayı zayıflatan çinko bileşiklerinin oluşumunu önlemek için ; Havalandırma sisteminin bulunduğu kapalı stok alanlarında tahta takozlar üzerinde bulundurulmalıdır, nakliye sırasında sacın ıslanmamasına özen gösterilmelidir.

## Suggestions for protecting of Galvanized Metal Sheet

In case of galvanic cell, which is called "White Rust" that causes zinc coating gets thinner and weak, metal sheets should be kept in closed stock lands on wooden wedges and these stock lands should have airing systems. Also Metal Sheets should not get wet during transportation.

### Sıcak Daldırma Galvaniz (TS 914 EN ISO 1461)

Sıcak Daldırma Galvanizleme (SDG), demir ve çeliğin korozyona karşı korunması için kullanılan bir kaplama yöntemidir. Çelik, yapısı gereği oksijene yönelimi dolayısıyla korozyona uğrar. Zamanla çeliğin kimyasal ve fiziksel yapısı zayıflar.

SDG, tasarımı ve kimyasal yapısı galvanizlemeye uygun demir ve çelik ürünlerinin ergimiş çinko banyosuna (450-460 °C) daldırılmasıyla difüzyon sonucu meydana gelen metalik tepkimeyle oluşan kaplama yöntemidir. Kaplama kalınlığı, sacın kalınlığına bağlı olarak 40-60 µ değerindedir.

Sıcak daldırma galvaniz yöntemi ile galvaniz kaplamada erimiş çinkoya batırılan çelik malzemenin tüm yüzeyi en kritik noktalara kadar çinko kaplanır. Bu sayede bütünsel bir korunma sağlanır.

Çinkonun metale karşı anodik olması nedeni ile kaplama ile metalin birleşmesi sonucunda katodik koruma meydana gelir. Çinkonun bu özelliği nedeni ile kaplamanın darbeye hedef olan noktalarında veya kesim yapılan yerlerinde bir koruma tabakası oluşur. Taşıma, depolama, sevkiyat ve montaj aşamasında malzemenin maruz kalabileceği mekanik hasarlara karşı direnç gösterir.

Sıcak daldırma yöntemi ile galvanizleme, büyük partiler halinde birçok parçanın kısa zamanda, daha az işgücü ve düşük maliyetle kaplanabileceği bir süreçtir.

Sıcak daldırma galvaniz kaplamada, çinkonun aşınma hızının yavaş olması kaplamanın ömrünü uzatmaktadır. Korozyonun etkilene hızı metalin bulunduğu atmosferik ortamın kimyasal özelliklerine bağlı değişir. Deniz suyu içinde 10-15 yıl, endüstriyel bölgelerde 15-20 yıl ve normal atmosferik şartlarda 25 yıl bakım-onarım gerektirmeden dayanarak kullanım süresince servis maliyetlerini de ortadan kaldırır. Ulaşılması zor, üretimin durması mümkün olmayan tesislerde onarım yapma problemi de ortadan kalkar. Kullanım ömrünün uzun olması nedeniyle harici ortamlarda tercih edilmektedir.

Sıcak daldırma yöntemi ile galvanizlemede tam bir koruma birkaç dakikada elde edilebilirken, dört kat boya işlemi için birkaç haftalık bir zamana ihtiyaç duyulur.

### Hot Dip Galvanizing (TS 914 EN ISO 1461)

Hot dip galvanizing is a method of coating which is used for protection against to corrosion of iron and steel. Steel is corroded because of its weakness against the oxygen. Chemical and physical structures of steel are deformed by the time.

Hot Dip Galvanizing is a coating method, which is used for steel and iron surfaces. The design and the chemical structure of these surfaces should be appropriate for galvanizing. The surfaces immerse in molten zinc bath (450-460°C) and the metallic reaction which appears after diffusion ends the galvanizing. Coating thickness depends on the thickness of the sheet and changes between 40-60 µ.


In hot dip galvanizing method, all the surface of the steel material which is immersed in molten zinc are coated completely as well as the critical points.

Because of the anodic structure of the zinc against the steel, cathodic protection occurs when coating and steel come together. With this characteristic of zinc, a protection layer is formed on damaged or cut sections of coating. And it resists to mechanical damages that occurs during transport, delivery, storage and installation.

Hot dip galvanization is a factory process in which many pieces can be coated in large batches in a shorter time, with less work and lower cost.

In hot dip galvanizing, coating life gets longer due to slow rate of corrosion of zinc. The reaction speed of corrosion changes according to the chemical properties of the atmospheric conditions. It has a lifetime of 10-15 years in sea, 15-20 years in industrial areas and 20 years in normal atmospheric conditions without requiring maintenance and repair. For this reason, if it is hard to reach for repairing and impossible to stop the production, this coating method is the best. And it is preferred external, because of its long life term.

In hot dip galvanizing, while an overall protection is being done in a few minutes, four times painting takes a week.




### Pregalvaniz Kaplama (TS 822 EN 10142)

Bu galvanizleme metodu, ürün üzerinde herhangi bir işlem yapılmadan önce uygulanan kaplama yöntemidir. Bir sıcak daldırma galvaniz türü kaplama olmakla birlikte, kaplama kalınlığı ve uygulanma sırası açısından farklılık gösterir. Rulo sac açıldıktan sonra, erimiş amonyum klorür karışımının içinden geçer ve daha sonra erimiş çinko banyosuna (450-460°C) sürekli bir şekilde daldırılır. Üzerindeki fazla çinko tabakası pürüzsüz bir hale getirildikten sonra sarılarak tekrar rulo haline getirilir ve üretici firma bundan sonra bu sacı hammaddesi olarak kullanır. Kaplama kalınlığı 15-20 µ'dur. Bu kaplama kalınlığına sahip pre galvaniz sacdan üretilmiş malzemeler daha çok bina içi gibi kuru havanın bulunduğu alanlarda kullanılmalıdır ve zararlı maddeler ile bunların dolaylı etkilerinin korozyona sebebiyet vereceği bölgelerde tavsiye edilmemektedir.

Pre galvaniz sacdan imal edilen kablo taşıyıcıları uygun koşulların sağlandığı yerlerde seçmek sıcak daldırma galvaniz yöntemiyle kaplanan kablo taşıyıcılarına karşı ekonomik bir avantaj sağlar.

### Pregalvanizing (TS 822 EN 10142) (Continuous Hot Dip Galvanizing)

This galvanizing method is applied before the process which is special to the product. Pre galvanizing is also a hot dip galvanizing, but it differs from coating thickness and order of application. After roll of metal sheet is opened, it is passed through melted ammonium chloride and immersed into melted zinc bath continently at 450-460°C. Then, it is rolled out after surface of metal sheet is smoothed. And manufacturers use this metal sheet as a raw material. Coating thickness is between 15-20 µ. Pre galvanized products should be used in indoor areas but not in regions where harmful materials and their indirect effects can cause corrosion. Choosing pre galvanized coated cable trays for right applications is economical rather than hot dip galvanized cable trays.




### Elektro Galvaniz Kaplama (TS 149)

Elektro galvaniz kaplama; kimyasal alaşımlarla çinko anottan koparmış olduğu eriyiği katot üzerindeki malzemeye yapıştırarak galvanizlenen malzemeye kısmen de olsa sertlik kazandıran parlak görümlü kimyasal bir malzemedir. Kaplama kalınlığı 8-12 µ'dur. Aynı zamanda istenirse kaplama kalınlığı kontrol edilebilir. Kaplanan çelik yüzey boyunca elektrik yükünü arttırarak veya hızını yavaşlatarak, kaplama kalınlığı arttırılabilir. Elektro galvaniz ince bir kaplama olup güçlü bir koruma sağlar. Cıvata ve benzeri bağlantı elemanları elektro galvaniz yöntemi ile kaplanmaktadır. Sarı ve beyaz olarak iki renkte kaplama yapılır.

### Electro Galvanizing (TS 149)

In electro galvanized coating, the molecules on the positively charged zinc anode attach to the negatively charged sheet steel. This coating strengthens the materials and has a bright appearance. Coating thickness is between 8-12 µ. And also, the thickness of the zinc coating is readily controlled. By increasing the electric charge or slowing the speed of the steel through the plating area, the coating will thicken. Although electro galvanized has a thin coating thickness, it provides a powerful resistance. Some ironmongery materials like bolt, nut etc. are coated by electro galvanizing. Two color choice yellow or white is possible for this type of coating.




### Elektrostatik Toz Boya

Metallerin ve toz boya materyalinin bir manyetik ortam içerisinde farklı elektrik yüklenmeleri, bunun sonucunda toz materyalin manyetik etkisiyle metal yüzeyi kaplaması esasına dayanan bir boyama yöntemidir. Bu kaplama elektrostatik sprey tabanca kullanılarak uygulanır ve ardından fırınlanarak sertleştirilir.

Isıtılarak sertleşen boya aşınmaya karşı dirençlidir, mükemmel dayanıklılık gösterir ve az bakım gerektirir. Pre galvaniz kaplamalı sac üzerine uygulandığından çift yönlü koruma sağlar. Kimyasal ve mekanik testlere karşı çok yüksek performans gösterir, çok geniş bir renk yelpazesine sahiptir. Yapılan araştırmalarda UV dayanımı (renk ve parlaklık) ve ısıya dayanımı incelendiğinde iç ortam uygulamalarında epoksi boya, dış ortam uygulamalarında ise polyester boya kullanılması uygundur.

### Electrostatic Powder Coating

In magnetic area, metals and powder paint materials are oppositely charged and result of this powder paint coats surface of metal with effect of magnet. The coating is applied by electrostatic gun-spray then hardened in the oven. The heat-hardening powders offer good resistance to abrasion, excellent durability and require little maintenance. This coating is applied on pre galvanized metal sheet so, provides double protection. It gives high performance at chemical and mechanical test, and it has a wide variety of color. When durability of UV and heat of the coating are examined, usage of epoxy paint for indoor application and polyester paint for outdoor application are seemed suitable.




### Plastik Kaplama

Sıcak daldırma galvaniz yöntemi ile kaplanmış çeliğin polietilen içerikli malzeme ile kaplandığı bir yöntemdir. İyi bir kaplama için metal yüzey temizlenir ve kaplamaya hazır hale getirilir. Polietilen, korozyona karşı mükemmel koruma sağlar, kimyasallara karşı yüksek direnç gösterir ve su geçirmez özelliindedir. Plastik kaplama asit, alkali, tuz ve oda sıcaklığındaki birçok çözücüye karşı dirençlidir. Polietilen malzemenin yoğunluğuna bağlı olarak kaplamanın direnci artırılabilir. UV dayanımı yüksek olduğundan plastik kaplamalı kanalların harici ortamlarda kullanılmasında bir sakınca yoktur.

### Plastic Coating

In this method, hot dip galvanized steel is coated with material containing polyethylene. Surface of metal is smoothed and prepared for a quality coating. Plastic coating has a perfect protection to corrosion, high resistance to chemicals and impermeable property. Also coating has resistance to acid, alkali, salt and some solvents at room temperature. Resistance of coating can be increased depending on density of material of polyethylene. There isn't any inconvenience to use, plastic coated cable trays for outdoor applications.



## KIRAC Metal Ürünleri Kullanım Önerileri

1. Kırac Metal kablo kanalları Standart Tip, Ağır Hizmet Tipi, Geçme Kapaklı Tip, Gemici Tip ve Merdiven Kanal olarak üretilmektedir.
2. Standart Tip kablo kanalları için N, Ağır Hizmet Tipi kablo kanalları için A, Geçme Kapaklı kanallar için G, Gemici Tipi kanallar için GTK ve Merdiven Kanallar için MK kodları kullanılmaktadır.
3. Standart Tip, Ağır Hizmet Tipi için standart kanal yükseklikleri H: 40mm, H: 60mm ve H: 100mm olarak üretilmektedir. Geçme Kapaklı Tip standart kanal yükseklikleri H:60mm ve H: 100mm olarak üretilmektedir. Merdiven Kanalların kanal yükseklikleri H: 50mm, H: 70mm ve H:100mm olarak üretilmektedir.
4. Kırac Metal kablo kanalları ve merdivenleri boyu standart 3000mm olarak üretilmektedir. Kanallar ve merdivenler 2 adet ek elemanı kullanarak birbirlerine eklenmektedirler.
5. H: 40mm yüksekliğinde Standart Tip kablo kanalı için KRC040NEK10,  
H: 60mm yüksekliğinde Standart Tip kablo kanalı için KRC060NEK10,  
H: 100mm yüksekliğinde Standart Tip kablo kanalı için KRC100NEK10 kodlu ek elemanı kullanılması önerilir.
6. H: 40mm yüksekliğinde Ağır Hizmet Tipi kablo kanalı için KRC040AEK10,  
H: 60mm yüksekliğinde Ağır Hizmet Tipi kablo kanalı için KRC060AEK10,  
H: 100mm yüksekliğinde Ağır Hizmet Tipi kablo kanalı için KRC100AEK10 kodlu ek elemanı kullanılması önerilir.
7. H: 60mm yüksekliğinde Geçme Kapaklı kablo kanalı için KRC060GEK10,  
H: 100mm yüksekliğinde Geçme Kapaklı kablo kanalı için KRC100GEK10 kodlu ek elemanı kullanılması önerilir.
8. H: 50mm yüksekliğinde Merdiven kanal için KRC050MEK30  
H: 70mm yüksekliğinde Merdiven kanal için KRC070MEK30  
H: 100mm yüksekliğinde Merdiven kanal için KRC0100MEK30 kodlu ek elemanı kullanılması önerilir.
9. Bağlantılar KRCM6X12CSP cıvata flaşlı somun takımı kullanılarak yapılmaktadır. Her bir ek elemanı için 4 adet cıvata takımı kullanılmaktadır. Fakat H: 100mm yüksekliğindeki kanallarda 8 adet cıvata takımı kullanmanız önerilir.
- 10.KRCM6X12CSP, cıvata flaşlı somun takımı, elektro galvaniz kaplamalıdır.
- 11.Kablo Kanalları ve merdivenlerinde kullanılan köşe dönüş, T dönüş, dörtlü dönüş ve redüksiyon elemanlarında ek elemanı kullanılmaz. Fakat dikey T inişler ve iç- dış büyük elemanlarında ek elemanı kullanılır.
- 12.Köşe dönüş elemanı için 8 adet, T dönüş elemanı için 12 adet, dörtlü dönüş elemanı için 16 adet ve redüksiyon elemanları için 8 adet cıvata takımı önerilir. Fakat H:100mm yüksekliğindeki dönüş elemanlarında verilen cıvata takımı sayısının 2 katı kadar cıvata takımı kullanılması önerilir. Örneğin; köşe dönüş elemanı için 16 adet cıvata takımı gerekmektedir.
- 13.Kablo kanal kapakları da standart 3000mm uzunluğunda üretilmektedir.
- 14.100mm genişliğinde Standart Tip kablo kanalı için KRC100NKK1310,  
100mm genişliğinde Ağır Hizmet Tipi kablo kanalı için KRC100AKK1310,  
100mm genişliğinde Geçme Kapaklı Tip kablo kanalı için KRC100GKK3010 kullanılması önerilir.
- 15.Kablo kanalları için kullanılan kanal kapakları, kablo merdivenleri içinde kullanılabilir.
- 16.Kapaklar, kanallara kapak kelepçesi kullanılarak tutturulur. Kanal yüksekliğine uygun olarak kapak kelepçesi seçilmelidir. Her bir kanal için 6 adet kapak kelepçesi tavsiye edilir.  
H: 40mm yüksekliğinde bir kablo kanalı için KRC040KLP,  
H: 60mm yüksekliğinde bir kablo kanalı için KRC060KLP,  
H: 100mm yüksekliğinde bir kablo kanalı için KRC100KLP kodlu kapak kelepçesi kullanılması önerilir.
- 17.Geçmeli kapaklı kablo kanallarında kapakların tutturulması için kapak kelepçesine ihtiyaç duyulmaz.
- 18.Güç ve haberleşme kabloları, aynı kanal üzerinde seperatör kullanılarak farklı bölmelerde taşınabilir.
- 19.Seperatörler, standart olarak 3000mm olarak üretilmektedir. Bir seperatör için 3 adet KRCM6X12CSP cıvata takımı kullanılması önerilir.
- 20.Seperatörler, kanal yüksekliklerine uygun olarak seçilmelidir. Seperatörler hem kablo kanallarında hem de merdivenlerinde kullanılabilir.
- 21.H: 40mm yüksekliğinde kanallar ve kablo merdivenleri için KRC040SEP,  
H: 60mm yüksekliğinde kanallar ve kablo merdivenleri için KRC060SEP,  
H: 100mm yüksekliğinde kanallar ve kablo merdivenleri için KRC100SEP kodlu seperatör kullanılması önerilir.
- 22.Kablo kanallarının taşınması amacıyla 1500 mm de bir askı sistemi kullanmanız önerilir.
- 23.Konsol askı sistemleri montajında M8 çelik dübel kullanılması önerilirken 300mm den geniş kanallarda M10 çelik dübel kullanılması uygundur. NPI demirleri içinse M10 ve M12 çelik dübeller tavsiye edilmektedir.
- 24.M8, M10, M12 Çelik Çekmeli ve Çakmalı dübeller elektro galvaniz kaplamadır.
- 25.Konsol askı sistemine bağlanacak taşıyıcı konsolda cıvata veya kopilya kullanılabilir. Taşınacak yüke uygun olarak seçilmelidir.
- 26.Tijli taşıma sistemlerinde M8 ve M10 olmak üzere iki tip tij kullanılır. Tijler elektro galvaniz kaplamalıdır. Tij tavan montajında KRC1GTM, KRC2GTM ve KRC3GTM kodlu montaj elemanlarının kullanılması uygundur.
- 27.Tij boyları L: 500mm, L: 1000mm, L: 1500mm ve L: 2000mm olarak üretilmekte olup standart boyların dışında ihtiyaçlarınız için tij uzatma somunu kullanılması önerilir.
- 28.Tijli taşıma sistemlerine alternatif olarak zincirli taşıma sistemleri önerilebilir. Zincirli taşıma sistemleri tavan yüksekliğinin fazla olduğu yerlerde ekonomik olması açısından tercih edilebilir.
- 29.Galvaniz kaplamalı kanalların kesilmesi durumunda, kesilen yüzeye galvaniz çinko sprey kullanılması tavsiye edilir.

### Suggestions for using KIRAC Metal Products

1. Cable Trays of Kiraç Metal are produced in categories as Standard Type, Heavy Duty Type, Cover Fit into Type, Marine Type and Cable Ladders.
2. Kiraç Metal codes using for these types are N; for Standard Type, A; for Heavy Duty Type, G; for Cover Fit into Type, GTK; for Marine Type and MK; for Cable Ladders.
3. Standard heights (H) of cable trays are H: 40mm, H: 60mm and H: 100mm for Standard and Heavy Duty Types. Heights of Cover Fit into Cable Trays are H: 60mm and H: 100mm. And heights of cable ladders are H: 50mm, H: 70mm and H: 100mm.
4. Standard length (L) of cable trays and cable ladders of Kiraç Metal is L: 3000mm. Cable Trays or Cable Ladders are connected to each other by using two pieces of connector parts.
5. KRC040NEK10 should be used as a connector part for a Standard Type cable tray at height of 40mm.  
KRC060NEK10 should be used as a connector part for a Standard Type cable tray at height of 60mm.  
KRC100NEK10 should be used as a connector part for a Standard Type cable tray at height of 100mm.
6. KRC040AEK10 should be used as a connector part for a Heavy Duty Type cable tray at height of 40mm.  
KRC060AEK10 should be used as a connector part for a Heavy Duty Type cable tray at height of 60mm.  
KRC100AEK10 should be used as a connector part for a Heavy Duty Type cable tray at height of 100mm.
7. KRC060GEK30 should be used as a connector part for a Cover Fit into cable trays at height of 60mm.  
KRC100GEK30 should be used as a connector part for a Cover Fit into cable trays at height of 100mm.
8. KRC050MEK10 should be used as a connector part for Cable Ladders at height of 50mm.  
KRC070MEK10 should be used as a connector part for Cable Ladders at height of 70mm.  
KRC100MEK10 should be used as a connector part for Cable Ladders at height of 100mm.
9. Bolts and flanged nut that is coded as KRCM6X12CFS and they are used for mounting of cable trays to each other or to the others. 4 pieces of KRCM6X12CSP are should be used for each connector part. But 8 pieces of screw sets are recommended for the cable trays at height of 100mm.
10. KRCM6X12CSP is electro galvanize coated.
11. There is no need to use connector part for Horizontal Bends, Horizontal T Bends, Quadruple Horizontal Bends and Reducing Angels. But connector parts should be used for Vertical inside & outside Bends and Vertical T Connectors.
12. Suggested numbers of KRCM6X12CSP screw sets are 8 pieces for each Horizontal Bend, 12 pieces for each Horizontal T Bend, 16 pieces for each Quadruple Bend and 8 pieces for each Reducing Angle. But using 2 times of these numbers of screw sets is recommended for the bends at 100mm height. For example; 16 pieces of screw sets are suggested for each Horizontal Bend at height of 100mm.
13. Cover of cable trays are produced at 3000mm length.
14. KRC100NKK1310 is suggested for 100mm width Standard Type cable tray.  
KRC100AKK1310 is suggested for 100mm width Heavy Duty Type cable tray.  
KRC100GKK3010 is suggested for 100m width Cover Fit into Type cable trays.
15. The same covers are used for both cable trays and cable ladders.
16. Cover clips are used to hold covers to trays. For each cable tray cover, 6 pieces of cover clips are recommended and they should be chosen considering height of the cable trays.  
Cover Clips coded as KRC040KLP is recommended for trays or ladders that have 40mm height.  
Cover Clips coded as KRC060KLP is recommended for trays or ladders that have 60mm height.  
Cover Clips coded as KRC100KLP is recommended for trays or ladders that have 100mm height.
17. There is no need to use cover clips for cover fit into type cable trays.
18. By using separator, the power and communication circuits can be supported in the same cable trays but in different parts.
19. Separators are produced at 3000mm length. For each separator, using 3 pieces of screw sets are recommended.
20. Height of the separator should be chosen compatible with the height of the cable tray. Same type of separators can be used both for cable trays and cable ladders.
21. Separator coded as KRC040SEP is recommended for trays or ladders at 40mm height.  
Separator coded as KRC060SEP is recommended for trays or ladders at 60mm height.  
Separator coded as KRC100SEP is recommended for trays or ladders at 100mm height.
22. In each 1500mm, using a tray support brackets is recommended.
23. Tray support brackets are mounted to supports with M8 steel dowel bolt. And using of M10 steel dowel bolt is suggested for the trays which have width of more than 300mm. Also M10 and M12 steel dowel bolts are recommended for NPI profiles.
24. M8, M10, M12 steel dowel bolts are electro galvanize coated.
25. Screw sets or split pins can be used in tray fixing supports, which are mounted to carrying profiles, depending on the loads.
26. In hanging rods, two types of threaded hanging rods, M8 and M10 which are electro galvanized, can be used. They can be mounted to the ceiling with using KRC1GTM, KRC2GTM or KRC3GTM head plates.
27. Standard length of the threaded hanging rods are produced at L: 500mm, L: 1000mm, L: 1500mm and L: 2000mm. Lengthening nut is recommended to lengthen threaded rods.
28. Using chains are suggested as an alternative to threaded hanging rods for hanging when the ceiling is higher.
29. If you have to cut the cable tray depending on your application, using of galvanized zinc spray is suggested.



## TÜRK STANDARDLARI ENSTİTÜSÜ İMALÂTA YETERLİLİK BELGESİ

BELGE NUMARASI : 16/1167  
VERİLİŞ TARİHİ : 07.01.2005  
FİRMANIN ADI ve ADRESİ :  
KIRAC ELEKTRİK İNŞAAT MÜHENDİSLİK SAN.VE TİC. LTD.ŞTİ.  
DOĞAN ALTIŇANAK ATALAR CD. NO:3/C ESKİŞEHİR  
ÜRETİM YERİ ADRESİ :  
ORGANİZE SAN. BÖLGESİ 13.CAD. İLE 15.CAD. KEŞİŞİMİ NO:21 ESKİŞEHİR

BELGE KAPSAMINDAKİ MADDE VE MAMULLERİN MARKASI, TİPİ VE ÖZELLİKLERİ

"KIRAC" MARKALI  
-ELEKTRİK KABLO KANALLARI VE AKSESUARLARI  
-GALVANİZ  
-PREGALVANİZ

SANAYİ SİCİL NUMARASI : TİCARET SİCİL NUMARASI :  
14711-838-19/30  
AYILI KANUN GEREĞİNCE ve TÜRK STANDARDLARI ENSTİTÜSÜ MEVZUATI  
KINCA YAPILAN İNCELEME SONUNDA BELİRTİLEN MADDE ve MAMULLERİ İMALE,  
ADI-ADRESİ VERİLEN KURULUŞ YETERLİ GÖRÜLEREK İŞ BU BELGE VERİLMİŞTİR.

TÜRK STANDARDLARI ENSTİTÜSÜ  
BURSA BÖLGE MÜDÜRÜ T.  
Servet BAHADIR  
TÜRK STANDARDLARI ENSTİTÜSÜ  
BELGELENDİRME KOMİSYONU BŞK.  
M.Özay PEKER  
Vali Yardımcısı

07.01.2005 07 Ocak 2006 07 OCAK 2007  
YIL VİZESİ YIL VİZESİ YIL VİZESİ YIL VİZESİ YIL VİZESİ

BU BELGE EN SON VİZE TARİHİNDEN İTİBAREN 1 YIL GEÇERLİDİR. YILLIK VİZESİ YAPILMAYAN BELGE GEÇERSİZDİR.  
BU BELGE TAHRİF EDİLEMEZ, KİSMEN VEYA OKUNMASINI ZORLAŞTIRACAK ŞEKİLDE ÇOĞALTILMAZ. TÜRK STANDARDLARI ENSTİTÜSÜNÜN İZİN ALINMADAN YABANCI DİLLERE ÇEVİRİLEMEZ.

## TÜRK STANDARDLARI ENSTİTÜSÜ KALİTE UYGUNLUK BELGESİ

TSEK

BELGE NUMARASI : 16/538  
BELGE VERİLİŞ TARİHİ : 07.01.2005

ÜZERİNE TSEK MARKASI KONULMASINA İZİN VERİLEN  
MAMULLERİN ADI, SINIFI, TİPİ, TÜRÜ VE ÖZELLİKLERİ

ENSTİTÜMÜZ İLE ESKİŞEHİR'DE MÜESSES  
KIRAC ELEKTRİK İNŞAAT MÜHENDİSLİK SAN.VE TİC. LTD.ŞTİ.

-ELEKTRİK KABLO KANALLARI VE AKSESUARLARI  
-GALVANİZ  
-PREGALVANİZ

ARASINDA YAPILAN SÖZLEŞME GEREĞİNCE FİRMAYA  
BUNDAN BÖYLE, ENSTİTÜ TARAFINDAN KABUL  
EDİLEN TEKNİK ÖZELLİKLERE UYGUN OLARAK;

ORGANİZE SAN. BÖLGESİ 13.CAD. İLE 15.CAD. KEŞİŞİMİ NO:21 ESKİŞEHİR  
TESİSLERİNDE İMAL EDİLECEK "KIRAC"  
MARKALI MAMULÜ ÜZERİNE TSEK MARKASI KOYMA  
YETKİSİ TANINMIŞTIR.  
BU MARKA, ÜZERİNE KONULDUĞU MAMULÜN EKLI  
TEKNİK ESASLARA UYGUNLUĞUNU İFADE EDER.

TÜRK STANDARDLARI ENSTİTÜSÜ  
BURSA BÖLGE MÜDÜRÜ T.  
Servet BAHADIR  
TÜRK STANDARDLARI ENSTİTÜSÜ  
BELGELENDİRME KOMİSYONU BŞK.  
M.Özay PEKER  
Vali Yardımcısı

07.01.2005 07 Ocak 2006 07 OCAK 2007  
YIL VİZESİ YIL VİZESİ YIL VİZESİ YIL VİZESİ YIL VİZESİ

BU BELGE EN SON VİZE TARİHİNDEN İTİBAREN BİR YIL GEÇERLİDİR. YILLIK VİZESİ YAPILMAYAN BELGE GEÇERSİZDİR.  
BU BELGE TAHRİF EDİLEMEZ, KİSMEN VEYA OKUNMASINI ZORLAŞTIRACAK ŞEKİLDE ÇOĞALTILMAZ. TÜRK STANDARDLARI ENSTİTÜSÜNÜN İZİN ALINMADAN YABANCI DİLLERE ÇEVİRİLEMEZ.



**ФЕДЕРАЛЬНАЯ СЛУЖБА ПО НАДЗОРУ  
В СФЕРЕ ЗАЩИТЫ ПРАВ ПОТРЕБИТЕЛЕЙ И БЛАГОПОЛУЧИЯ ЧЕЛОВЕКА**

Управление Федеральной службы по надзору в сфере защиты прав потребителей и благополучия человека по Чеченской Республике

**САНИТАРНО-ЭПИДЕМИОЛОГИЧЕСКОЕ ЗАКЛЮЧЕНИЕ**

№ 20.ЧР.88.148.П.000552.09.08 от 20.09.2008 г.

Настоящим санитарно-эпидемиологическим заключением удостоверяется, что продукция:

**Лотки металлические для электропроводов (перфорированные и не перфорированные), крышки и аксессуары к ним ТМ "KIRAC"**

изготовленная в соответствии с **Стандартом качества Европейского Союза**

**СООТВЕТСТВУЕТ (НЕ СООТВЕТСТВУЕТ)** санитарным правилам (покупатель определяет, указать номер государственного санитарно-эпидемиологического заключения в скобках)

ГН 2.1.6.1338-03 "Предельно допустимые концентрации (ПДК) загрязняющих веществ в атмосферном воздухе населенных мест. Гигиенические нормативы", ГН 2.1.6.2309-07 "Ориентировочные безопасные уровни воздействия (ОБУВ) загрязняющих веществ в атмосферном воздухе населенных мест. Гигиенические нормативы"

Организация-изготовитель:  
"Kırac Metal Urunleri Sanayi ve Ticaret Ltd.Şti." Organize Sanayi Bölgesi Şehitler Bulvarı 26200 Eskişehir-Türkiye, ("Турция")

Получатель санитарно-эпидемиологического заключения:  
"Kırac Metal Urunleri Sanayi ve Ticaret Ltd.Şti." Organize Sanayi Bölgesi Şehitler Bulvarı 26200 Eskişehir-Türkiye, ("Турция")

Основанием для признания продукции, соответствующей (не соответствующей) санитарным правилам, являются (перечислить рассматриваемые критерии оценки: наименование, назначение, применение, условия использования, другие рассматриваемые документы)

Протокол испытаний ИЦ Сергиево-Посадского филиала ФГУ "Менделеевский ЦСМ" (Аттестат аккредитации № ГСОИ-РУ ЦОА 565 от 24.08.07 зарегистрирован в государственном реестре ИРРОСС RU 0001.516503 от 24.08.07 № 1747/08 от 09.09.2008; Экспертное заключение № 878Г/09-08 от 19.09.2008 г. ФГУЗ "ЦГиЭ" в ЧР. (АТТЕСТАТ АККРЕДИТАЦИИ ИЦП № ГСОИ-РУ ЦОА 544)

№ 2043519

**ГИГИЕНИЧЕСКАЯ ХАРАКТЕРИСТИКА ПРОДУКЦИИ**

Вещества, показатели (факторы)	Гигиенический норматив (СанПиН, МДУ, ПДК и др.)
Моделльная среда - воздух, мг/м³	0,003
Формальдегид	0,003
Фенол	0,01
Ацетальдегид	0,35
Ацетон	0,5
Метанольный спирт	0,1
Бензол	0,008
Этилэтеридрин	0,04
Дифенилпропан	

Область применения:  
для электропроводов

Необходимые условия использования, хранения, транспортировки и меры безопасности:  
В соответствии с рекомендациями фирмы-изготовителя, выполненные на русском языке.

Информация, наносимая на этикетку:  
Указывается наименование товара, страна, фирма изготовитель, назначение, основные свойства, правила использования, выполненные на русском языке

Заключение действительно до 20.09.2013 г.

Главный государственный санитарный врач (заместитель главного государственного санитарного врача)  
Т.А. Мирзоева

Лист № 2342519

**СИСТЕМА СЕРТИФИКАЦИИ ГОСТ Р  
ГОССТАНДАРТ РОССИИ**

**СЕРТИФИКАТ СООТВЕТСТВИЯ**

№ РОСС ТРА.50.Н13097 по 22.09.2011

Срок действия с 23.09.2008 до 22.09.2011

0952047

ОРГАН ПО СЕРТИФИКАЦИИ рег. № РОСС RU.0001.11АН50  
ОС ПРОДУКЦИИ АВТОНОМНАЯ НЕКОММЕРЧЕСКАЯ ОРГАНИЗАЦИЯ "АКАДЕММАШ"  
РФ, 115404, г. Москва, П-я Рахматова, 2, оф. 213, тел. (495) 775-76-60, факс (495) 775-76-60,  
www.akademash.ru, e-mail: info@akademash.ru

ПРОДУКЦИЯ **Лотки металлические для электропроводов (перфорированные и не перфорированные), крышки и аксессуары к ним т.м. "KIRAC"**  
Серийный выпуск

КОД ОК 005 (ОКП): 34 4961

СООТВЕТСТВУЕТ ТРЕБОВАНИЯМ НОРМАТИВНЫХ ДОКУМЕНТОВ  
ГОСТ 20783-81

КОД ТН ВЭД: 7326 90 970 0

ИЗГОТОВИТЕЛЬ **Kırac Metal Urunleri Sanayi ve Ticaret Ltd.Şti.**  
**Organize Sanayi Bölgesi Şehitler Bulvarı 26200 Eskişehir-Türkiye, Турция**

СЕРТИФИКАТ ВЫДАН **Kırac Metal Urunleri Sanayi ve Ticaret Ltd.Şti.**  
**Organize Sanayi Bölgesi Şehitler Bulvarı 26200 Eskişehir-Türkiye, Турция**

НА ОСНОВАНИИ протокола сертификационных испытаний № 3663-08 от 12.09.2008г. ФГУП "ЦНИИЧЕРМЕТ им. И.И.Варьяна" (ИИ "Металтест"), рег. № РОСС RU.0001.214С06 от 25.10.2007, адрес: 105065, г. Москва, ул. 2-я Бауманская, д. 9/23; санитарно-эпидемиологического заключения № 20.ЧР.88.148.П.000552.09.08 от 20.09.2008г., выданного Управлением Федеральной службы по надзору в сфере защиты прав потребителей и благополучия человека по Чеченской Республике

ДОПОЛНИТЕЛЬНАЯ ИНФОРМАЦИЯ Схема сертификации 3.

Руководитель органа: И.Л. Еникеев  
Эксперт: М.А. Азаматиев

Сертификат не применяется при обязательной сертификации

**Ф.С. Виноградова**

**ФЕДЕРАЛЬНОЕ ГОСУДАРСТВЕННОЕ УЧРЕЖДЕНИЕ ЗДРАВООХРАНЕНИЯ  
ЦЕНТР ГИГИЕНЫ И ЭПИДЕМИОЛОГИИ В Г.МОСКВЕ**

ОТДЕЛ ПРОФИЛАКТИЧЕСКОЙ ТОКСИКОЛОГИИ

129626, г. Москва, Грязевский пер., д.4/9 Тел. (095) 687-36-35; факс: 687-40-67; e-mail: fguz-ort@mail.ru

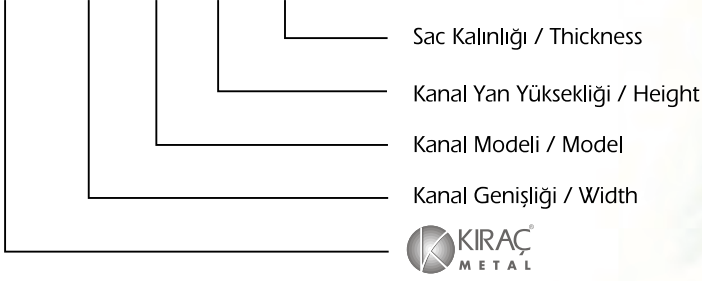
согласно санитарно-гигиеническим правилам и нормативам производства, применения (использования) и реализации различных видов продукции, продукции, изготовленной на территории Российской Федерации

АКТ ЭКСПЕРТИЗЫ № 18756/4 от 27.06.2005г.

Регистрационный № 18756 от 24.06.2005г.

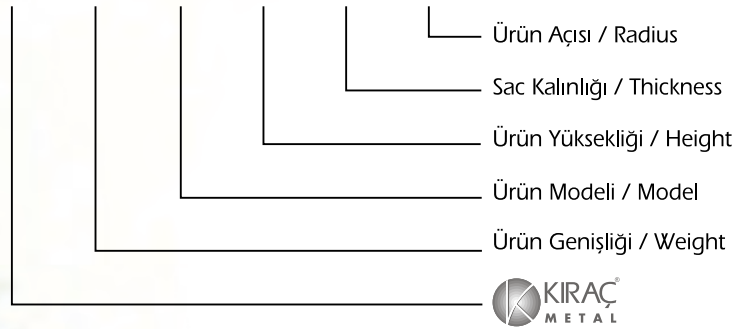
- 1. Наименование продукции**  
Лотки металлические для электропроводов (перфорированные и неперфорированные), крышки и аксессуары к ним торг-марка "KIRAC"
- 2. Область применения**  
строительство
- 3. Фирма-производитель продукции, страна происхождения**  
фирма "KIRAC METAL URUNLERI SANAY VE TICARET LTD.STI", Турция
- 4. Заявитель**  
фирма "KIRAC METAL URUNLERI SANAY VE TICARET LTD.STI", Турция
- 5. Документация, сопровождающая продукцию**  
декларация соответствия
- 6. Государственные санитарно-эпидемиологические правила и нормативы, в соответствии с требованиями которых оценивается, представленная на экспертизу продукция**  
ГН 2.1.6.1338-03, ГН 2.1.6.1339-03 "Предельно допустимые концентрации (ПДК) и ориентировочные безопасные уровни воздействия (ОБУВ) загрязняющих веществ в атмосферном воздухе населенных мест"
- 7. Материалы, на основании которых проводилась экспертная оценка продукции**  
Протокол ИЦ Сергиево-Посадского филиала ФГУ "Менделеевский ЦСМ" № 5366/сф от 08.06.2005г.
- 8. Гигиеническая характеристика продукции**  
При использовании лотков металлических, крышки и аксессуаров к ним, миграция химических веществ в объекты окружающей среды - не превышает допустимых уровней
- 9. Настоящим актом экспертизы удостоверяется, что продукция соответствует санитарным правилам и рекомендована к оформлению санитарно-эпидемиологического заключения**
- 10. Необходимые условия использования, хранения, транспортировки и меры безопасности:**  
В соответствии с рекомендациями фирмы-изготовителя на русском языке.
- 11. Информация, наносимая на этикетку**  
Наименование продукции, наименование производителя, страна происхождения, состав, инструкция на применение, меры безопасности, срок годности, условия хранения.
- 12. Ответственный исполнитель:** Королева М.Н.

## KRC 100 N 040 10



- N : Standart Kablo Kanalları / Standard Cable Trays  
A : Ağır hizmet kanalları / Heavy Duty Cable Trays  
G : Geçmeli Kanallar / Cover Fit Into Cable Trays  
K : Kapaklar / Covers  
KD : Köşe Dönüşler / Horizontal Bends  
TD : T Dönüşler / Horizontal T Bends  
DD : Dörtlü Dönüşler / Quadruple Horizontal Bends  
RD : Redüksiyonlar / Reducing Angels  
DT : Dikey T Dönüşler / Vertical T Connectors  
MK : Kablo Merdivenleri / Cable Ladders  
ID : İç Dış Bükey Dönüş / Vertical Inside and Outside Bends

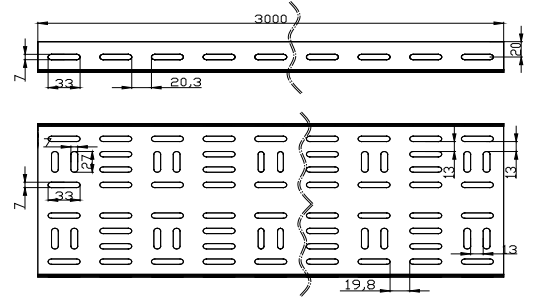
## KRC 200 NKD 40 15 R135



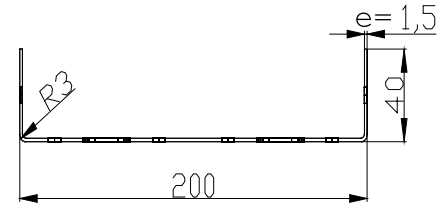
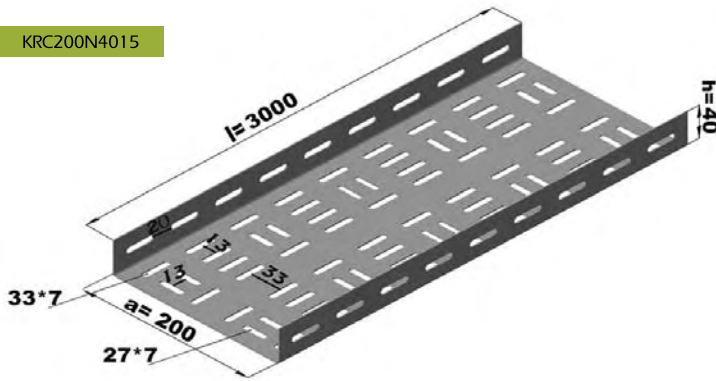
- N : Standart Kablo Kanalları / Standard Cable Trays  
A : Ağır hizmet kanalları / Heavy Duty Cable Trays  
G : Geçmeli Kanallar / Cover Fit Into Cable Trays  
K : Kapaklar / Covers  
KD : Köşe Dönüşler / Horizontal Bends  
TD : T Dönüşler / Horizontal T Bends  
DD : Dörtlü Dönüşler / Quadruple Horizontal Bends  
RD : Redüksiyonlar / Reducing Angels  
DT : Dikey T Dönüşler / Vertical T Connectors  
MK : Kablo Merdivenleri / Cable Ladders  
ID : İç Dış Bükey Dönüş / Vertical Inside and Outside Bends  
R : Açık / Radius

## Standart Kablo Kanalları Standard cable trays

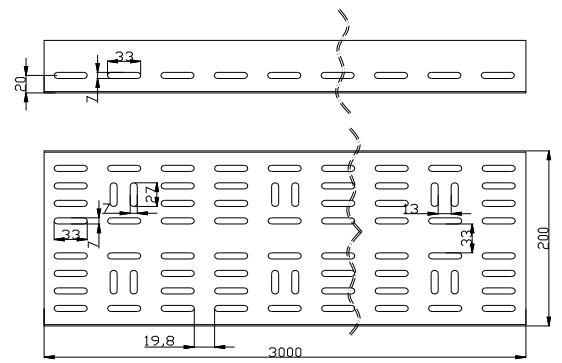
Sipariş Kodu Order Code	a Genişlik Width (mm)	h Yükseklik Height (mm)	e Kalınlık Thickness (mm)	l Uzunluk Length (mm)	Ağırlık Weight (kg/m)
KRC050N4010	50	40	1	3000	0.903
KRC100N4010	100	40	1	3000	1.264
KRC100N4015	100	40	1.5	3000	1.896
KRC150N4010	150	40	1	3000	1.616
KRC150N4015	150	40	1.5	3000	2.437
KRC200N4010	200	40	1	3000	1.987
KRC200N4012	200	40	1.2	3000	2.384
KRC200N4015	200	40	1.5	3000	2.979
KRC250N4015	250	40	1.5	3000	3.521
KRC250N4020	250	40	2	3000	4.695
KRC300N4015	300	40	1.5	3000	4.063
KRC300N4020	300	40	2	3000	5.417
KRC400N4015	400	40	1.5	3000	5.146
KRC400N4020	400	40	2	3000	6.861
KRC500N4015	500	40	1.5	3000	6.230
KRC500N4020	500	40	2	3000	8.306
KRC600N4015	600	40	1.5	3000	7.312
KRC600N4020	600	40	2	3000	9.750



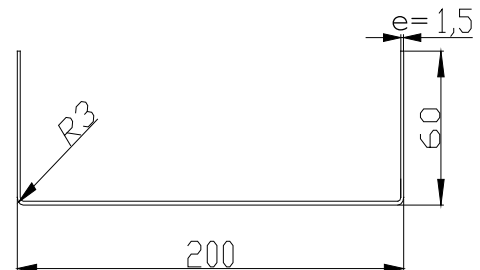
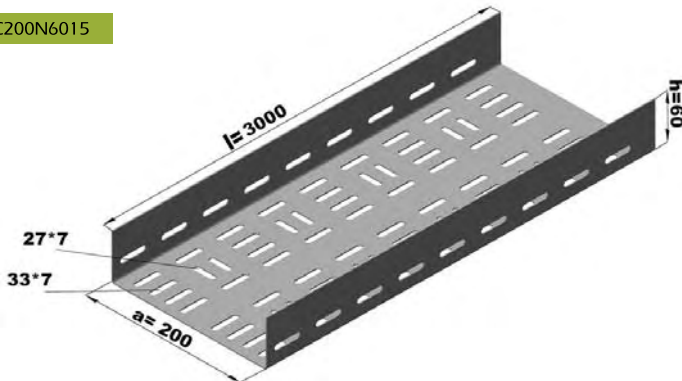
### KRC200N4015



Sipariş Kodu Order Code	a Genişlik Width (mm)	h Yükseklik Height (mm)	e Kalınlık Thickness (mm)	l Uzunluk Length (mm)	Ağırlık Weight (kg/m)
KRC050N6010	50	60	1	3000	1.192
KRC100N6010	100	60	1	3000	1.553
KRC100N6015	100	60	1.5	3000	2.330
KRC150N6010	150	60	1	3000	1.914
KRC150N6015	150	60	1.5	3000	2.870
KRC200N6010	200	60	1	3000	2.275
KRC200N6012	200	60	1.2	3000	2.730
KRC200N6015	200	60	1.5	3000	3.413
KRC250N6015	250	60	1.5	3000	3.955
KRC250N6020	250	60	2	3000	5.273
KRC300N6015	300	60	1.5	3000	4.491
KRC300N6020	300	60	2	3000	5.595
KRC400N6015	400	60	1.5	3000	5.579
KRC400N6020	400	60	2	3000	7.439
KRC500N6015	500	60	1.5	3000	6.663
KRC500N6020	500	60	2	3000	8.884
KRC600N6015	600	60	1.5	3000	7.745
KRC600N6020	600	60	2	3000	10.328

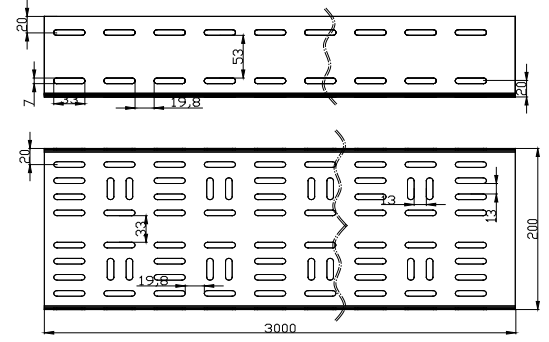


### KRC200N6015

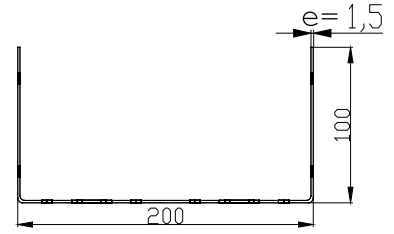
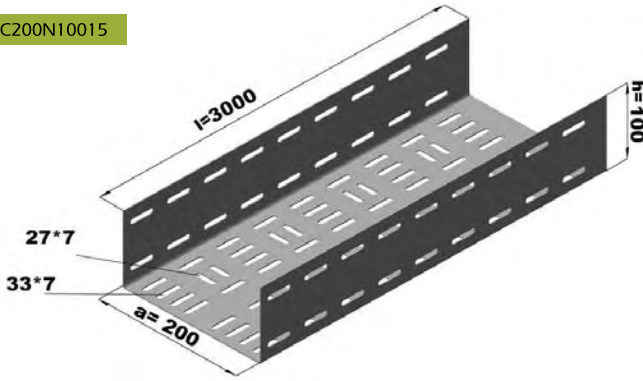


## Standart Kablo Kanalları Standard cable trays

Sipariş Kodu Order Code	a Genişlik Width (mm)	h Yükseklik Height (mm)	e Kalınlık Thickness (mm)	l Uzunluk Length (mm)	Ağırlık Weight (kg/m)
KRC100N10010	100	100	1	3000	2.131
KRC100N10015	100	100	1.5	3000	3.196
KRC150N10010	150	100	1	3000	2.492
KRC150N10015	150	100	1.5	3000	3.737
KRC200N10012	200	100	1.2	3000	3.423
KRC200N10015	200	100	1.5	3000	4.279
KRC250N10015	250	100	1.5	3000	4.821
KRC250N10020	250	100	2	3000	6.428
KRC300N10015	300	100	1.5	3000	5.363
KRC300N10020	300	100	2	3000	7.150
KRC400N10015	400	100	1.5	3000	6.446
KRC400N10020	400	100	2	3000	8.595
KRC500N10015	500	100	1.5	3000	7.530
KRC500N10020	500	100	2	3000	10.039
KRC600N10015	600	100	1.5	3000	8.612
KRC600N10020	600	100	2	3000	11.434

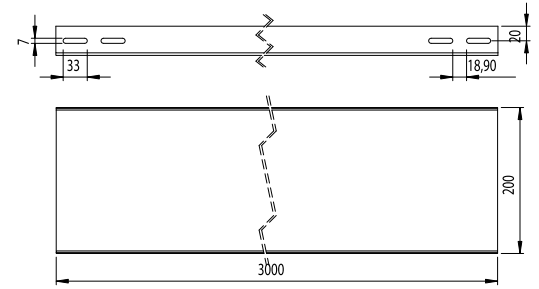


KRC200N10015

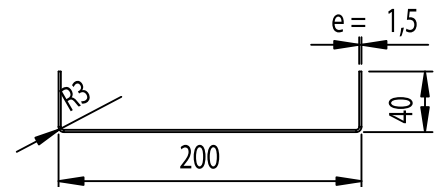



## Standart Deliksiz Kablo Kanalları Standard cable trays without holes

Sipariş Kodu Order Code	a Genişlik Width (mm)	h Yükseklik Height (mm)	e Kalınlık Thickness (mm)	l Uzunluk Length (mm)	Ağırlık Weight (kg/m)
KRC050N4010K	50	40	1	3000	0.981
KRC100N4010K	100	40	1	3000	1.374
KRC100N4015K	100	40	1.5	3000	2.061
KRC150N4010K	150	40	1	3000	1.756
KRC150N4015K	150	40	1.5	3000	2.649
KRC200N4010K	200	40	1	3000	2.160
KRC200N4012K	200	40	1.2	3000	2.591
KRC200N4015K	200	40	1.5	3000	3.238
KRC250N4015K	250	40	1.5	3000	3.827
KRC250N4020K	250	40	2	3000	5.103
KRC300N4015K	300	40	1.5	3000	4.416
KRC300N4020K	300	40	2	3000	5.888
KRC400N4015K	400	40	1.5	3000	5.593
KRC400N4020K	400	40	2	3000	7.458
KRC500N4015K	500	40	1.5	3000	6.771
KRC500N4020K	500	40	2	3000	9.028
KRC600N4015K	600	40	1.5	3000	7.948
KRC600N4020K	600	40	2	3000	10.598



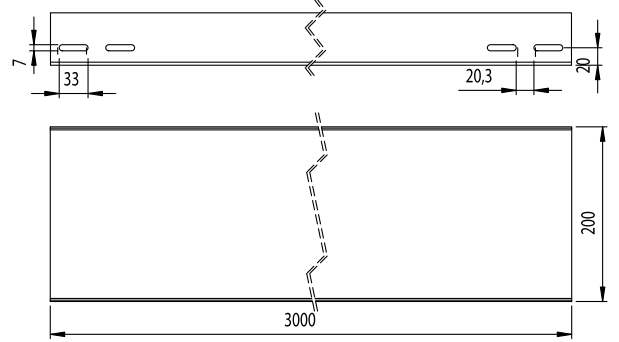
KRC200N4015K



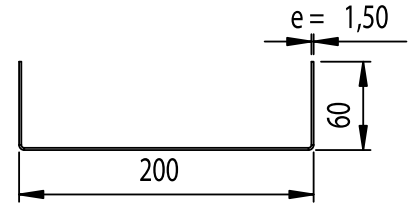

## Standart Deliksiz Kablo Kanalları

### Standard cable trays without holes

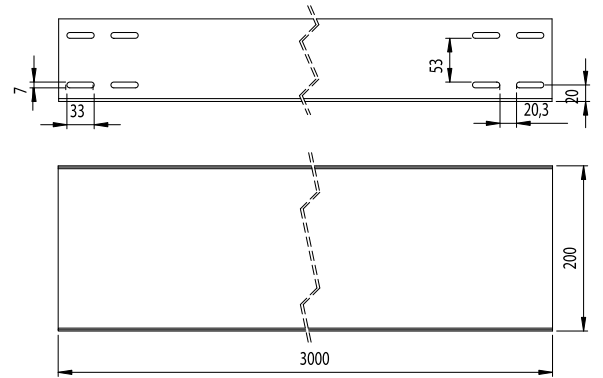
Sipariş Kodu Order Code	a Genişlik Width (mm)	h Yükseklik Height (mm)	e Kalınlık Thickness (mm)	l Uzunluk Length (mm)	Ağırlık Weight (kg/m)
KRC050N6010K	50	60	1	3000	1.295
KRC100N6010K	100	60	1	3000	1.688
KRC100N6015K	100	60	1.5	3000	2.532
KRC150N6010K	150	60	1	3000	2.080
KRC150N6015K	150	60	1.5	3000	3.120
KRC200N6010K	200	60	1	3000	2.473
KRC200N6012K	200	60	1.2	3000	2.967
KRC200N6015K	200	60	1.5	3000	3.709
KRC250N6015K	250	60	1.5	3000	4.298
KRC250N6020K	250	60	2	3000	5.731
KRC300N6015K	300	60	1.5	3000	4.887
KRC300N6020K	300	60	2	3000	6.516
KRC400N6015K	400	60	1.5	3000	6.064
KRC400N6020K	400	60	2	3000	8.086
KRC500N6015K	500	60	1.5	3000	7.242
KRC500N6020K	500	60	2	3000	9.656
KRC600N6015K	600	60	1.5	3000	8.419
KRC600N6020K	600	60	2	3000	11.226



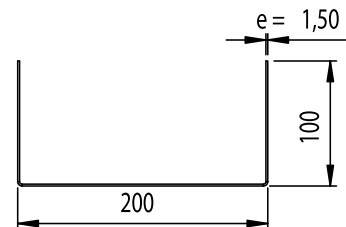
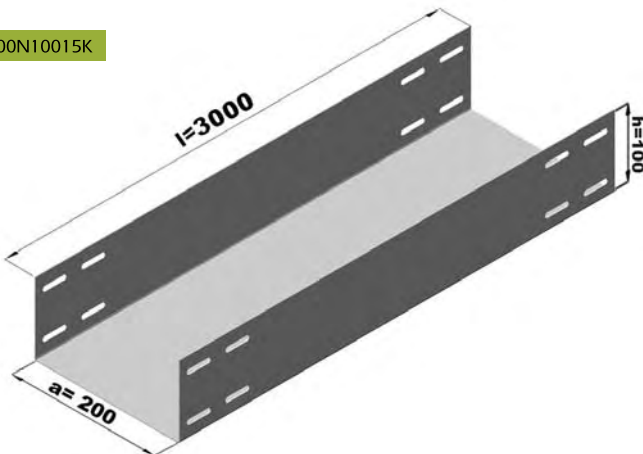
KRC200N6015K



Sipariş Kodu Order Code	a Genişlik Width (mm)	h Yükseklik Height (mm)	e Kalınlık Thickness (mm)	l Uzunluk Length (mm)	Ağırlık Weight (kg/m)
KRC100N10010K	100	100	1	3000	2.316
KRC100N10015K	100	100	1.5	3000	3.474
KRC150N10010K	150	100	1	3000	2.708
KRC150N10015K	150	100	1.5	3000	4.062
KRC200N10012K	200	100	1.2	3000	3.721
KRC200N10015K	200	100	1.5	3000	4.651
KRC250N10015K	250	100	1.5	3000	5.240
KRC250N10020K	250	100	2	3000	6.987
KRC300N10015K	300	100	1.5	3000	5.829
KRC300N10020K	300	100	2	3000	7.772
KRC400N10015K	400	100	1.5	3000	7.006
KRC400N10020K	400	100	2	3000	9.342
KRC500N10015K	500	100	1.5	3000	8.184
KRC500N10020K	500	100	2	3000	10.912
KRC600N10015K	600	100	1.5	3000	9.361
KRC600N10020K	600	100	2	3000	12.482

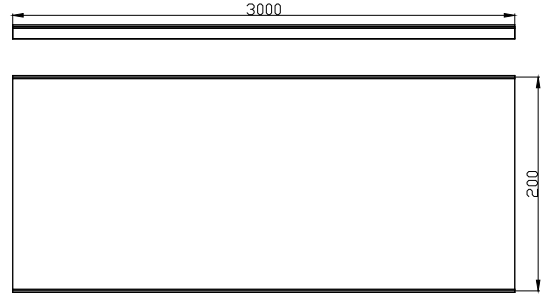


KRC200N10015K

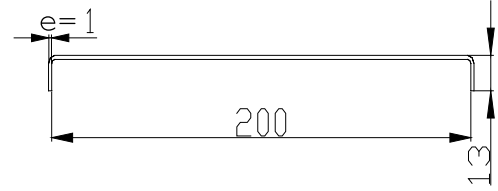


## Kanal Kapakları Tray Covers

Sipariş Kodu Order Code	a Genişlik Width (mm)	h Yükseklik Height (mm)	e Kalınlık Thickness (mm)	l Uzunluk Length (mm)	Ağırlık Weight (kg/m)
KRC050NKK1310	50	13	1	3000	0.589
KRC100NKK1310	100	13	1	3000	0.981
KRC150NKK1310	150	13	1	3000	1.374
KRC200NKK1310	200	13	1	3000	1.766
KRC250NKK1310	250	13	1	3000	2.158
KRC300NKK1315	300	13	1.5	3000	3.827
KRC400NKK1315	400	13	1.5	3000	5.004
KRC500NKK1315	500	13	1.5	3000	6.182
KRC600NKK1315	600	13	1.5	3000	7.359



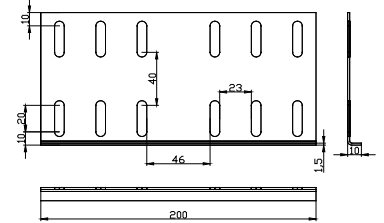
KRC200NKK1310



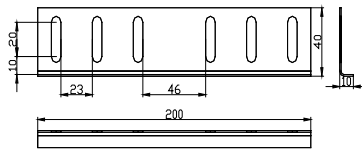
## Ek Elemanı Connector Part

Sipariş Kodu Order Code	l Uzunluk Length (mm)	h Yükseklik Height (mm)	e Kalınlık Thickness (mm)	Ağırlık Weight (kg/ad)
KRC040NEK10	200	40	1.5	0.141
KRC060NEK10	200	60	1.5	0.188
KRC100NEK10	200	100	1.5	0.283
KRC040NEK40	200	40	1.5	0.200
KRC060NEK40	200	60	1.5	0.247
KRC100NEK40	200	100	1.5	0.341
KRC100NEK100	200	100	2	0.628

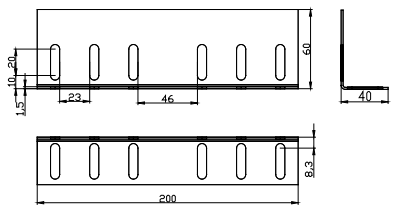

KRC100NEK10



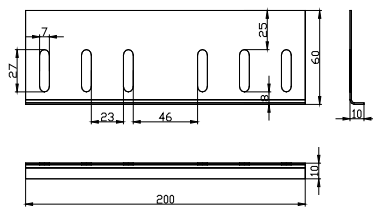

KRC040NEK10



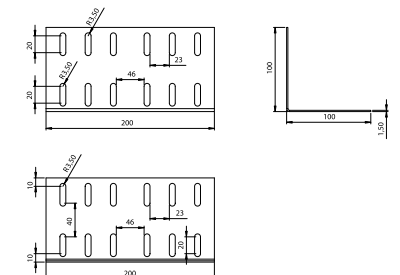

KRC060NEK40



KRC060NEK10



KRC100NEK100

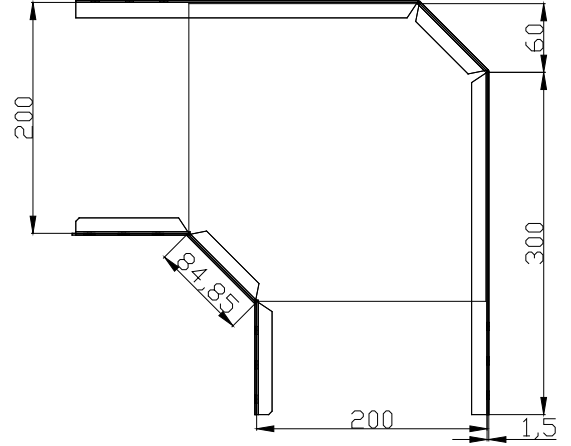




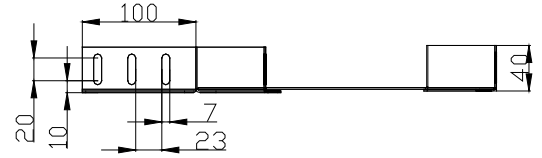
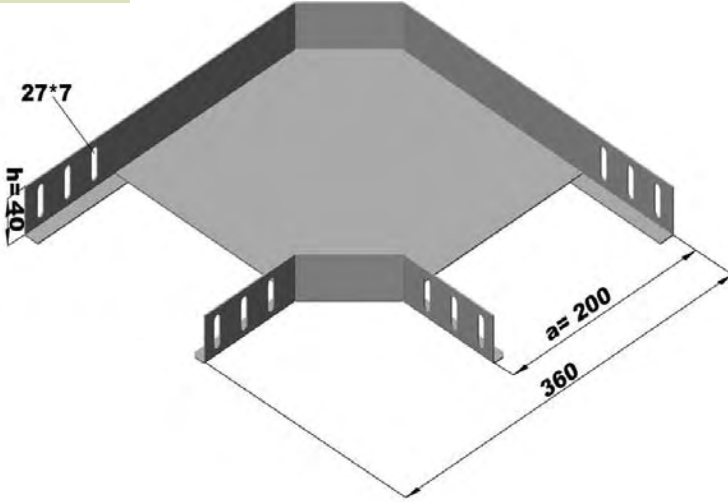
## Yatay Dönüşler Horizontal Bends

90 Radius

Sipariş Kodu Order Code	a Genişlik Width (mm)	h Yükseklik Height (mm)	e Kalınlık Thickness (mm)	Ağırlık Weight (kg/ad)
KRC050NKD4015	50	40	1.5	0.576
KRC100NKD4015	100	40	1.5	0.800
KRC150NKD4015	150	40	1.5	1.083
KRC200NKD4015	200	40	1.5	1.424
KRC250NKD4015	250	40	1.5	1.825
KRC300NKD4020	300	40	2	3.045
KRC400NKD4020	400	40	2	4.505
KRC500NKD4020	500	40	2	6.279
KRC600NKD4020	600	40	2	8.367



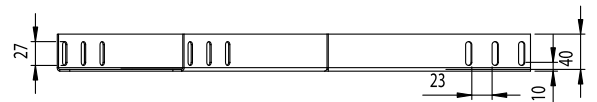
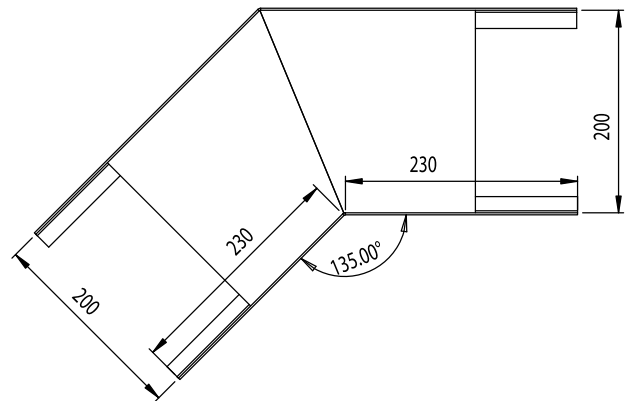

KRC200NKD4015



135 Radius

Sipariş Kodu Order Code	a Genişlik Width (mm)	h Yükseklik Height (mm)	e Kalınlık Thickness (mm)	Ağırlık Weight (kg/ad)
KRC050NKD4015R135	50	40	1.5	0.469
KRC100NKD4015R135	100	40	1.5	0.766
KRC150NKD4015R135	150	40	1.5	1.180
KRC200NKD4015R135	200	40	1.5	1.713
KRC250NKD4015R135	250	40	1.5	2.363
KRC300NKD4020R135	300	40	2	4.174
KRC400NKD4020R135	400	40	2	6.692
KRC500NKD4020R135	500	40	2	9.838
KRC600NKD4020R135	600	40	2	13.613

KRC200NKD4015R135

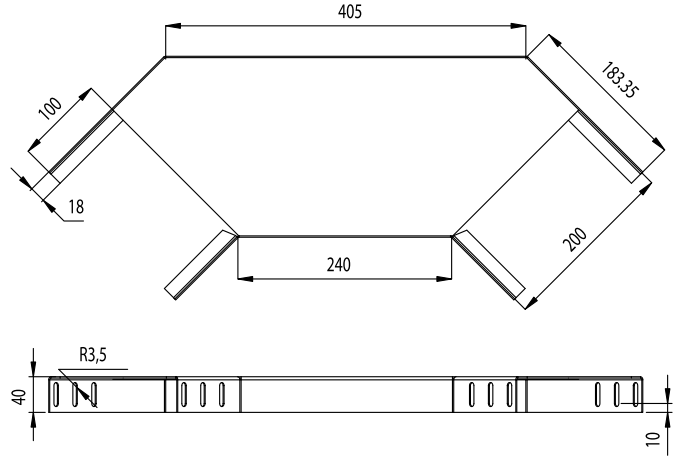


## Yatay Dönüşler Horizontal Bends

300 Radius

Sipariş Kodu Order Code	a Genişlik Width (mm)	h Yükseklik Height (mm)	e Kalınlık Thickness (mm)	Ağırlık Weight (kg/ad)
KRC050NKD4015R300	50	40	1.5	0.804
KRC100NKD4015R300	100	40	1.5	1.121
KRC150NKD4015R300	150	40	1.5	1.520
KRC200NKD4015R300	200	40	1.5	2.002
KRC250NKD4015R300	250	40	1.5	2.566
KRC300NKD4020R300	300	40	2	4.283
KRC400NKD4020R300	400	40	2	6.337
KRC500NKD4020R300	500	40	2	8.830
KRC600NKD4020R300	600	40	2	11.762

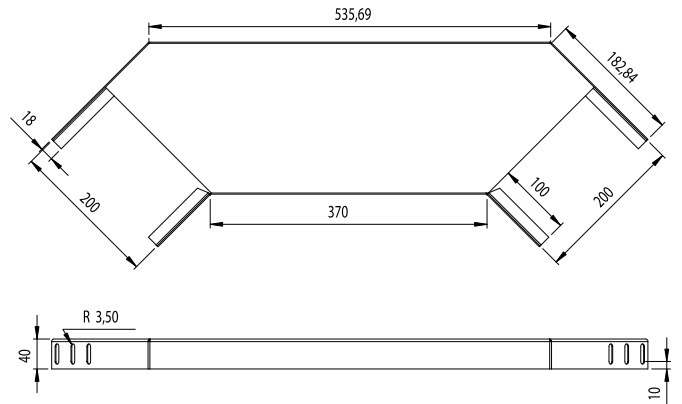
KRC200NKD4015R300



450 Radius

Sipariş Kodu Order Code	a Genişlik Width (mm)	h Yükseklik Height (mm)	e Kalınlık Thickness (mm)	Ağırlık Weight (kg/ad)
KRC050NKD4015R450	50	40	1.5	1.046
KRC100NKD4015R450	100	40	1.5	1.437
KRC150NKD4015R450	150	40	1.5	1.909
KRC200NKD4015R450	200	40	1.5	2.645
KRC250NKD4015R450	250	40	1.5	3.102
KRC300NKD4020R450	300	40	2	5.096
KRC400NKD4020R450	400	40	2	7.346
KRC500NKD4020R450	500	40	2	10.035
KRC600NKD4020R450	600	40	2	13.164

KRC200NKD4015R450

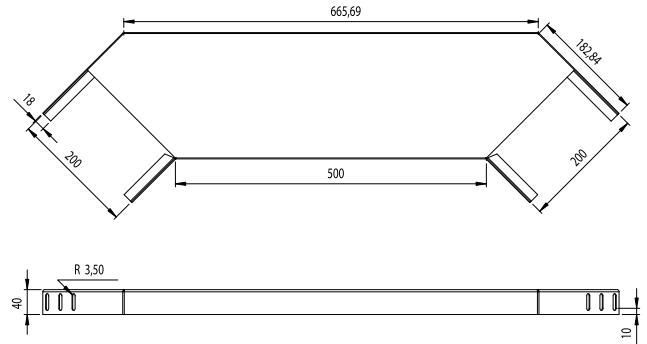


## Yatay Dönüşler Horizontal Bends

600 Radius

Sipariş Kodu Order Code	a Genişlik Width (mm)	h Yükseklik Height (mm)	e Kalınlık Thickness (mm)	Ağırlık Weight (kg/ad)
KRC050NKD4015R600	50	40	1.5	1.294
KRC100NKD4015R600	100	40	1.5	1.764
KRC150NKD4015R600	150	40	1.5	2.316
KRC200NKD4015R600	200	40	1.5	2.951
KRC250NKD4015R600	250	40	1.5	3.668
KRC300NKD4020R600	300	40	2	5.957
KRC400NKD4020R600	400	40	2	8.418
KRC500NKD4020R600	500	40	2	11.555
KRC600NKD4020R600	600	40	2	14.943

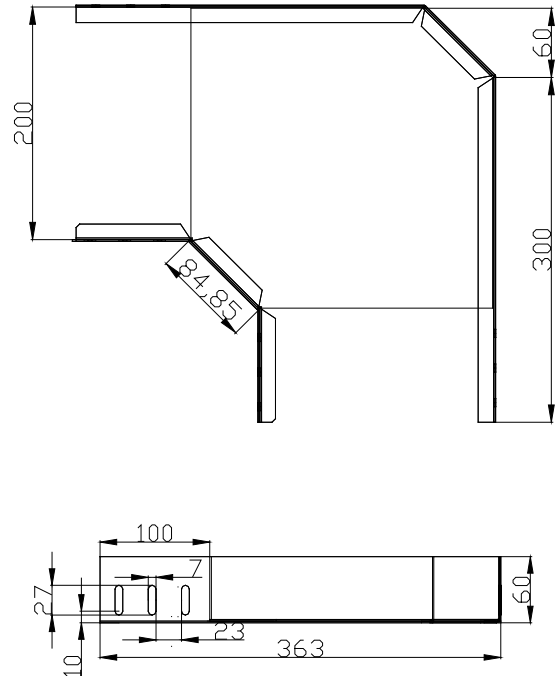
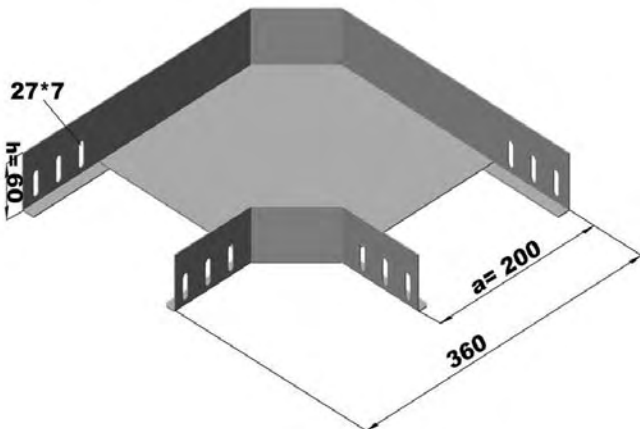
KRC200NKD4015R600



90 Radius

Sipariş Kodu Order Code	a Genişlik Width (mm)	h Yükseklik Height (mm)	e Kalınlık Thickness (mm)	Ağırlık Weight (kg/ad)
KRC050NKD6015	50	60	1.5	0.734
KRC100NKD6015	100	60	1.5	0.981
KRC150NKD6015	150	60	1.5	1.288
KRC200NKD6015	200	60	1.5	1.653
KRC250NKD6015	250	60	1.5	2.077
KRC300NKD6020	300	60	2	3.412
KRC400NKD6020	400	60	2	4.935
KRC500NKD6020	500	60	2	6.772
KRC600NKD6020	600	60	2	8.923

KRC200NKD6015

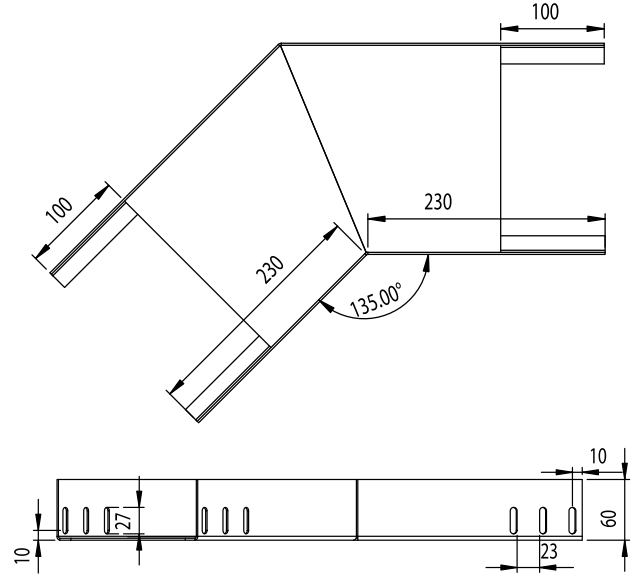
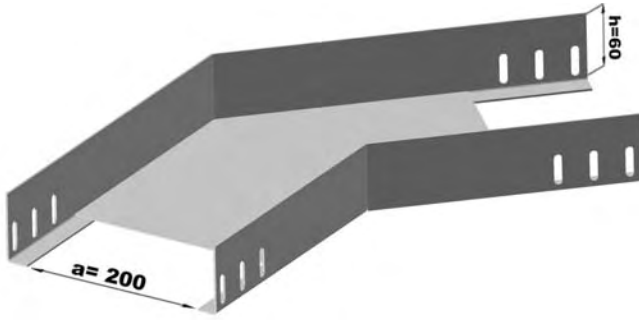


## Yatay Dönüşler Horizontal Bends

135 Radius

Sipariş Kodu Order Code	a Genişlik Width (mm)	h Yükseklik Height (mm)	e Kalınlık Thickness (mm)	Ağırlık Weight (kg/ad)
KRC050NKD6015R135	50	60	1.5	0.612
KRC100NKD6015R135	100	60	1.5	0.947
KRC150NKD6015R135	150	60	1.5	1.399
KRC200NKD6015R135	200	60	1.5	1.969
KRC250NKD6015R135	250	60	1.5	2.656
KRC300NKD6020R135	300	60	2	4.616
KRC400NKD6020R135	400	60	2	7.235
KRC500NKD6020R135	500	60	2	10.481
KRC600NKD6020R135	600	60	2	14.356

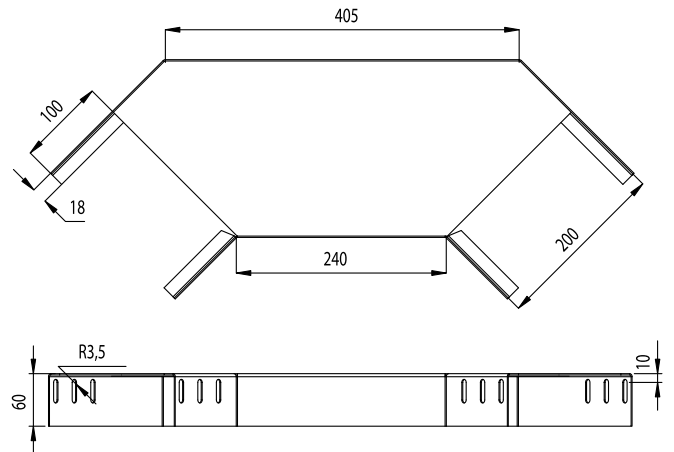
KRC200NKD6015R135



300 Radius

Sipariş Kodu Order Code	a Genişlik Width (mm)	h Yükseklik Height (mm)	e Kalınlık Thickness (mm)	Ağırlık Weight (kg/ad)
KRC050NKD6015R300	50	60	1.5	1.030
KRC100NKD6015R300	100	60	1.5	1.366
KRC150NKD6015R300	150	60	1.5	1.784
KRC200NKD6015R300	200	60	1.5	2.284
KRC250NKD6015R300	250	60	1.5	2.867
KRC300NKD6020R300	300	60	2	4.710
KRC400NKD6020R300	400	60	2	6.814
KRC500NKD6020R300	500	60	2	9.357
KRC600NKD6020R300	600	60	2	12.340

KRC200NKD6015R300

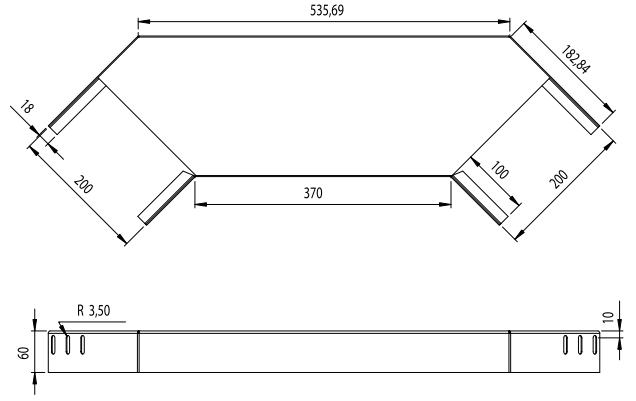


## Yatay Dönüşler Horizontal Bends

450 Radius

Sipariş Kodu Order Code	a Genişlik Width (mm)	h Yükseklik Height (mm)	e Kalınlık Thickness (mm)	Ağırlık Weight (kg/ad)
KRC050NKD6015R450	50	60	1.5	1.334
KRC100NKD6015R450	100	60	1.5	1.743
KRC150NKD6015R450	150	60	1.5	2.234
KRC200NKD6015R450	200	60	1.5	2.808
KRC250NKD6015R450	250	60	1.5	3.465
KRC300NKD6020R450	300	60	2	5.605
KRC400NKD6020R450	400	60	2	7.905
KRC500NKD6020R450	500	60	2	10.645
KRC600NKD6020R450	600	60	2	13.824

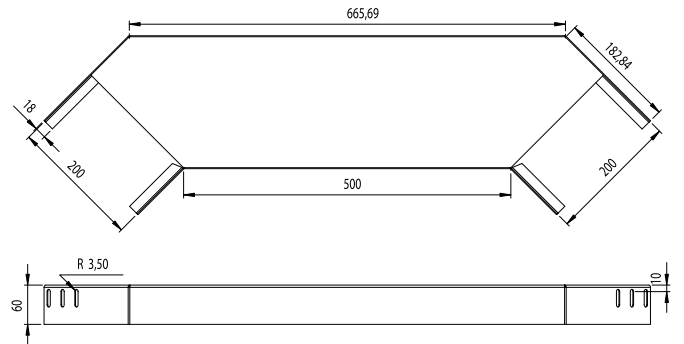
KRC200NKD6015R450



600 Radius

Sipariş Kodu Order Code	a Genişlik Width (mm)	h Yükseklik Height (mm)	e Kalınlık Thickness (mm)	Ağırlık Weight (kg/ad)
KRC050NKD6015R600	50	60	1.5	1.643
KRC100NKD6015R600	100	60	1.5	2.131
KRC150NKD6015R600	150	60	1.5	2.702
KRC200NKD6015R600	200	60	1.5	3.356
KRC250NKD6015R600	250	60	1.5	4.092
KRC300NKD6020R600	300	60	2	6.547
KRC400NKD6020R600	400	60	2	9.059
KRC500NKD6020R600	500	60	2	12.246
KRC600NKD6020R600	600	60	2	15.684

KRC200NKD6015R600

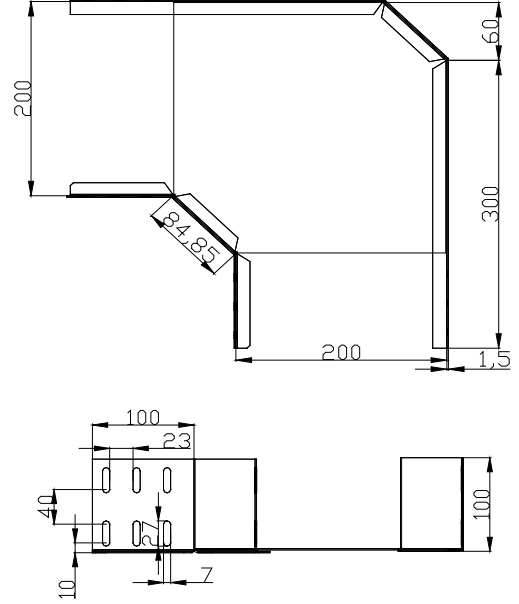
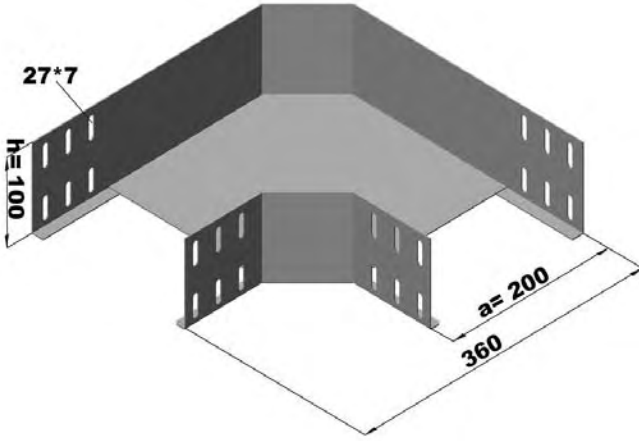


## Yatay Dönüşler Horizontal Bends

90 Radius

Sipariş Kodu Order Code	a Genişlik Width (mm)	h Yükseklik Height (mm)	e Kalınlık Thickness (mm)	Ağırlık Weight (kg/ad)
KRC100NKD10015	100	100	1.5	1.344
KRC150NKD10015	150	100	1.5	1.697
KRC200NKD10015	200	100	1.5	2.109
KRC250NKD10015	250	100	1.5	2.580
KRC300NKD10020	300	100	2	4.147
KRC400NKD10020	400	100	2	5.796
KRC500NKD10020	500	100	2	7.758
KRC600NKD10020	600	100	2	10.035

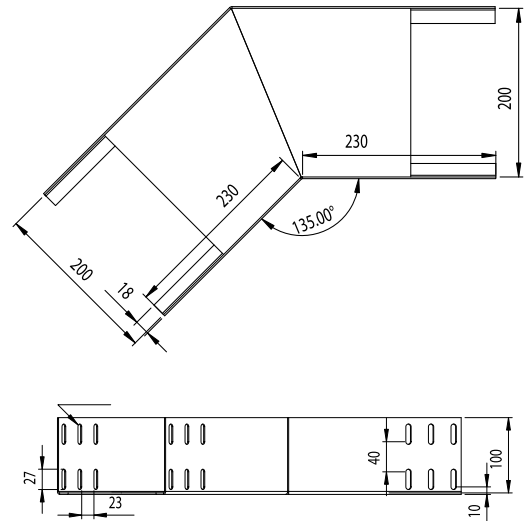
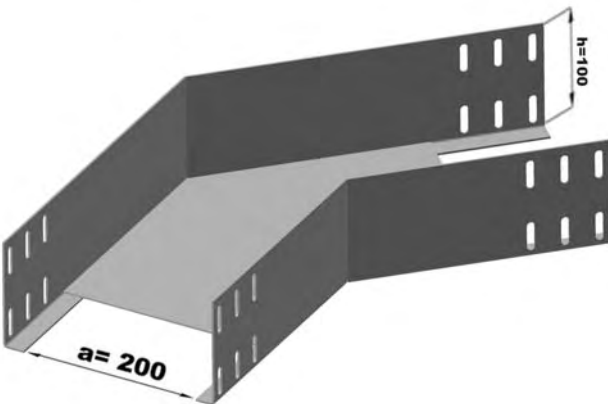
KRC200NKD10015



135 Radius

Sipariş Kodu Order Code	a Genişlik Width (mm)	h Yükseklik Height (mm)	e Kalınlık Thickness (mm)	Ağırlık Weight (kg/ad)
KRC100NKD10015R135	100	100	1.5	1.308
KRC150NKD10015R135	150	100	1.5	1.836
KRC200NKD10015R135	200	100	1.5	2.481
KRC250NKD10015R135	250	100	1.5	3.244
KRC300NKD10020R135	300	100	2	5.500
KRC400NKD10020R135	400	100	2	8.320
KRC500NKD10020R135	500	100	2	11.767
KRC600NKD10020R135	600	100	2	15.843

KRC200NKD10015R135

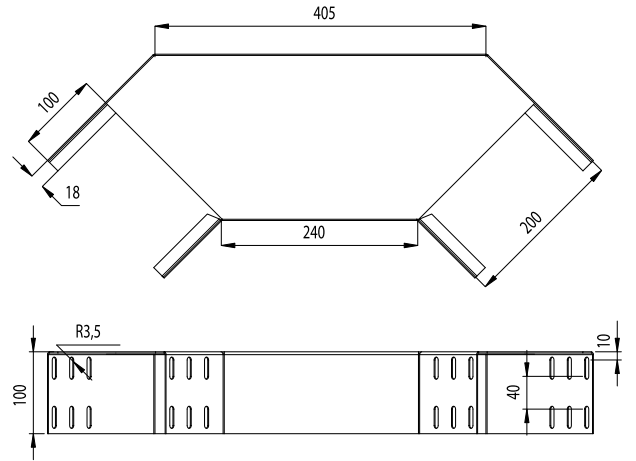


## Yatay Dönüşler Horizontal Bends

300 Radius

Sipariş Kodu Order Code	a Genişlik Width (mm)	h Yükseklik Height (mm)	e Kalınlık Thickness (mm)	Ağırlık Weight (kg/ad)
KRC100NKD10015R300	100	100	1.5	1.856
KRC150NKD10015R300	150	100	1.5	2.311
KRC200NKD10015R300	200	100	1.5	2.850
KRC250NKD10015R300	250	100	1.5	3.470
KRC300NKD10020R300	300	100	2	5.564
KRC400NKD10020R300	400	100	2	7.768
KRC500NKD10020R300	500	100	2	10.412
KRC600NKD10020R300	600	100	2	13.496

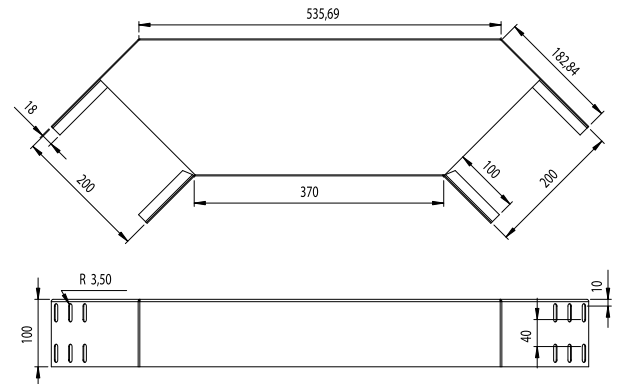
KRC200NKD10015R300



450 Radius

Sipariş Kodu Order Code	a Genişlik Width (mm)	h Yükseklik Height (mm)	e Kalınlık Thickness (mm)	Ağırlık Weight (kg/ad)
KRC100NKD10015R450	100	100	1.5	2.355
KRC150NKD10015R450	150	100	1.5	2.884
KRC200NKD10015R450	200	100	1.5	3.496
KRC250NKD10015R450	250	100	1.5	4.190
KRC300NKD10020R450	300	100	2	6.622
KRC400NKD10020R450	400	100	2	9.023
KRC500NKD10020R450	500	100	2	11.863
KRC600NKD10020R450	600	100	2	15.143

KRC200NKD10015R450

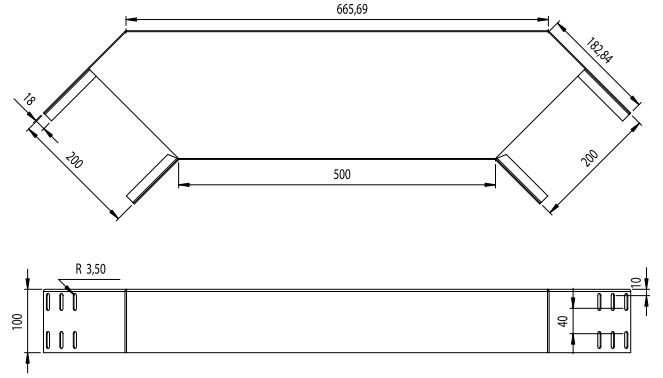


## Yatay Dönüşler Horizontal Bends

600 Radius

Sipariş Kodu Order Code	a Genişlik Width (mm)	h Yükseklik Height (mm)	e Kalınlık Thickness (mm)	Ağırlık Weight (kg/ad)
KRC100NKD10015R600	100	100	1.5	2.866
KRC150NKD10015R600	150	100	1.5	3.475
KRC200NKD10015R600	200	100	1.5	4.166
KRC250NKD10015R600	250	100	1.5	4.940
KRC300NKD10020R600	300	100	2	7.728
KRC400NKD10020R600	400	100	2	10.340
KRC500NKD10020R600	500	100	2	13.628
KRC600NKD10020R600	600	100	2	17.166

KRC200NKD10015R600

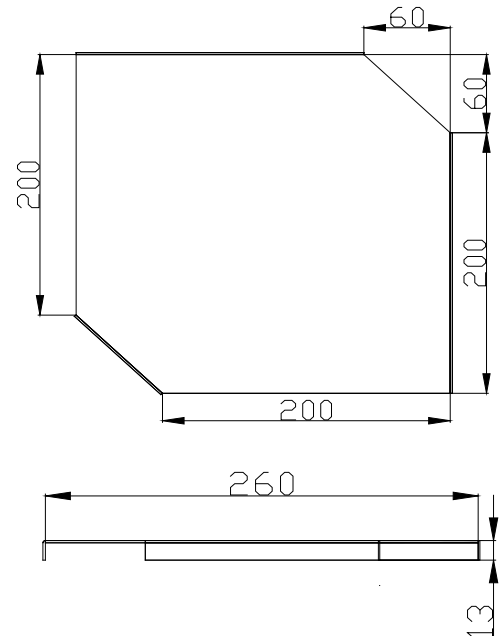
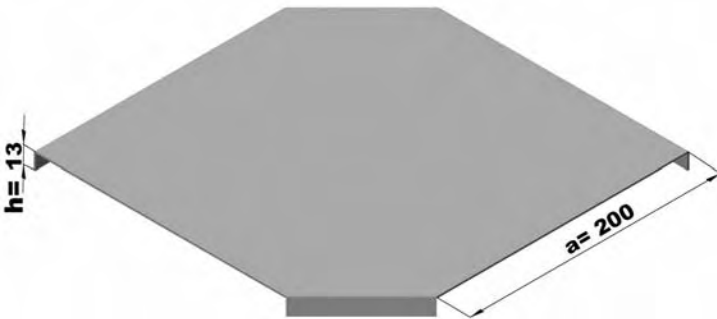


## Yatay Dönüş Kapakları Horizontal Bend Covers

90 Radius

Sipariş Kodu Order Code	a Genişlik Width (mm)	h Yükseklik Height (mm)	e Kalınlık Thickness (mm)	Ağırlık Weight (kg/ad)
KRC050NKDK1310	50	13	1	0.123
KRC100NKDK1310	100	13	1	0.240
KRC150NKDK1310	150	13	1	0.397
KRC200NKDK1310	200	13	1	0.594
KRC250NKDK1310	250	13	1	0.829
KRC300NKDK1315	300	13	1.5	1.656
KRC400NKDK1315	400	13	1.5	2.657
KRC500NKDK1315	500	13	1.5	3.893
KRC600NKDK1315	600	13	1.5	5.365

KRC200NKDK1310



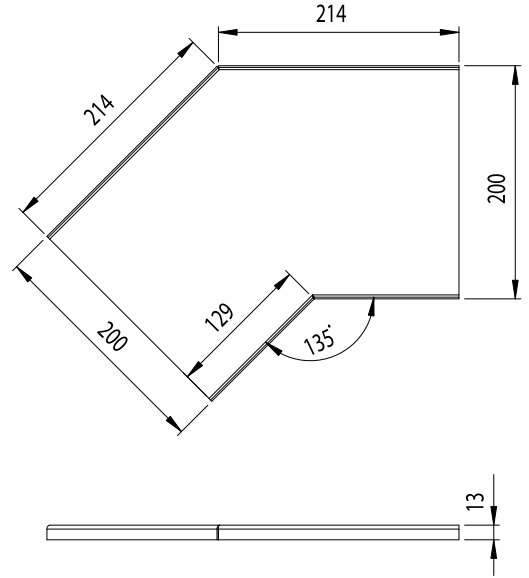



## Yatay Dönüş Kapakları Horizontal Bend Covers

135 Radius

Sipariş Kodu Order Code	a Genişlik Width (mm)	h Yükseklik Height (mm)	e Kalınlık Thickness (mm)	Ağırlık Weight (kg/ad)
KRC050NKDK1310R135	50	13	1	0.075
KRC100NKDK1310R135	100	13	1	0.224
KRC150NKDK1310R135	150	13	1	0.451
KRC200NKDK1310R135	200	13	1	0.756
KRC250NKDK1310R135	250	13	1	1.140
KRC300NKDK1315R135	300	13	1.5	2.403
KRC400NKDK1315R135	400	13	1.5	4.144
KRC500NKDK1315R135	500	13	1.5	6.355
KRC600NKDK1315R135	600	13	1.5	9.037

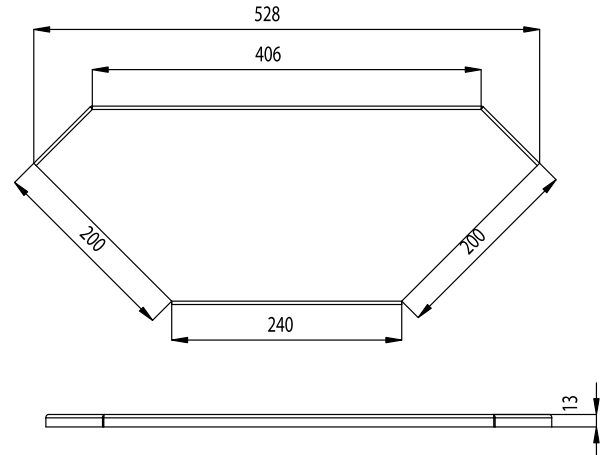
KRC200NKDK1310R135



300 Radius

Sipariş Kodu Order Code	a Genişlik Width (mm)	h Yükseklik Height (mm)	e Kalınlık Thickness (mm)	Ağırlık Weight (kg/ad)
KRC050NKDK1310R300	50	13	1	0.197
KRC100NKDK1310R300	100	13	1	0.397
KRC150NKDK1310R300	150	13	1	0.653
KRC200NKDK1310R300	200	13	1	0.963
KRC250NKDK1310R300	250	13	1	1.328
KRC300NKDK1315R300	300	13	1.5	2.621
KRC400NKDK1315R300	400	13	1.5	4.129
KRC500NKDK1315R300	500	13	1.5	5.966
KRC600NKDK1315R300	600	13	1.5	8.132

KRC200NKDK1310R300

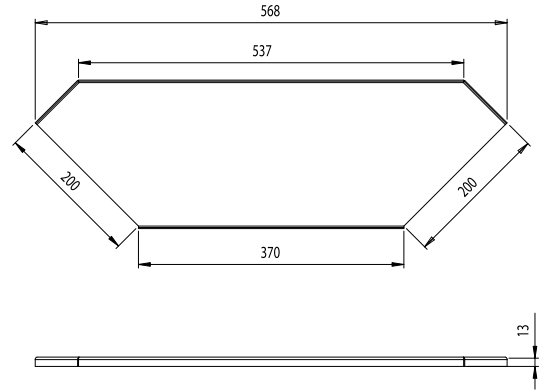


## Yatay Dönüş Kapakları Horizontal Bend Covers

450 Radius

Sipariş Kodu Order Code	a Genişlik Width (mm)	h Yükseklik Height (mm)	e Kalınlık Thickness (mm)	Ağırlık Weight (kg/ad)
KRC050NKDK1310R450	50	13	1	0.271
KRC100NKDK1310R450	100	13	1	0.520
KRC150NKDK1310R450	150	13	1	0.824
KRC200NKDK1310R450	200	13	1	1.183
KRC250NKDK1310R450	250	13	1	1.597
KRC300NKDK1315R450	300	13	1.5	3.100
KRC400NKDK1315R450	400	13	1.5	4.574
KRC500NKDK1315R450	500	13	1.5	6.738
KRC600NKDK1315R450	600	13	1.5	9.052

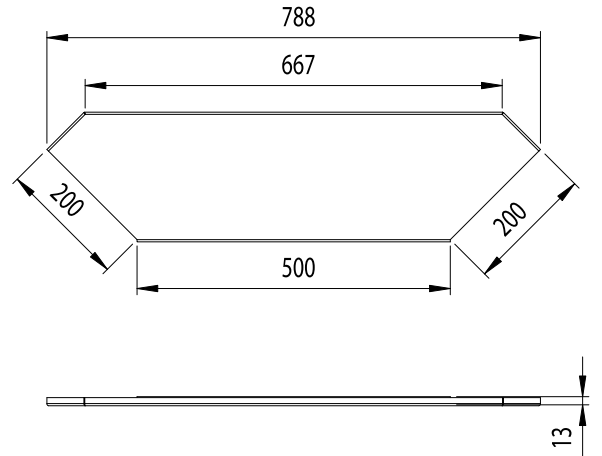
KRC200NKDK1310R450



600 Radius

Sipariş Kodu Order Code	a Genişlik Width (mm)	h Yükseklik Height (mm)	e Kalınlık Thickness (mm)	Ağırlık Weight (kg/ad)
KRC050NKDK1310R600	50	13	1	0.350
KRC100NKDK1310R600	100	13	1	0.653
KRC150NKDK1310R600	150	13	1	1.010
KRC200NKDK1310R600	200	13	1	1.422
KRC250NKDK1310R600	250	13	1	1.889
KRC300NKDK1315R600	300	13	1.5	3.616
KRC400NKDK1315R600	400	13	1.5	5.430
KRC500NKDK1315R600	500	13	1.5	7.758
KRC600NKDK1315R600	600	13	1.5	10.266

KRC200NKDK1310R600

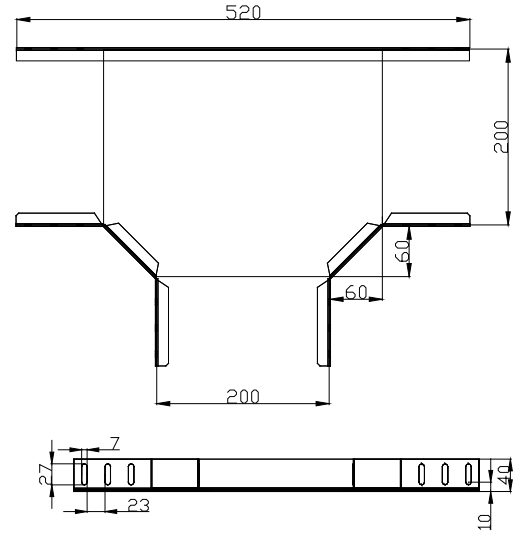
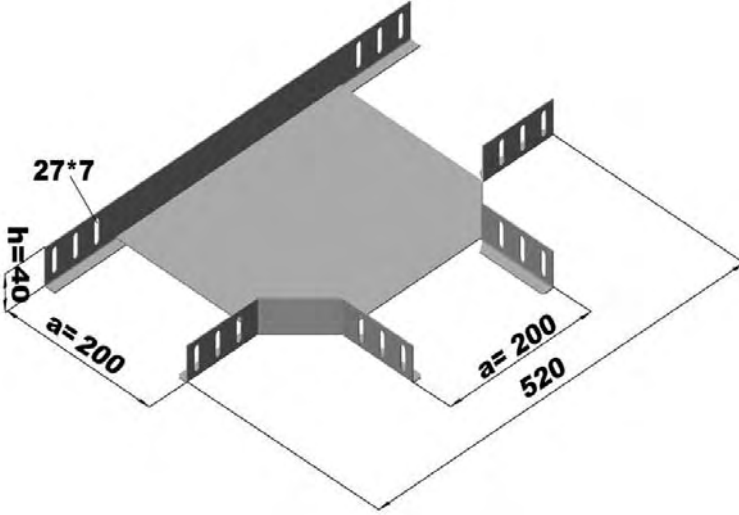


## T Dönüşler Horizontal "T" Bends

90 Radius

Sipariş Kodu Order Code	a Genişlik Width (mm)	h Yükseklik Height (mm)	e Kalınlık Thickness (mm)	Ağırlık Weight (kg/ad)
KRC050NTD4015	50	40	1.5	0.829
KRC100NTD4015	100	40	1.5	1.056
KRC150NTD4015	150	40	1.5	1.341
KRC200NTD4015	200	40	1.5	1.686
KRC250NTD4015	250	40	1.5	2.089
KRC300NTD4020	300	40	2	3.401
KRC400NTD4020	400	40	2	4.869
KRC500NTD4020	500	40	2	6.651
KRC600NTD4020	600	40	2	8.747

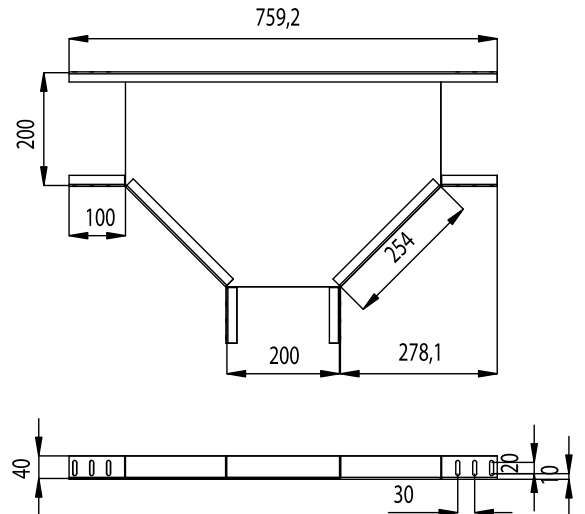
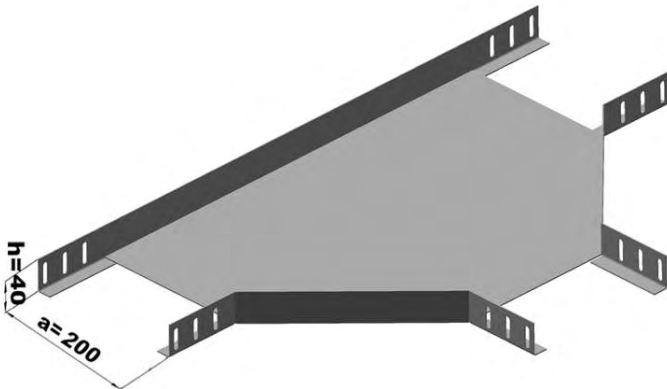
KRC200NTD4015



300 Radius

Sipariş Kodu Order Code	a Genişlik Width (mm)	h Yükseklik Height (mm)	e Kalınlık Thickness (mm)	Ağırlık Weight (kg/ad)
KRC050NTD4015R300	50	40	1.5	2.087
KRC100NTD4015R300	100	40	1.5	2.514
KRC150NTD4015R300	150	40	1.5	3.008
KRC200NTD4015R300	200	40	1.5	3.562
KRC250NTD4015R300	250	40	1.5	4.174
KRC300NTD4020R300	300	40	2	6.460
KRC400NTD4020R300	400	40	2	8.845
KRC500NTD4020R300	500	40	2	10.825
KRC600NTD4020R300	600	40	2	13.478

KRC200NTD4015R300

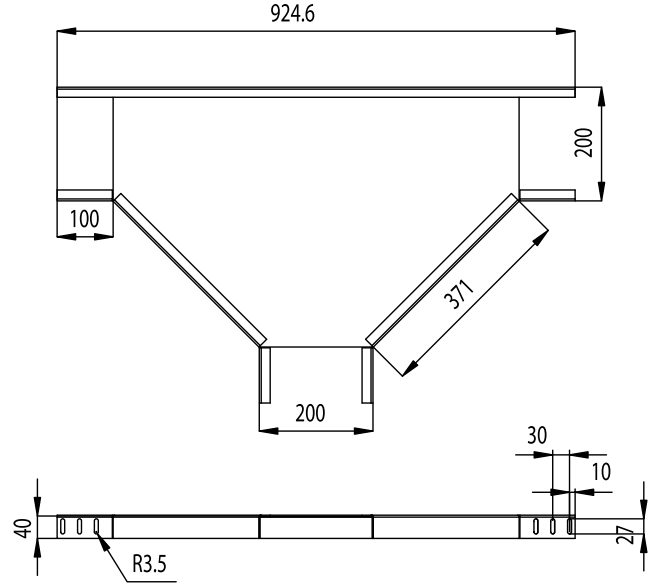
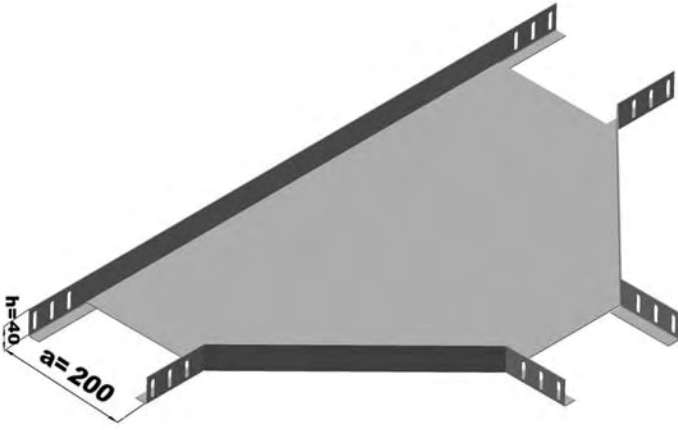


## T Dönüşler Horizontal "T" Bends

450 Radius

Sipariş Kodu Order Code	a Genişlik Width (mm)	h Yükseklik Height (mm)	e Kalınlık Thickness (mm)	Ağırlık Weight (kg/ad)
KRC050NTD4015R450	50	40	1.5	3.373
KRC100NTD4015R450	100	40	1.5	3.959
KRC150NTD4015R450	150	40	1.5	4.603
KRC200NTD4015R450	200	40	1.5	5.307
KRC250NTD4015R450	250	40	1.5	6.069
KRC300NTD4020R450	300	40	2	9.188
KRC400NTD4020R450	400	40	2	11.613
KRC500NTD4020R450	500	40	2	14.353
KRC600NTD4020R450	600	40	2	17.407

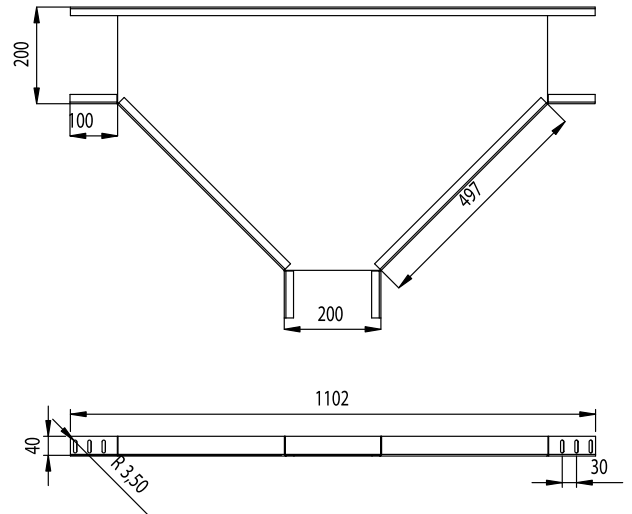
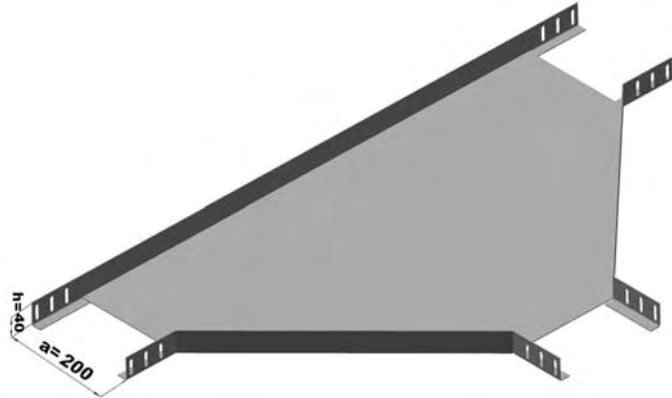
KRC200NTD4015R450



600 Radius

Sipariş Kodu Order Code	a Genişlik Width (mm)	h Yükseklik Height (mm)	e Kalınlık Thickness (mm)	Ağırlık Weight (kg/ad)
KRC050NTD4015R600	50	40	1.5	5.081
KRC100NTD4015R600	100	40	1.5	5.823
KRC150NTD4015R600	150	40	1.5	6.624
KRC200NTD4015R600	200	40	1.5	7.483
KRC250NTD4015R600	250	40	1.5	8.402
KRC300NTD4020R600	300	40	2	12.505
KRC400NTD4020R600	400	40	2	15.347
KRC500NTD4020R600	500	40	2	18.503
KRC600NTD4020R600	600	40	2	21.973

KRC200NTD4015R600



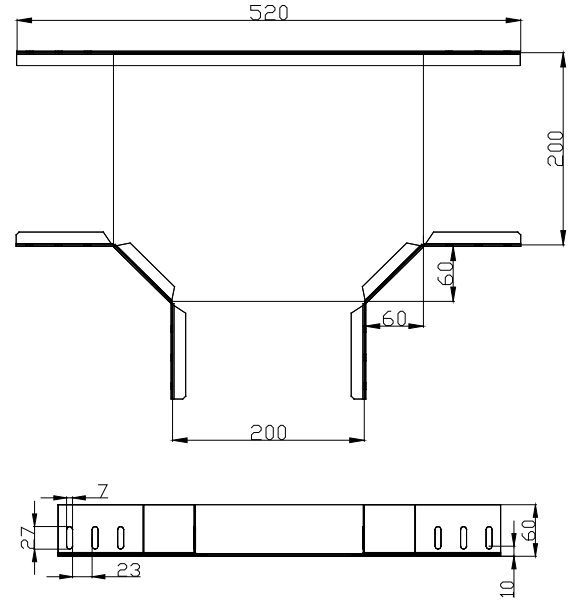
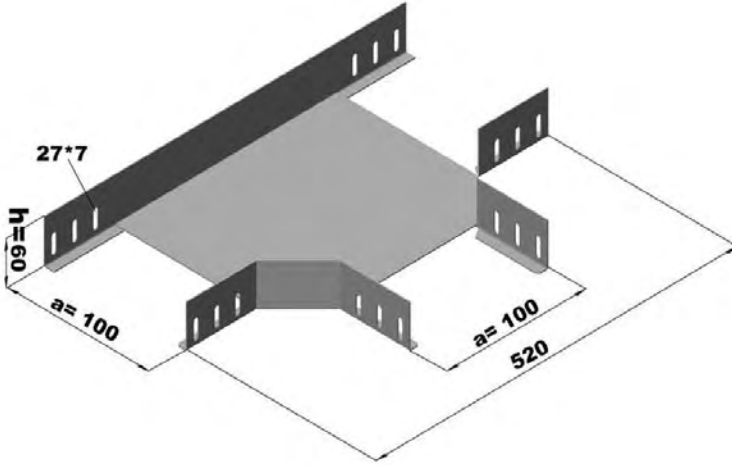
## T Dönüşler

### Horizontal "T" Bends

90 Radius

Sipariş Kodu Order Code	a Genişlik Width (mm)	h Yükseklik Height (mm)	e Kalınlık Thickness (mm)	Ağırlık Weight (kg/ad)
KRC050NTD6015	50	60	1.5	1.050
KRC100NTD6015	100	60	1.5	1.289
KRC150NTD6015	150	60	1.5	1.586
KRC200NTD6015	200	60	1.5	1.942
KRC250NTD6015	250	60	1.5	2.357
KRC300NTD6020	300	60	2	3.775
KRC400NTD6020	400	60	2	5.274
KRC500NTD6020	500	60	2	7.088
KRC600NTD6020	600	60	2	9.215

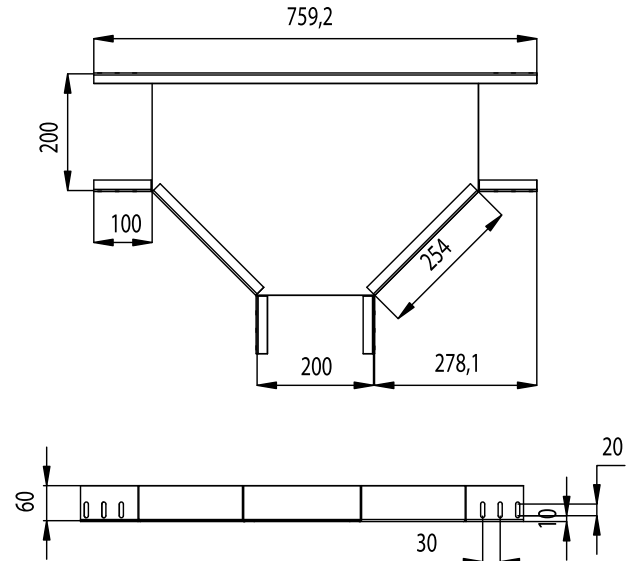
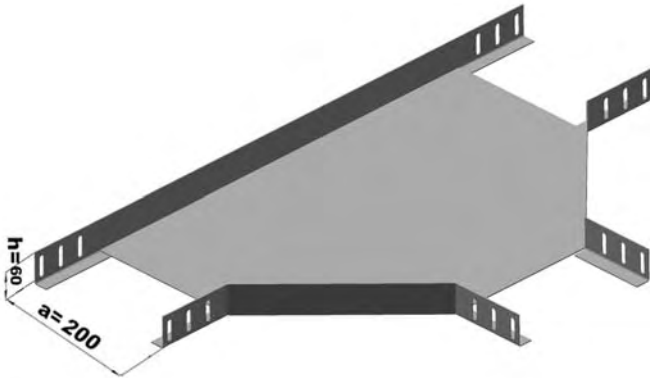
KRC200NTD6015



300 Radius

Sipariş Kodu Order Code	a Genişlik Width (mm)	h Yükseklik Height (mm)	e Kalınlık Thickness (mm)	Ağırlık Weight (kg/ad)
KRC050NTD6015R300	50	60	1.5	2.435
KRC100NTD6015R300	100	60	1.5	2.882
KRC150NTD6015R300	150	60	1.5	3.389
KRC200NTD6015R300	200	60	1.5	3.954
KRC250NTD6015R300	250	60	1.5	4.578
KRC300NTD6020R300	300	60	2	7.014
KRC400NTD6020R300	400	60	2	9.071
KRC500NTD6020R300	500	60	2	11.442
KRC600NTD6020R300	600	60	2	14.126

KRC200NTD6015R300



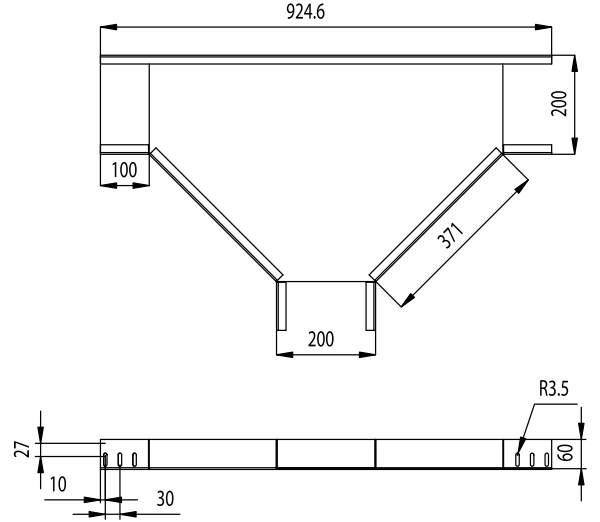
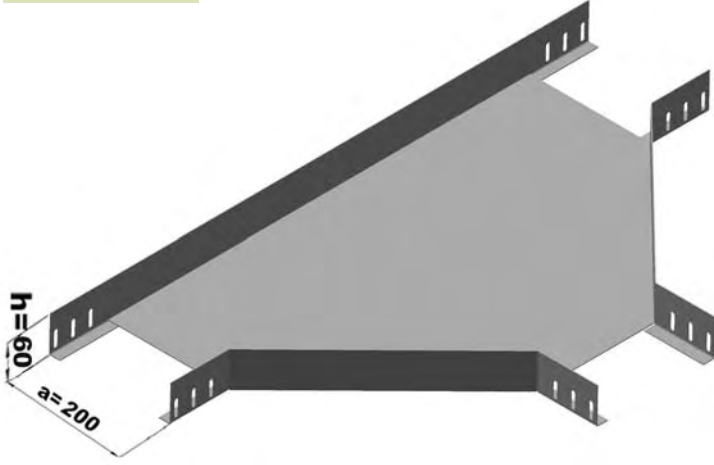
## T Dönüşler

### Horizontal "T" Bends

450 Radius

Sipariş Kodu Order Code	a Genişlik Width (mm)	h Yükseklik Height (mm)	e Kalınlık Thickness (mm)	Ağırlık Weight (kg/ad)
KRC050NTD6015R450	50	60	1.5	3.824
KRC100NTD6015R450	100	60	1.5	4.422
KRC150NTD6015R450	150	60	1.5	5.078
KRC200NTD6015R450	200	60	1.5	5.793
KRC250NTD6015R450	250	60	1.5	6.568
KRC300NTD6020R450	300	60	2	9.867
KRC400NTD6020R450	400	60	2	12.325
KRC500NTD6020R450	500	60	2	15.096
KRC600NTD6020R450	600	60	2	18.181

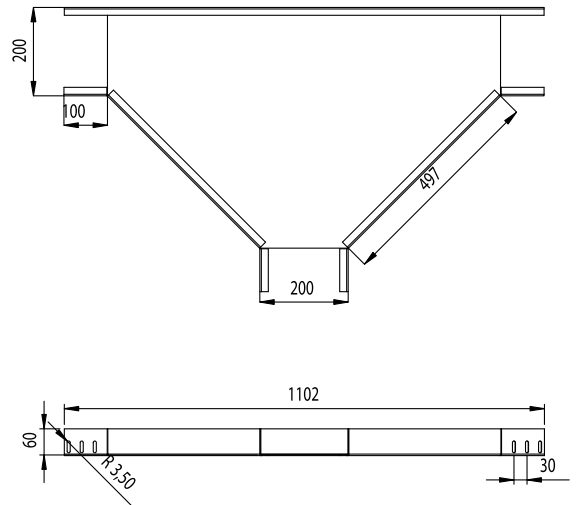
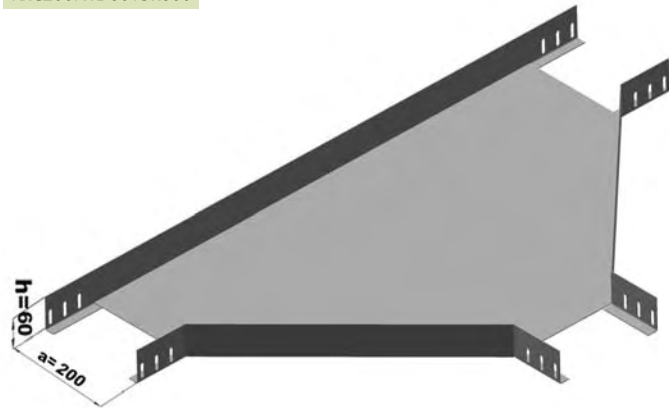
KRC200NTD6015R450



600 Radius

Sipariş Kodu Order Code	a Genişlik Width (mm)	h Yükseklik Height (mm)	e Kalınlık Thickness (mm)	Ağırlık Weight (kg/ad)
KRC050NTD6015R600	50	60	1.5	5.636
KRC100NTD6015R600	100	60	1.5	6.389
KRC150NTD6015R600	150	60	1.5	7.202
KRC200NTD6015R600	200	60	1.5	8.073
KRC250NTD6015R600	250	60	1.5	9.003
KRC300NTD6020R600	300	60	2	13.323
KRC400NTD6020R600	400	60	2	16.197
KRC500NTD6020R600	500	60	2	19.384
KRC600NTD6020R600	600	60	2	22.885

KRC200NTD6015R600

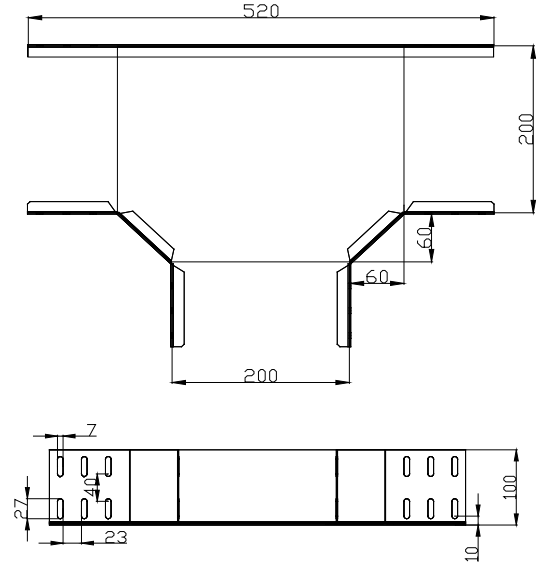
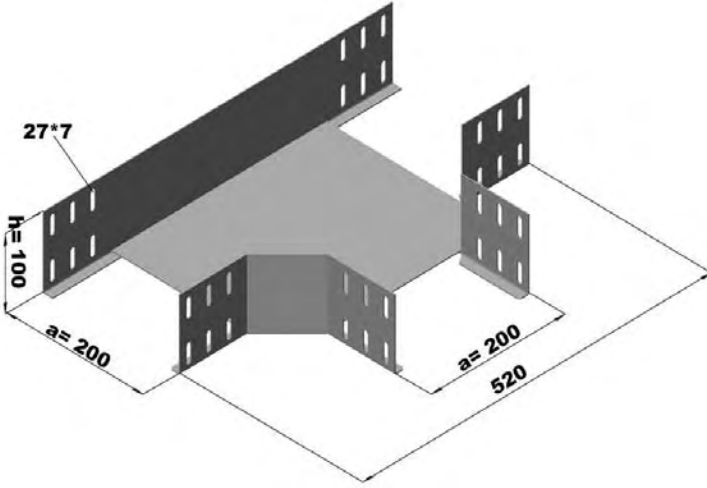


## T Dönüşler Horizontal "T" Bends

90 Radius

Sipariş Kodu Order Code	a Genişlik Width (mm)	h Yükseklik Height (mm)	e Kalınlık Thickness (mm)	Ağırlık Weight (kg/ad)
KRC100NTD10015	100	100	1.5	1.755
KRC150NTD10015	150	100	1.5	2.076
KRC200NTD10015	200	100	1.5	2.456
KRC250NTD10015	250	100	1.5	2.894
KRC300NTD10020	300	100	2	4.522
KRC400NTD10020	400	100	2	6.085
KRC500NTD10020	500	100	2	7.961
KRC600NTD10020	600	100	2	10.151

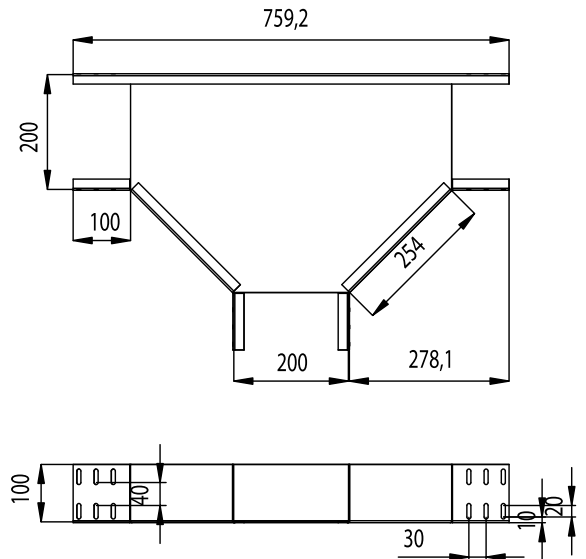
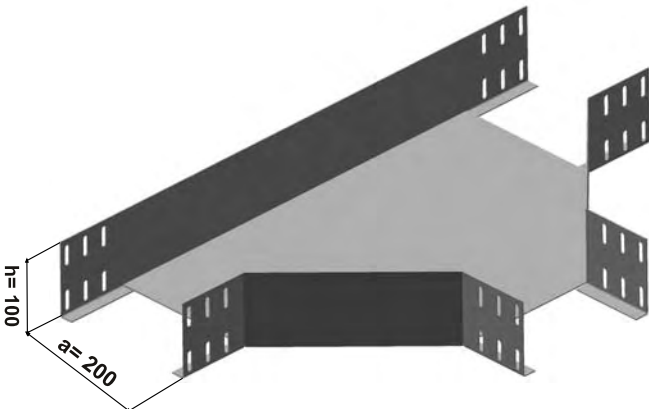
KRC200NTD10015



300 Radius

Sipariş Kodu Order Code	a Genişlik Width (mm)	h Yükseklik Height (mm)	e Kalınlık Thickness (mm)	Ağırlık Weight (kg/ad)
KRC100NTD10015R300	100	100	1.5	3.619
KRC150NTD10015R300	150	100	1.5	4.149
KRC200NTD10015R300	200	100	1.5	4.738
KRC250NTD10015R300	250	100	1.5	5.386
KRC300NTD10020R300	300	100	2	8.123
KRC400NTD10020R300	400	100	2	10.242
KRC500NTD10020R300	500	100	2	12.676
KRC600NTD10020R300	600	100	2	15.423

KRC200NTD10015R300

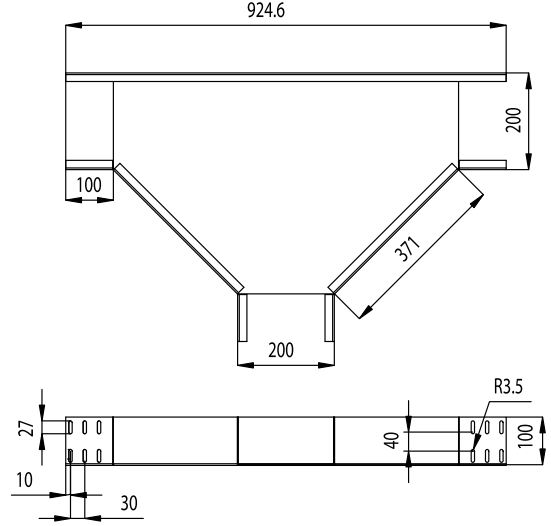
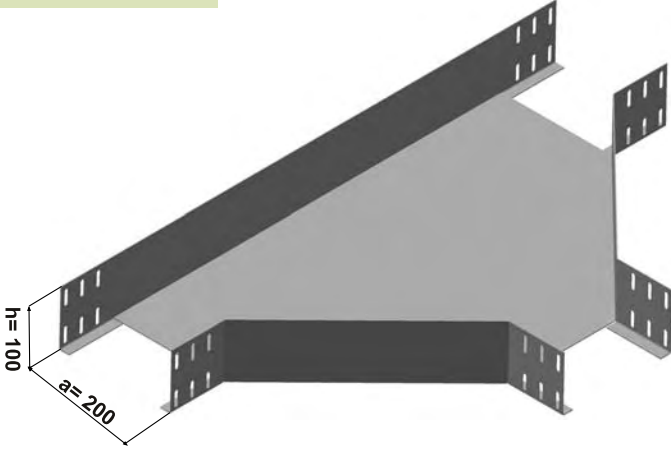


## T Dönüşler Horizontal "T" Bends

450 Radius

Sipariş Kodu Order Code	a Genişlik Width (mm)	h Yükseklik Height (mm)	e Kalınlık Thickness (mm)	Ağırlık Weight (kg/ad)
KRC100NTD10015R450	100	100	1.5	5.347
KRC150NTD10015R450	150	100	1.5	6.027
KRC200NTD10015R450	200	100	1.5	6.766
KRC250NTD10015R450	250	100	1.5	7.564
KRC300NTD10020R450	300	100	2	11.227
KRC400NTD10020R450	400	100	2	13.747
KRC500NTD10020R450	500	100	2	16.581
KRC600NTD10020R450	600	100	2	19.729

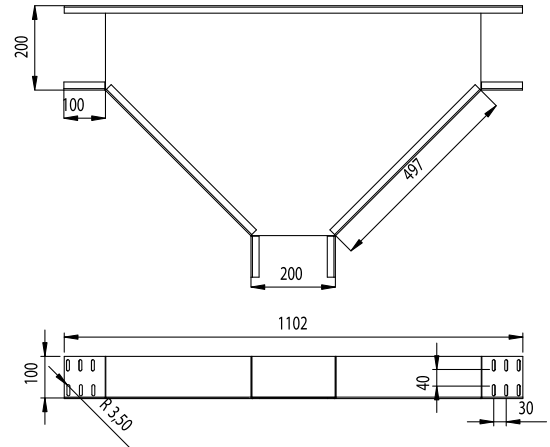
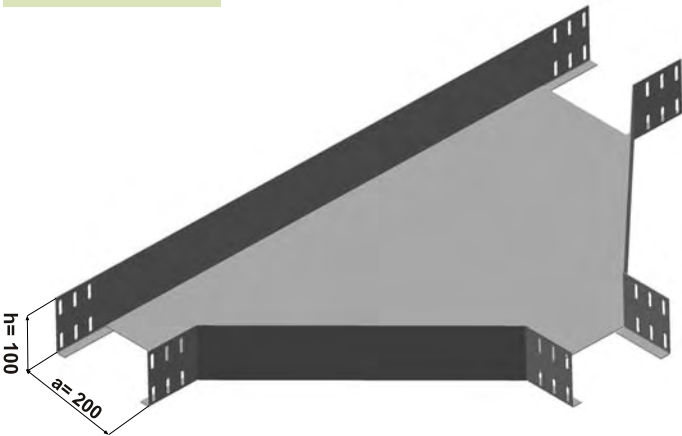
KRC200NTD10015R450



600 Radius

Sipariş Kodu Order Code	a Genişlik Width (mm)	h Yükseklik Height (mm)	e Kalınlık Thickness (mm)	Ağırlık Weight (kg/ad)
KRC100NTD10015R600	100	100	1.5	7.522
KRC150NTD10015R600	150	100	1.5	8.358
KRC200NTD10015R600	200	100	1.5	9.253
KRC250NTD10015R600	250	100	1.5	10.207
KRC300NTD10020R600	300	100	2	14.959
KRC400NTD10020R600	400	100	2	17.895
KRC500NTD10020R600	500	100	2	21.145
KRC600NTD10020R600	600	100	2	24.709

KRC200NTD10015R600



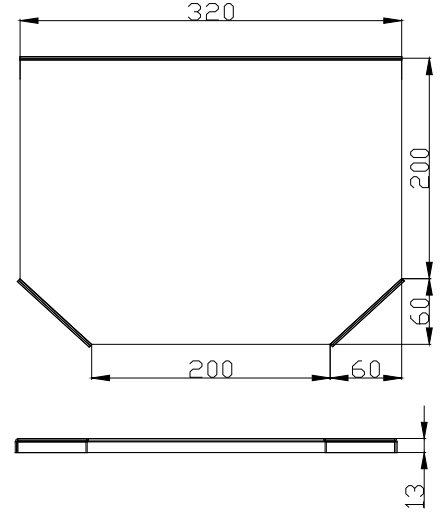
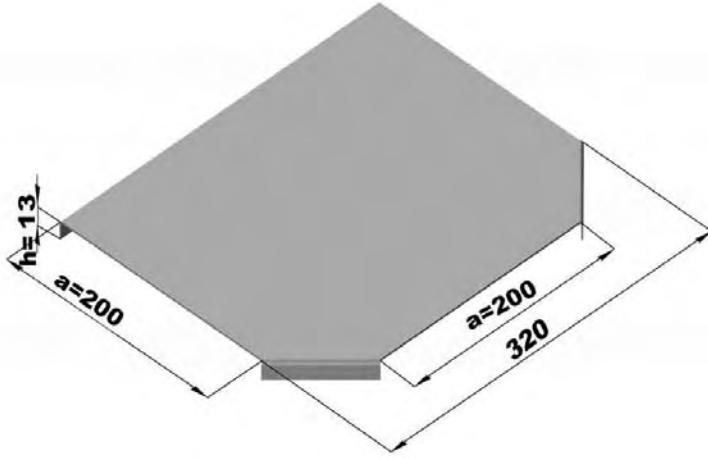


## T Dönüş Kapakları Horizontal "T" Bend Covers

90 Radius

Sipariş Kodu Order Code	a Genişlik Width (mm)	h Yükseklik Height (mm)	e Kalınlık Thickness (mm)	Ağırlık Weight (kg/ad)
KRC050NTDK1310	50	13	1	0.167
KRC100NTDK1310	100	13	1	0.288
KRC150NTDK1310	150	13	1	0.477
KRC200NTDK1310	200	13	1	0.691
KRC250NTDK1310	250	13	1	0.944
KRC300NTDK1315	300	13	1.5	1.855
KRC400NTDK1315	400	13	1.5	2.908
KRC500NTDK1315	500	13	1.5	4.198
KRC600NTDK1315	600	13	1.5	5.723

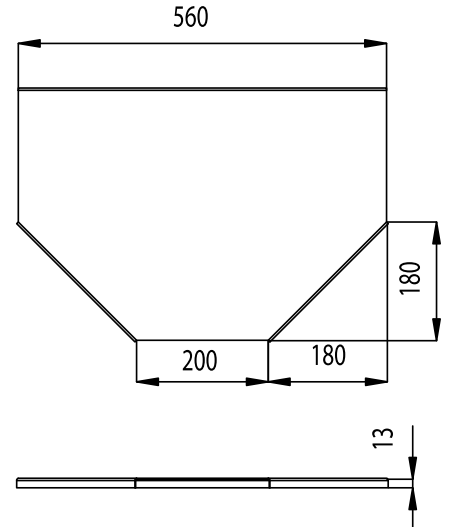

KRC200NTDK1310



300 Radius

Sipariş Kodu Order Code	a Genişlik Width (mm)	h Yükseklik Height (mm)	e Kalınlık Thickness (mm)	Ağırlık Weight (kg/ad)
KRC050NTDK1310R300	50	13	1	1.097
KRC100NTDK1310R300	100	13	1	1.054
KRC150NTDK1310R300	150	13	1	1.368
KRC200NTDK1310R300	200	13	1	1.721
KRC250NTDK1310R300	250	13	1	2.113
KRC300NTDK1315R300	300	13	1.5	3.818
KRC400NTDK1315R300	400	13	1.5	5.290
KRC500NTDK1315R300	500	13	1.5	6.997
KRC600NTDK1315R300	600	13	1.5	8.940

KRC200NTDK1310R300

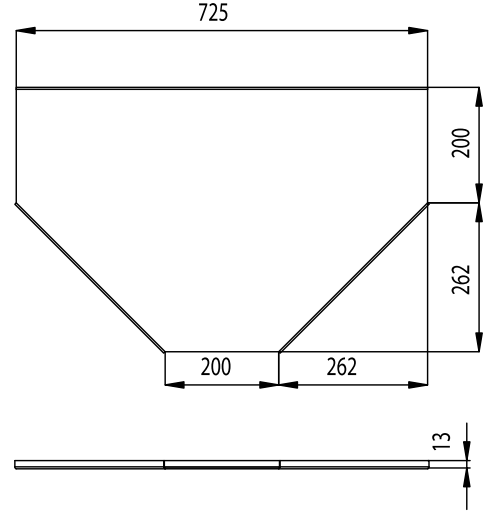



## T Dönüş Kapakları Horizontal "T" Bend Covers

450 Radius

Sipariş Kodu Order Code	a Genişlik Width (mm)	h Yükseklik Height (mm)	e Kalınlık Thickness (mm)	Ağırlık Weight (kg/ad)
KRC050NTDK1310R450	50	13	1	1.490
KRC100NTDK1310R450	100	13	1	1.864
KRC150NTDK1310R450	150	13	1	2.278
KRC200NTDK1310R450	200	13	1	2.732
KRC250NTDK1310R450	250	13	1	3.224
KRC300NTDK1315R450	300	13	1.5	5.634
KRC400NTDK1315R450	400	13	1.5	7.406
KRC500NTDK1315R450	500	13	1.5	9.414
KRC600NTDK1315R450	600	13	1.5	11.657

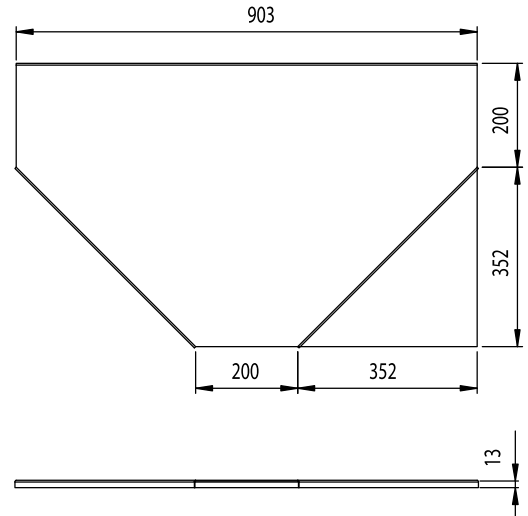
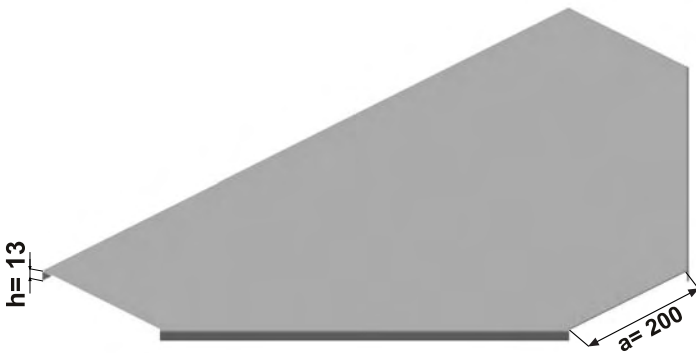
KRC200NTDK1310R450



600 Radius

Sipariş Kodu Order Code	a Genişlik Width (mm)	h Yükseklik Height (mm)	e Kalınlık Thickness (mm)	Ağırlık Weight (kg/ad)
KRC050NTDK1310R600	50	13	1	2.460
KRC100NTDK1310R600	100	13	1	2.938
KRC150NTDK1310R600	150	13	1	3.497
KRC200NTDK1310R600	200	13	1	4.014
KRC250NTDK1310R600	250	13	1	4.611
KRC300NTDK1315R600	300	13	1.5	7.870
KRC400NTDK1315R600	400	13	1.5	9.954
KRC500NTDK1315R600	500	13	1.5	12.273
KRC600NTDK1315R600	600	13	1.5	14.829

KRC200NTDK1310R600



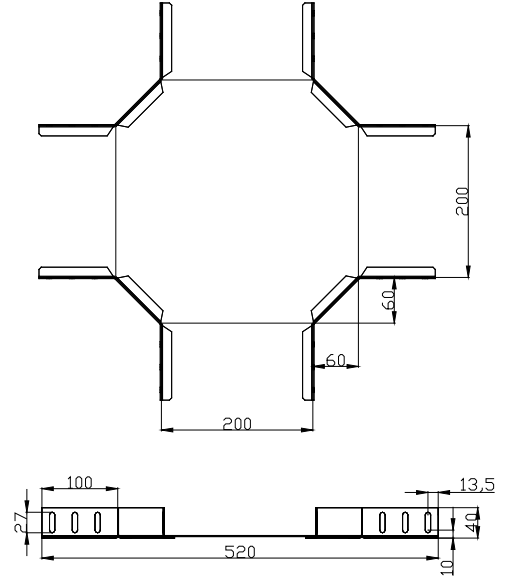

## Dörtü Dönüşler

### Quadruple Horizontal Bends

90 Radius

Sipariş Kodu Order Code	a Genişlik Width (mm)	h Yükseklik Height (mm)	e Kalınlık Thickness (mm)	Ağırlık Weight (kg/ad)
KRC050NDD4015	50	40	1.5	1.079
KRC100NDD4015	100	40	1.5	1.308
KRC150NDD4015	150	40	1.5	1.597
KRC200NDD4015	200	40	1.5	1.944
KRC250NDD4015	250	40	1.5	2.350
KRC300NDD4020	300	40	2	3.754
KRC400NDD4020	400	40	2	5.230
KRC500NDD4020	500	40	2	7.019
KRC600NDD4020	600	40	2	9.123

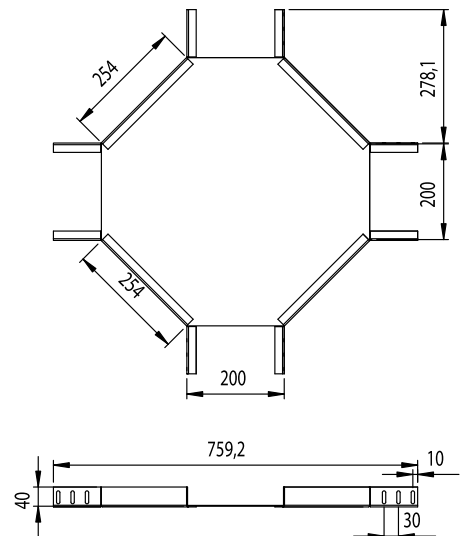

KRC200NDD4015



300 Radius

Sipariş Kodu Order Code	a Genişlik Width (mm)	h Yükseklik Height (mm)	e Kalınlık Thickness (mm)	Ağırlık Weight (kg/ad)
KRC050NDD4015R300	50	40	1.5	3.158
KRC100NDD4015R300	100	40	1.5	3.670
KRC150NDD4015R300	150	40	1.5	4.241
KRC200NDD4015R300	200	40	1.5	4.871
KRC250NDD4015R300	250	40	1.5	5.560
KRC300NDD4020R300	300	40	2	8.410
KRC400NDD4020R300	400	40	2	10.640
KRC500NDD4020R300	500	40	2	13.183
KRC600NDD4020R300	600	40	2	16.041

KRC200NDD4015R300



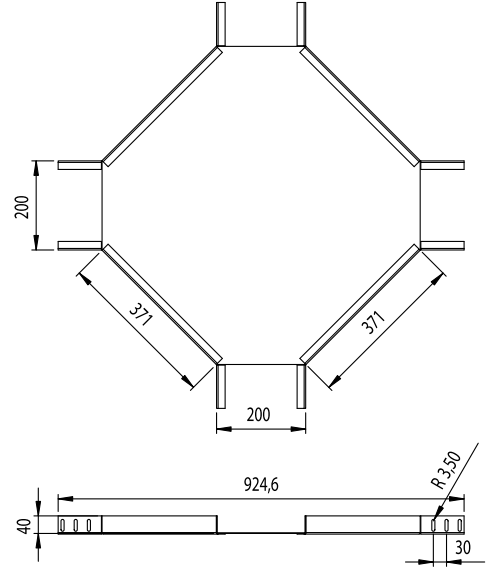

## Dörtlü Dönüşler

### Quadruple Horizontal Bends

450 Radius

Sipariş Kodu Order Code	a Genişlik Width (mm)	h Yükseklik Height (mm)	e Kalınlık Thickness (mm)	Ağırlık Weight (kg/ad)
KRC050NDD4015R450	50	40	1.5	5.302
KRC100NDD4015R450	100	40	1.5	6.003
KRC150NDD4015R450	150	40	1.5	6.762
KRC200NDD4015R450	200	40	1.5	7.581
KRC250NDD4015R450	250	40	1.5	8.458
KRC300NDD4020R450	300	40	2	12.525
KRC400NDD4020R450	400	40	2	15.257
KRC500NDD4020R450	500	40	2	18.303
KRC600NDD4020R450	600	40	2	21.663

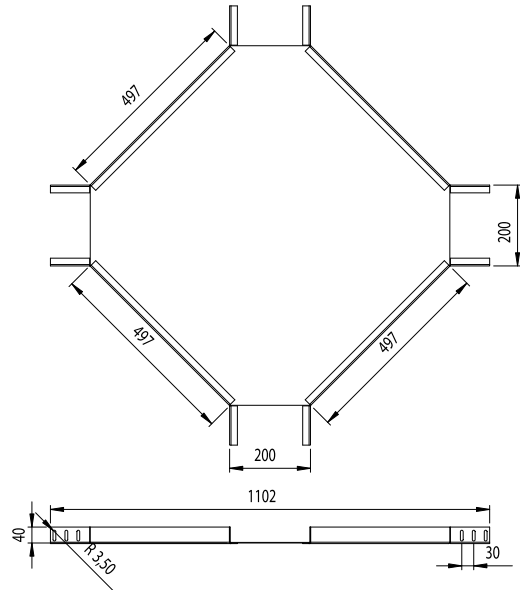
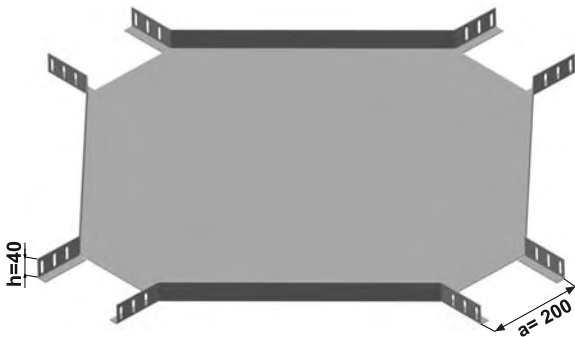
KRC200NDD4015R450



600 Radius

Sipariş Kodu Order Code	a Genişlik Width (mm)	h Yükseklik Height (mm)	e Kalınlık Thickness (mm)	Ağırlık Weight (kg/ad)
KRC050NDD4015R600	50	40	1.5	8.437
KRC100NDD4015R600	100	40	1.5	9.349
KRC150NDD4015R600	150	40	1.5	10.321
KRC200NDD4015R600	200	40	1.5	11.351
KRC250NDD4015R600	250	40	1.5	12.440
KRC300NDD4020R600	300	40	2	18.118
KRC400NDD4020R600	400	40	2	21.415
KRC500NDD4020R600	500	40	2	25.026
KRC600NDD4020R600	600	40	2	28.951

KRC200NDD4015R600

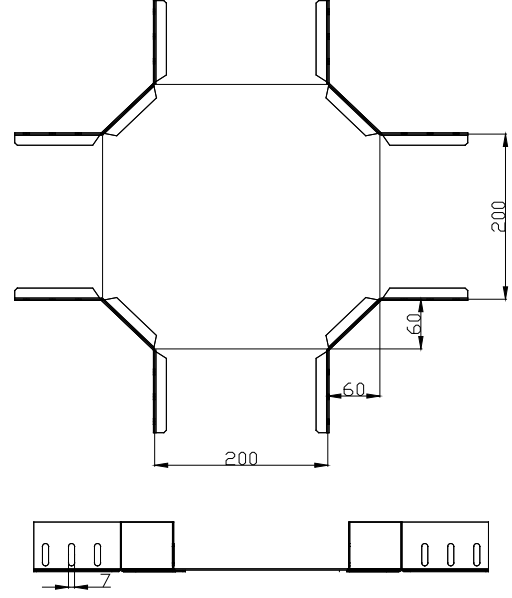
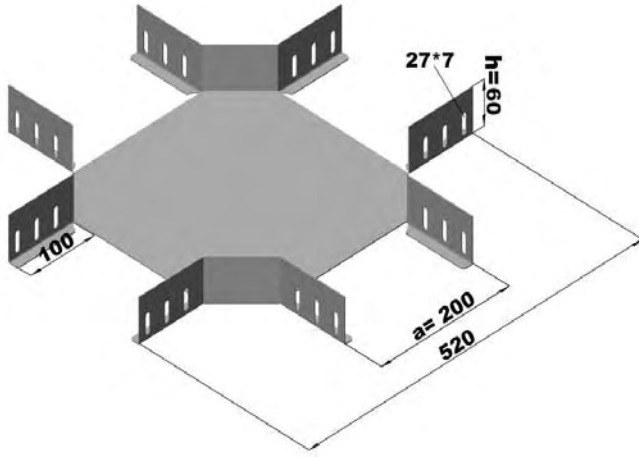


## Dörtlü Dönüşler Quadruple Horizontal Bends

90 Radius

Sipariş Kodu Order Code	a Genişlik Width (mm)	h Yükseklik Height (mm)	e Kalınlık Thickness (mm)	Ağırlık Weight (kg/ad)
KRC050NDD6015	50	60	1.5	1.347
KRC100NDD6015	100	60	1.5	1.577
KRC150NDD6015	150	60	1.5	1.865
KRC200NDD6015	200	60	1.5	2.213
KRC250NDD6015	250	60	1.5	2.619
KRC300NDD6020	300	60	2	4.112
KRC400NDD6020	400	60	2	5.588
KRC500NDD6020	500	60	2	7.377
KRC600NDD6020	600	60	2	9.481

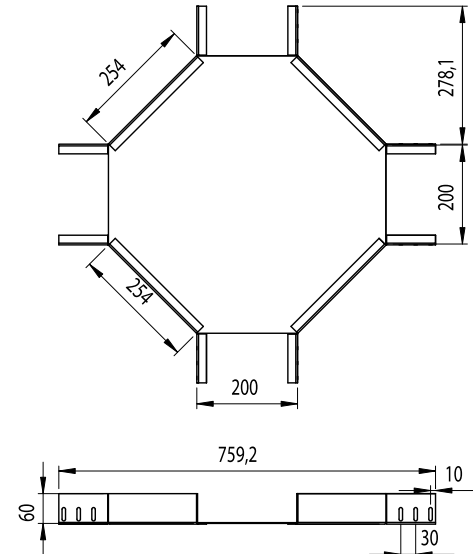
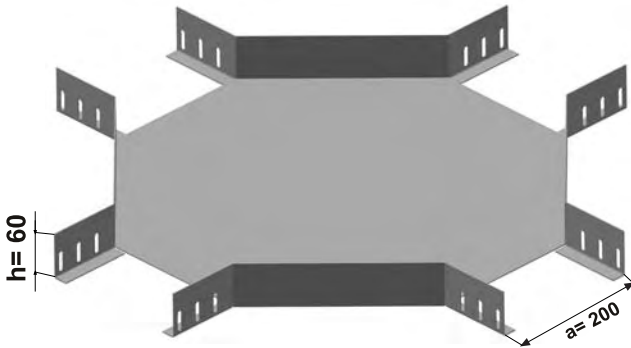
KRC200NDD6015



300 Radius

Sipariş Kodu Order Code	a Genişlik Width (mm)	h Yükseklik Height (mm)	e Kalınlık Thickness (mm)	Ağırlık Weight (kg/ad)
KRC050NDD6015R300	50	60	1.5	3.587
KRC100NDD6015R300	100	60	1.5	4.099
KRC150NDD6015R300	150	60	1.5	4.670
KRC200NDD6015R300	200	60	1.5	5.300
KRC250NDD6015R300	250	60	1.5	5.989
KRC300NDD6020R300	300	60	2	8.982
KRC400NDD6020R300	400	60	2	11.211
KRC500NDD6020R300	500	60	2	13.755
KRC600NDD6020R300	600	60	2	16.612

KRC200NDD6015R300



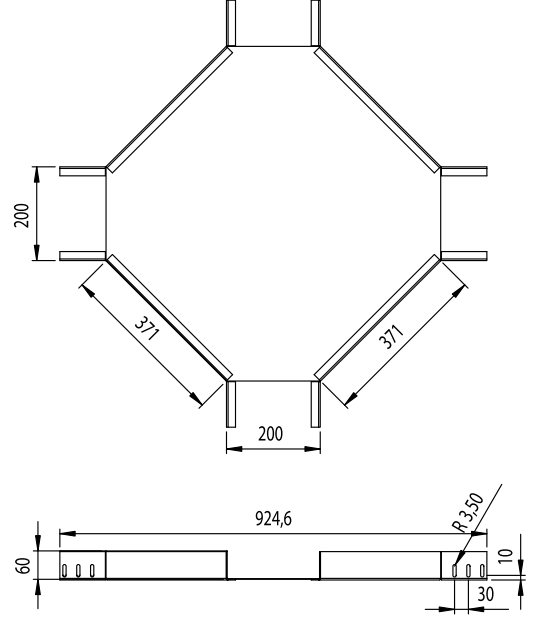

## Dörtlü Dönüşler

### Quadruple Horizontal Bends

450 Radius

Sipariş Kodu Order Code	a Genişlik Width (mm)	h Yükseklik Height (mm)	e Kalınlık Thickness (mm)	Ağırlık Weight (kg/ad)
KRC050NDD6015R450	50	60	1.5	5.839
KRC100NDD6015R450	100	60	1.5	6.540
KRC150NDD6015R450	150	60	1.5	7.299
KRC200NDD6015R450	200	60	1.5	8.118
KRC250NDD6015R450	250	60	1.5	8.995
KRC300NDD6020R450	300	60	2	13.241
KRC400NDD6020R450	400	60	2	15.973
KRC500NDD6020R450	500	60	2	19.019
KRC600NDD6020R450	600	60	2	22.379

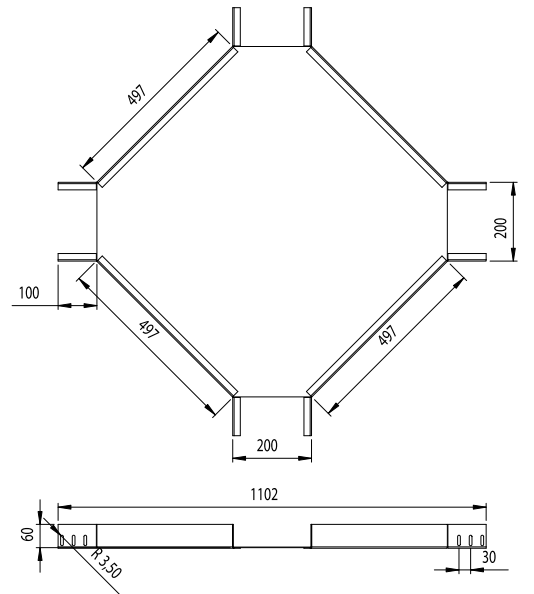
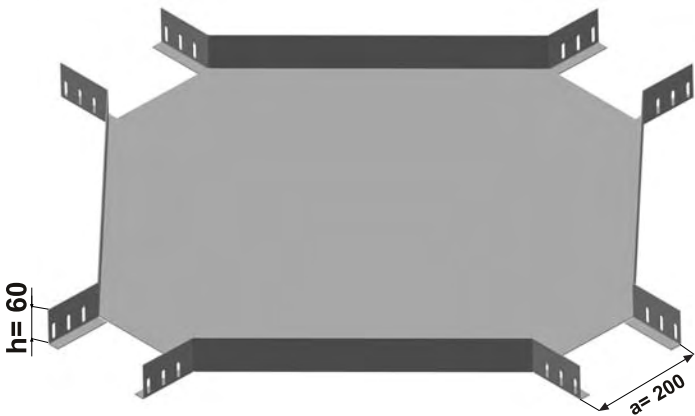
KRC200NDD6015R450



600 Radius

Sipariş Kodu Order Code	a Genişlik Width (mm)	h Yükseklik Height (mm)	e Kalınlık Thickness (mm)	Ağırlık Weight (kg/ad)
KRC050NDD6015R600	50	60	1.5	9.096
KRC100NDD6015R600	100	60	1.5	10.009
KRC150NDD6015R600	150	60	1.5	10.980
KRC200NDD6015R600	200	60	1.5	12.011
KRC250NDD6015R600	250	60	1.5	13.100
KRC300NDD6020R600	300	60	2	18.997
KRC400NDD6020R600	400	60	2	22.294
KRC500NDD6020R600	500	60	2	25.905
KRC600NDD6020R600	600	60	2	29.830

KRC200NDD6015R600

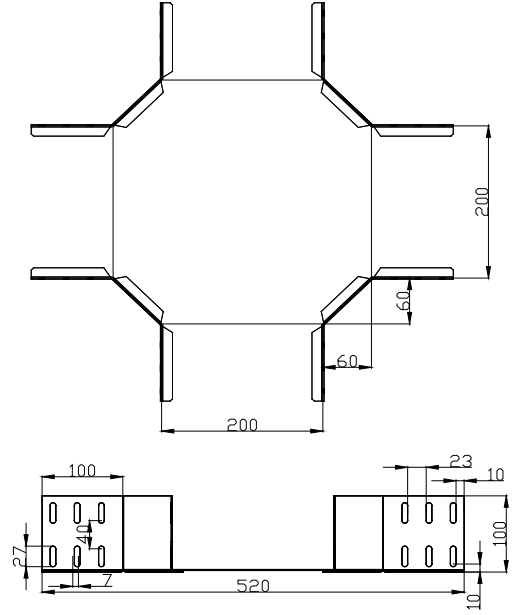
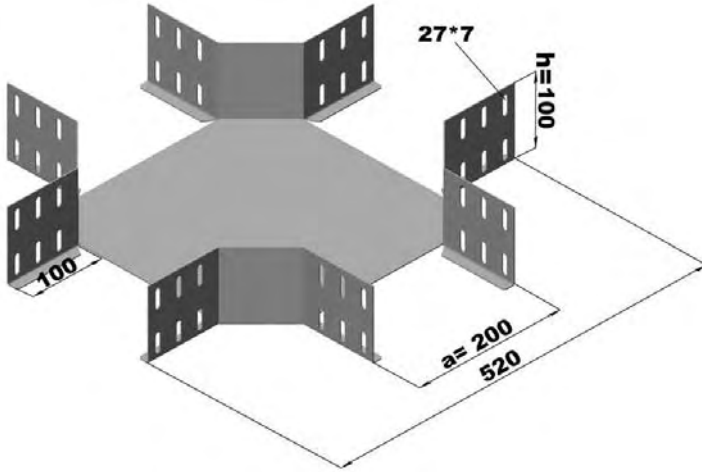


## Dörtlü Dönüşler Quadruple Horizontal Bends

90 Radius

Sipariş Kodu Order Code	a Genişlik Width (mm)	h Yükseklik Height (mm)	e Kalınlık Thickness (mm)	Ağırlık Weight (kg/ad)
KRC100NDD10015	100	100	1.5	2.114
KRC150NDD10015	150	100	1.5	2.402
KRC200NDD10015	200	100	1.5	2.749
KRC250NDD10015	250	100	1.5	3.156
KRC300NDD10020	300	100	2	4.282
KRC400NDD10020	400	100	2	6.304
KRC500NDD10020	500	100	2	8.093
KRC600NDD10020	600	100	2	10.197

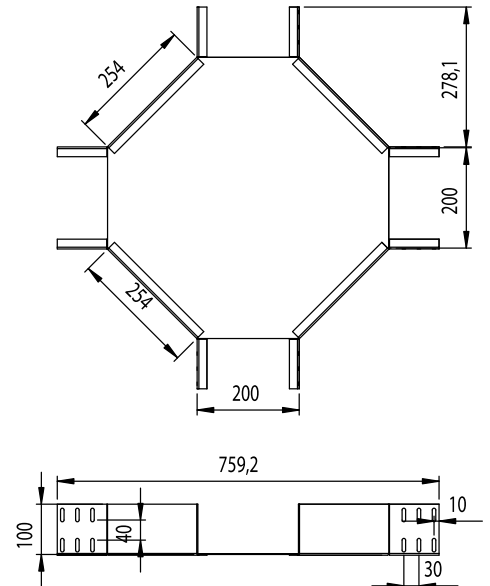

KRC200NDD10015



300 Radius

Sipariş Kodu Order Code	a Genişlik Width (mm)	h Yükseklik Height (mm)	e Kalınlık Thickness (mm)	Ağırlık Weight (kg/ad)
KRC100NDD10015R300	100	100	1.5	4.444
KRC150NDD10015R300	150	100	1.5	4.956
KRC200NDD10015R300	200	100	1.5	5.527
KRC250NDD10015R300	250	100	1.5	6.157
KRC300NDD10020R300	300	100	2	9.128
KRC400NDD10020R300	400	100	2	10.125
KRC500NDD10020R300	500	100	2	12.354
KRC600NDD10020R300	600	100	2	14.898

KRC200NDD10015R300



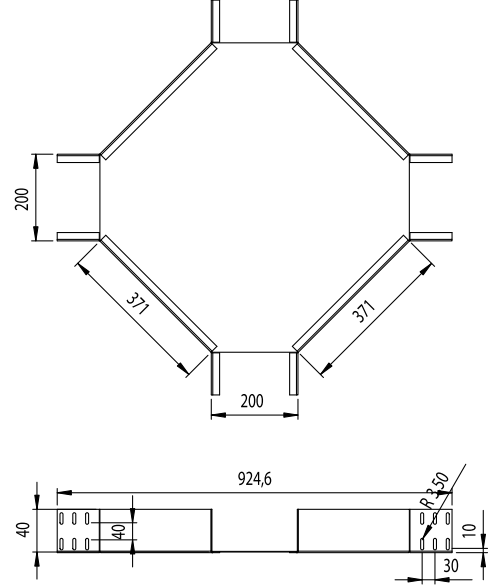

## Dörtlü Dönüşler

### Quadruple Horizontal Bends

450 Radius

Sipariş Kodu Order Code	a Genişlik Width (mm)	h Yükseklik Height (mm)	e Kalınlık Thickness (mm)	Ağırlık Weight (kg/ad)
KRC100NDD10015R450	100	100	1.5	7.614
KRC150NDD10015R450	150	100	1.5	8.373
KRC200NDD10015R450	200	100	1.5	9.192
KRC250NDD10015R450	250	100	1.5	10.069
KRC300NDD10020R450	300	100	2	14.673
KRC400NDD10020R450	400	100	2	17.405
KRC500NDD10020R450	500	100	2	20.451
KRC600NDD10020R450	600	100	2	23.811

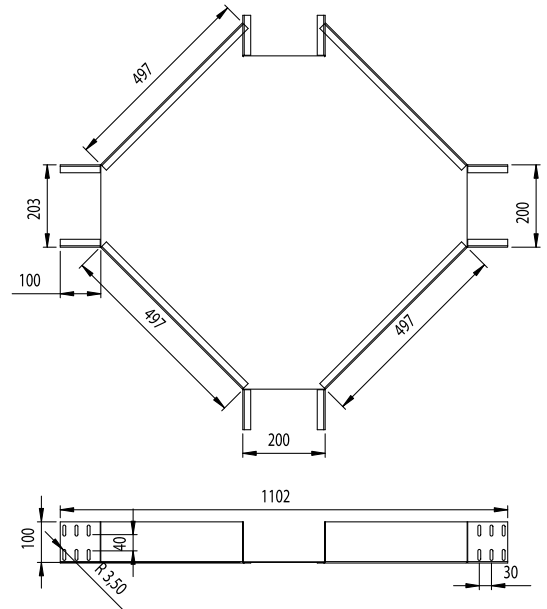

KRC200NDD10015R450



600 Radius

Sipariş Kodu Order Code	a Genişlik Width (mm)	h Yükseklik Height (mm)	e Kalınlık Thickness (mm)	Ağırlık Weight (kg/ad)
KRC100NDD10015R600	100	100	1.5	11.328
KRC150NDD10015R600	150	100	1.5	12.299
KRC200NDD10015R600	200	100	1.5	13.329
KRC250NDD10015R600	250	100	1.5	14.418
KRC300NDD10020R600	300	100	2	20.755
KRC400NDD10020R600	400	100	2	24.052
KRC500NDD10020R600	500	100	2	27.663
KRC600NDD10020R600	600	100	2	31.588

KRC200NDD10015R600





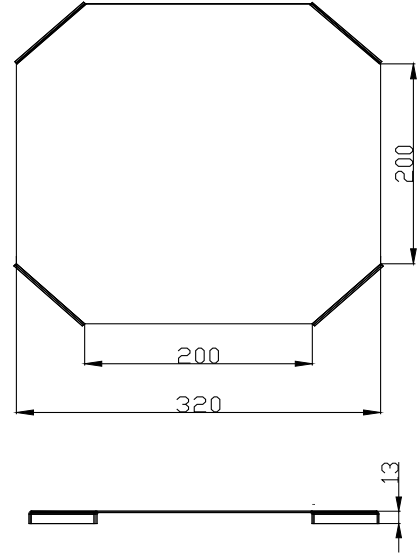
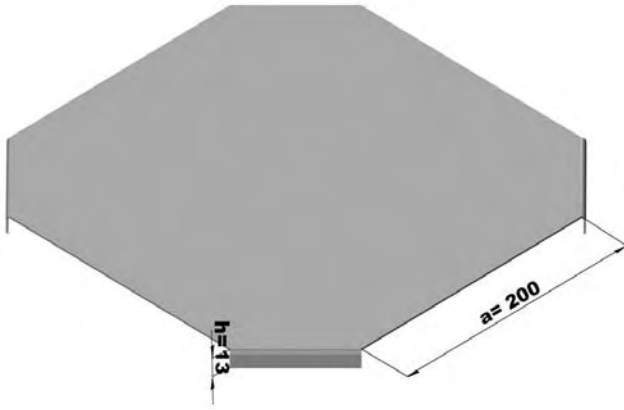
## Dörtlü Dönüş Kapakları

### Quadruple Horizontal Bend Covers

90 Radius

Sipariş Kodu Order Code	a Genişlik Width (mm)	h Yükseklik Height (mm)	e Kalınlık Thickness (mm)	Ağırlık Weight (kg/ad)
KRC050NDDK1310	50	13	1	0.227
KRC100NDDK1310	100	13	1	0.346
KRC150NDDK1310	150	13	1	0.572
KRC200NDDK1310	200	13	1	0.804
KRC250NDDK1310	250	13	1	1.075
KRC300NDDK1315	300	13	1.5	2.077
KRC400NDDK1315	400	13	1.5	3.184
KRC500NDDK1315	500	13	1.5	4.526
KRC600NDDK1315	600	13	1.5	6.104

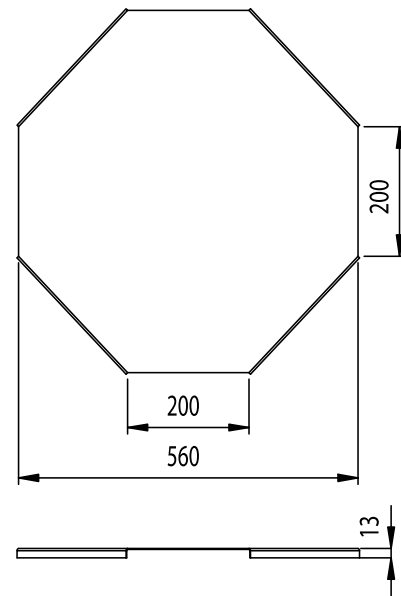
KRC200NDDK1310



300 Radius

Sipariş Kodu Order Code	a Genişlik Width (mm)	h Yükseklik Height (mm)	e Kalınlık Thickness (mm)	Ağırlık Weight (kg/ad)
KRC050NDDK1310R300	50	13	1	1.320
KRC100NDDK1310R300	100	13	1	1.661
KRC150NDDK1310R300	150	13	1	2.042
KRC200NDDK1310R300	200	13	1	2.462
KRC250NDDK1310R300	250	13	1	2.921
KRC300NDDK1315R300	300	13	1.5	5.129
KRC400NDDK1315R300	400	13	1.5	6.801
KRC500NDDK1315R300	500	13	1.5	8.709
KRC600NDDK1315R300	600	13	1.5	10.852

KRC200NDDK1310R300



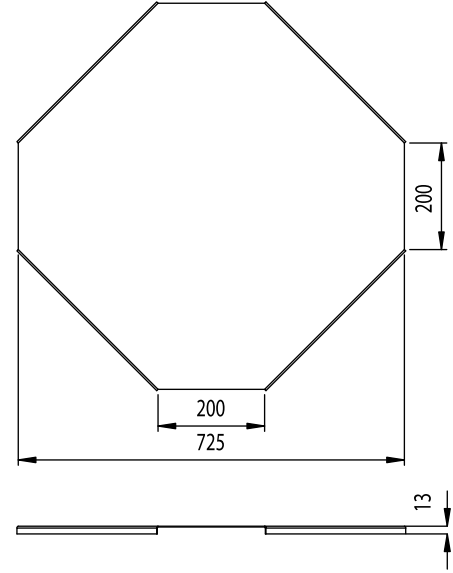
## Dörtlü Dönüş Kapakları

### Quadruple Horizontal Bend Covers

450 Radius

Sipariş Kodu Order Code	a Genişlik Width (mm)	h Yükseklik Height (mm)	e Kalınlık Thickness (mm)	Ağırlık Weight (kg/ad)
KRC050NDDK1310R450	50	13	1	2.550
KRC100NDDK1310R450	100	13	1	3.018
KRC150NDDK1310R450	150	13	1	3.524
KRC200NDDK1310R450	200	13	1	4.069
KRC250NDDK1310R450	250	13	1	4.654
KRC300NDDK1315R450	300	13	1.5	7.918
KRC400NDDK1315R450	400	13	1.5	9.966
KRC500NDDK1315R450	500	13	1.5	12.251
KRC600NDDK1315R450	600	13	1.5	14.771

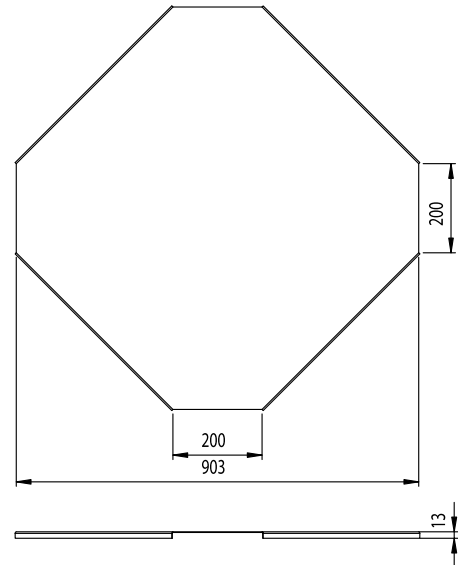
KRC200NDDK1310R450



600 Radius

Sipariş Kodu Order Code	a Genişlik Width (mm)	h Yükseklik Height (mm)	e Kalınlık Thickness (mm)	Ağırlık Weight (kg/ad)
KRC050NDDK1310R600	50	13	1	4.416
KRC100NDDK1310R600	100	13	1	5.024
KRC150NDDK1310R600	150	13	1	5.672
KRC200NDDK1310R600	200	13	1	6.359
KRC250NDDK1310R600	250	13	1	7.085
KRC300NDDK1315R600	300	13	1.5	11.775
KRC400NDDK1315R600	400	13	1.5	14.248
KRC500NDDK1315R600	500	13	1.5	16.956
KRC600NDDK1315R600	600	13	1.5	19.900

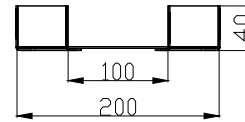
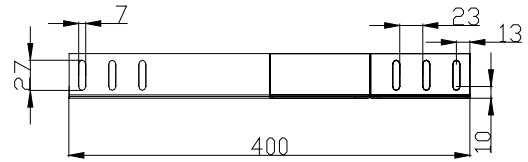
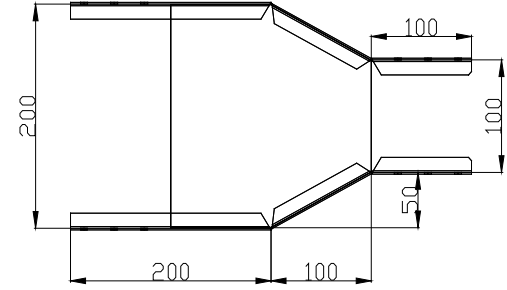
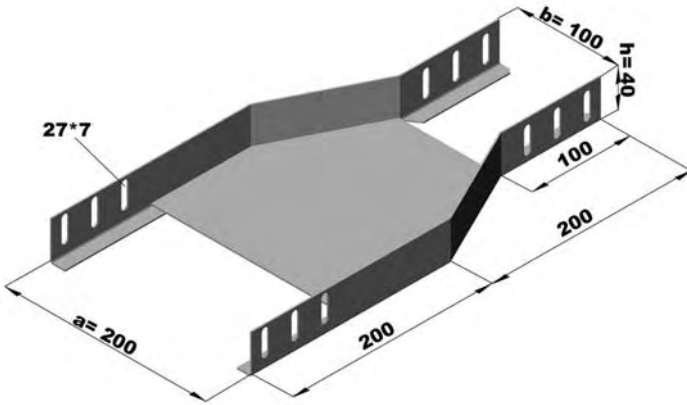
KRC200NDDK1310R600



## Redüksiyonlar Reducing Angels

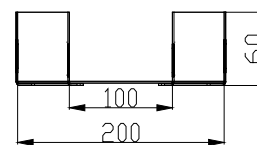
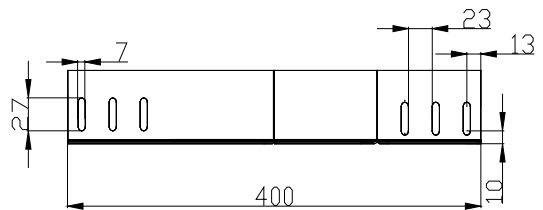
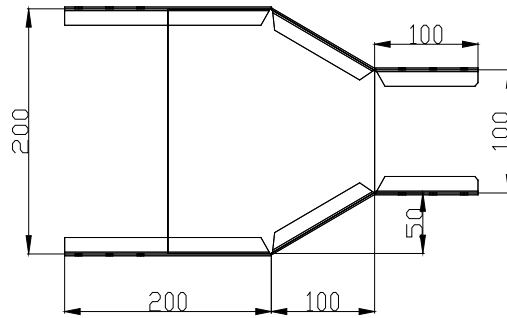
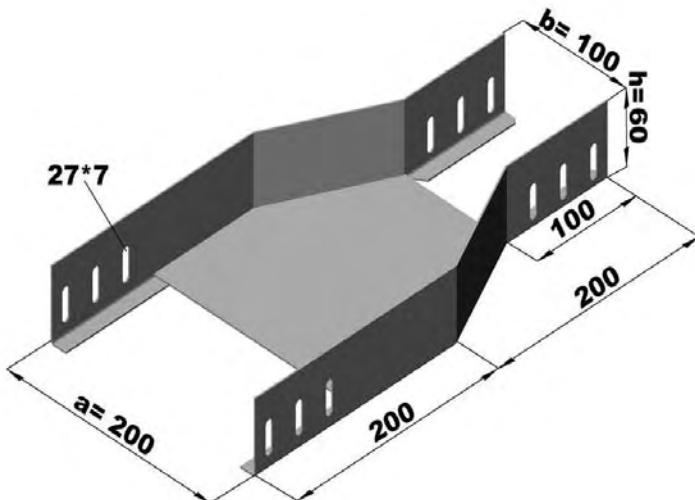
Sipariş Kodu Order Code	a Genişlik Width (mm)	h Yükseklik Height (mm)	e Kalınlık Thickness (mm)	Ağırlık Weight (kg/ad)
KRC100NRD4015	100	40	1.5	0.383
KRC150NRD4015	150	40	1.5	0.466
KRC200NRD4015	200	40	1.5	0.737
KRC250NRD4015	250	40	1.5	1.066
KRC300NRD4020	300	40	2	1.940
KRC400NRD4020	400	40	2	3.211
KRC500NRD4020	500	40	2	4.797
KRC600NRD4020	600	40	2	6.697

KRC200NRD4015



Sipariş Kodu Order Code	a Genişlik Width (mm)	h Yükseklik Height (mm)	e Kalınlık Thickness (mm)	Ağırlık Weight (kg/ad)
KRC100NRD6015	100	60	1.5	0.480
KRC150NRD6015	150	60	1.5	0.539
KRC200NRD6015	200	60	1.5	0.833
KRC250NRD6015	250	60	1.5	1.186
KRC300NRD6020	300	60	2	2.131
KRC400NRD6020	400	60	2	3.466
KRC500NRD6020	500	60	2	5.114
KRC600NRD6020	600	60	2	7.077

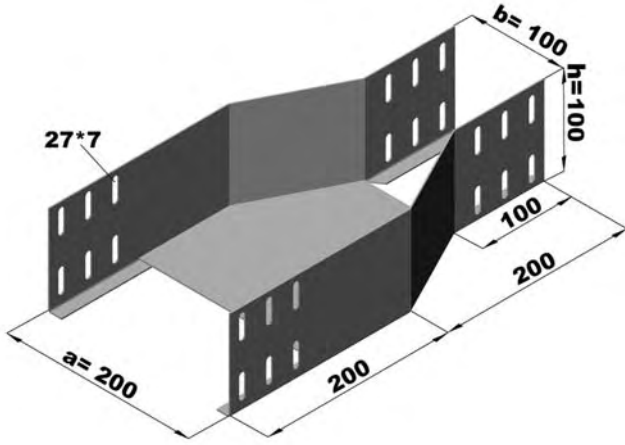
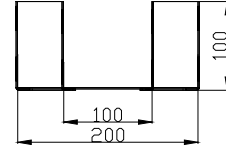
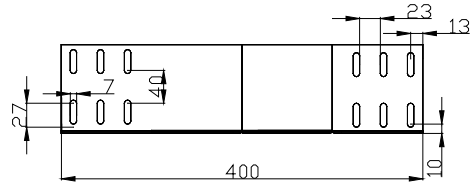
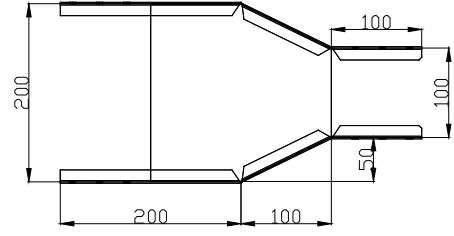
KRC200NRD6015



## Redüksiyonlar Reducing Angels

Sipariş Kodu Order Code	a Genişlik Width (mm)	h Yükseklik Height (mm)	e Kalınlık Thickness (mm)	Ağırlık Weight (kg/ad)
KRC150NRD10015	150	100	1.5	0.685
KRC200NRD10015	200	100	1.5	1.026
KRC250NRD10015	250	100	1.5	1.427
KRC300NRD10020	300	100	2	2.514
KRC400NRD10020	400	100	2	3.974
KRC500NRD10020	500	100	2	5.749
KRC600NRD10020	600	100	2	7.837

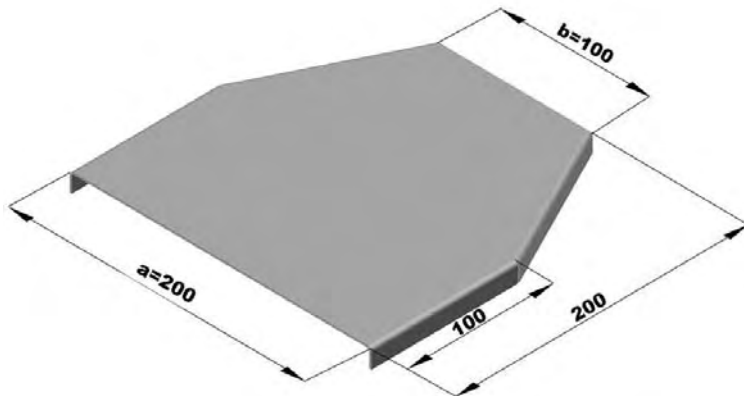
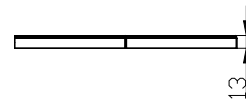
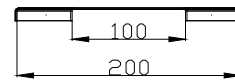
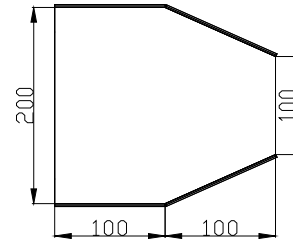
KRC200NRD10015



## Redüksiyon Kapakları Reducing Angel Covers

Sipariş Kodu Order Code	a Genişlik Width (mm)	h Yükseklik Height (mm)	e Kalınlık Thickness (mm)	Ağırlık Weight (kg/ad)
KRC100NRDK1310	100	13	1	0.110
KRC150NRDK1310	150	13	1	0.206
KRC200NRDK1310	200	13	1	0.353
KRC250NRDK1310	250	13	1	0.540
KRC300NRDK1315	300	13	1.5	1.148
KRC400NRDK1315	400	13	1.5	2.002
KRC500NRDK1315	500	13	1.5	3.091
KRC600NRDK1315	600	13	1.5	4.416

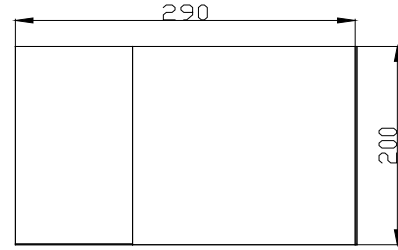
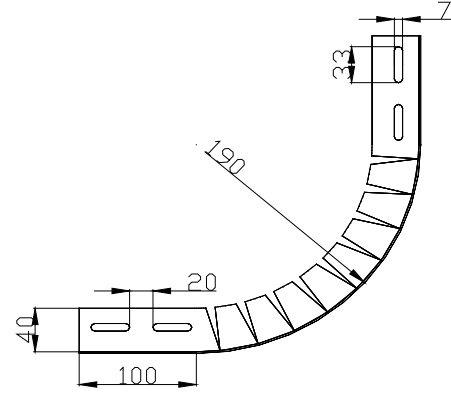
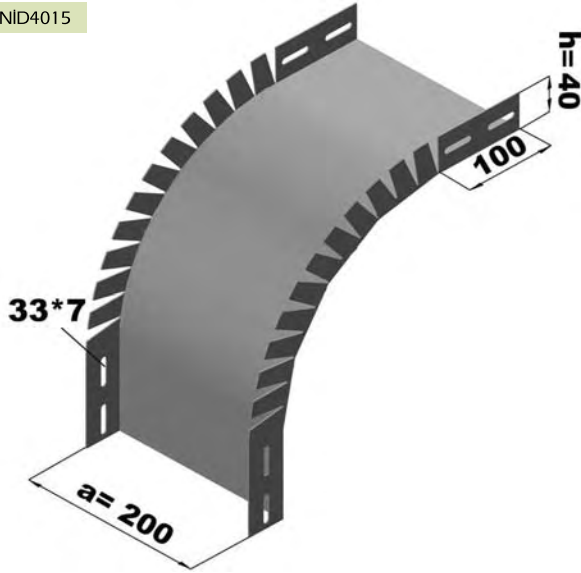
KRC200NRDK1310



## İç ve Dış Bükey Dönüşler Vertical Inside & Outside Bends

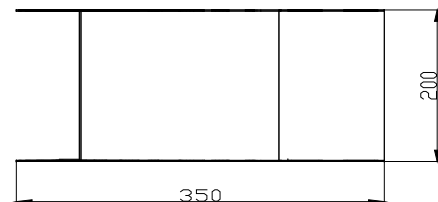
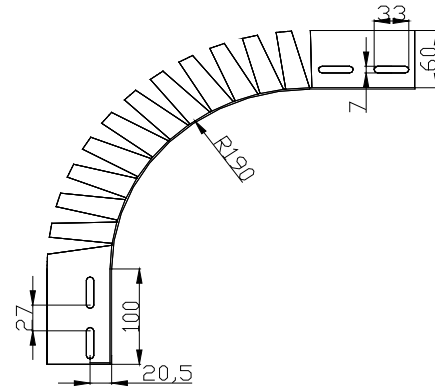
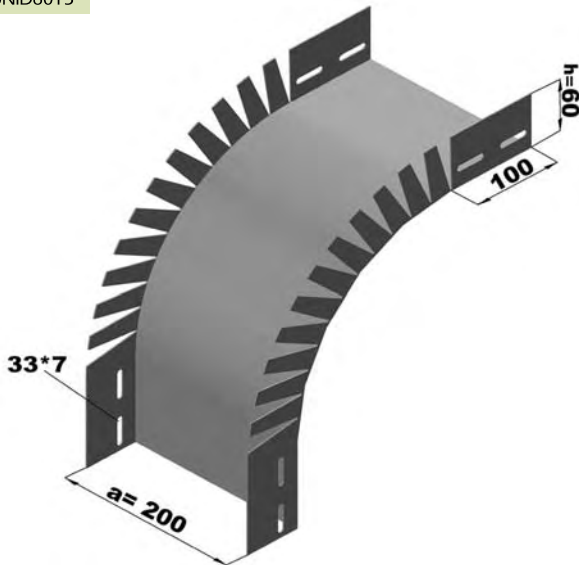
Sipariş Kodu Order Code	a Genişlik Width (mm)	h Yükseklik Height (mm)	e Kalınlık Thickness (mm)	Ağırlık Weight (kg/ad)
KRC050NID4015	50	40	1.5	0.491
KRC100NID4015	100	40	1.5	1.030
KRC150NID4015	150	40	1.5	1.325
KRC200NID4015	200	40	1.5	1.619
KRC250NID4015	250	40	1.5	1.913
KRC300NID4020	300	40	2	2.944
KRC400NID4020	400	40	2	3.729
KRC500NID4020	500	40	2	4.514
KRC600NID4020	600	40	2	9.299

KRC200NID4015



Sipariş Kodu Order Code	a Genişlik Width (mm)	h Yükseklik Height (mm)	e Kalınlık Thickness (mm)	Ağırlık Weight (kg/ad)
KRC050NID6015	50	60	1.5	0.917
KRC100NID6015	100	60	1.5	1.266
KRC150NID6015	150	60	1.5	1.560
KRC200NID6015	200	60	1.5	1.855
KRC250NID6015	250	60	1.5	2.149
KRC300NID6020	300	60	2	3.258
KRC400NID6020	400	60	2	4.043
KRC500NID6020	500	60	2	4.282
KRC600NID6020	600	60	2	5.613

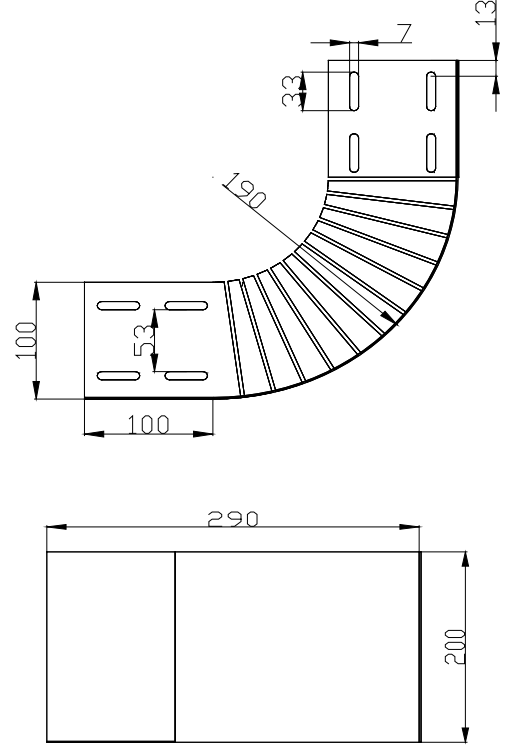
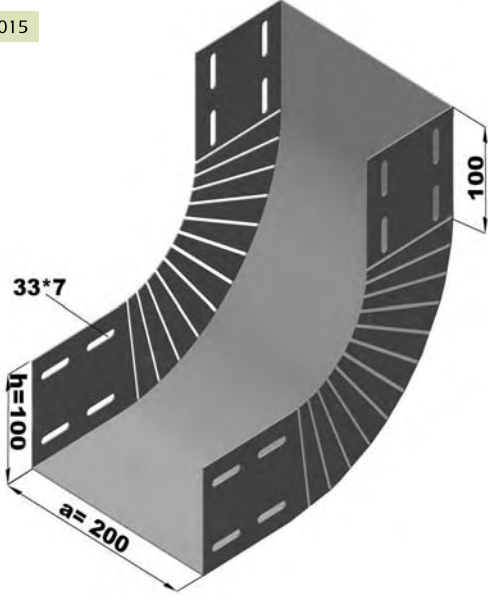
KRC200NID6015



## İç ve Dış Bükey Dönüşler Vertical Inside & Outside Bends

Sipariş Kodu Order Code	a Genişlik Width (mm)	h Yükseklik Height (mm)	e Kalınlık Thickness (mm)	Ağırlık Weight (kg/ad)
KRC100NID10015	100	100	1.5	1.737
KRC150NID10015	150	100	1.5	2.031
KRC200NID10015	200	100	1.5	2.326
KRC250NID10015	250	100	1.5	2.062
KRC300NID10020	300	100	2	3.886
KRC400NID10020	400	100	2	4.671
KRC500NID10020	500	100	2	5.456
KRC600NID10020	600	100	2	6.241

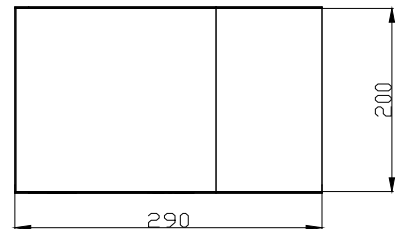
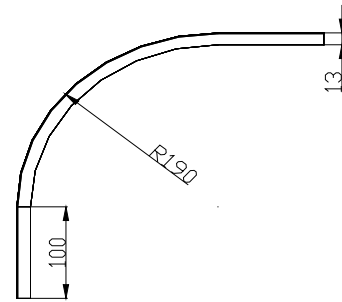

KRC200NID10015



## İç ve Dış Bükey Dönüş Kapakları Vertical Inside & Outside Bend Covers

Sipariş Kodu Order Code	a Genişlik Width (mm)	h Yükseklik Height (mm)	e Kalınlık Thickness (mm)	Ağırlık Weight (kg/ad)
KRC050NIDK1310	50	13	1	0.353
KRC100NIDK1310	100	13	1	0.589
KRC150NIDK1310	150	13	1	0.824
KRC200NIDK1310	200	13	1	1.060
KRC250NIDK1310	250	13	1	1.295
KRC300NIDK1315	300	13	1.5	2.296
KRC400NIDK1315	400	13	1.5	3.003
KRC500NIDK1315	500	13	1.5	3.709
KRC600NIDK1315	600	13	1.5	4.416

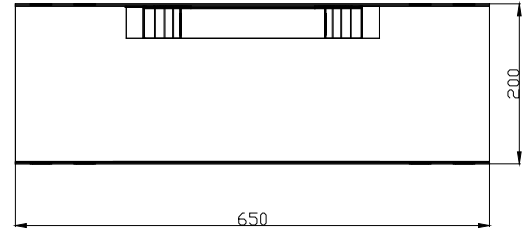
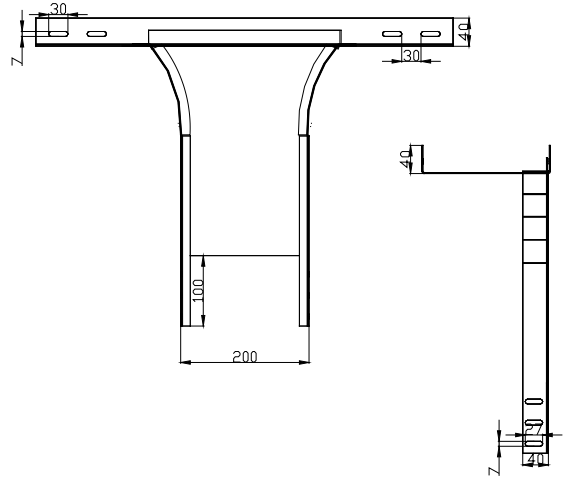
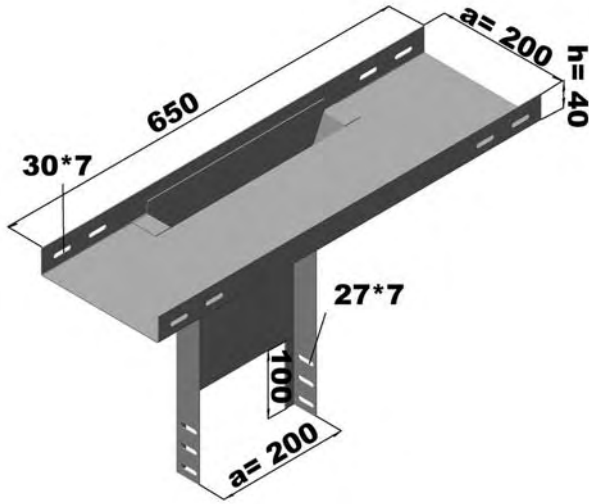
KRC200NIDK1310



## Dikey T Bağlantılar Vertical "T" Connectors

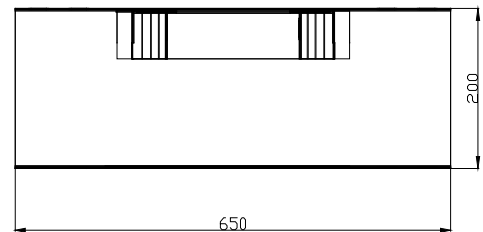
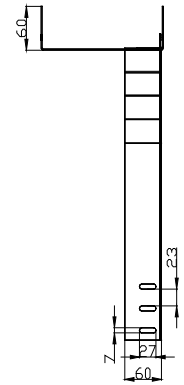
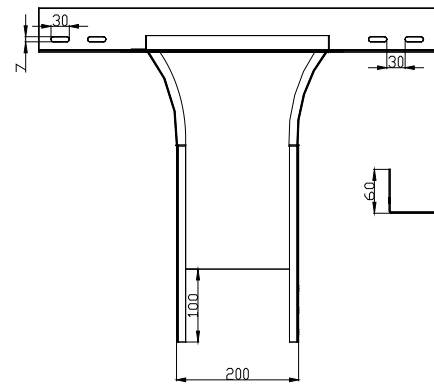
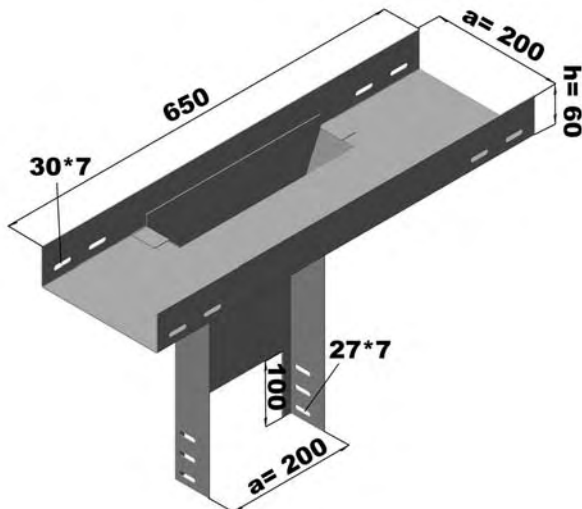
Sipariş Kodu Order Code	a Genişlik Width (mm)	h Yükseklik Height (mm)	e Kalınlık Thickness (mm)	Ağırlık Weight (kg/ad)
KRC050NDT4015	50	40	1.5	2.147
KRC100NDT4015	100	40	1.5	2.785
KRC150NDT4015	150	40	1.5	3.483
KRC200NDT4015	200	40	1.5	4.240
KRC250NDT4015	250	40	1.5	5.055
KRC300NDT4020	300	40	2	7.906
KRC400NDT4020	400	40	2	10.493
KRC500NDT4020	500	40	2	13.354
KRC600NDT4020	600	40	2	16.549

KRC200NDT4015



Sipariş Kodu Order Code	a Genişlik Width (mm)	h Yükseklik Height (mm)	e Kalınlık Thickness (mm)	Ağırlık Weight (kg/ad)
KRC100NDT6015	100	60	1.5	3.294
KRC150NDT6015	150	60	1.5	4.015
KRC200NDT6015	200	60	1.5	4.795
KRC250NDT6015	250	60	1.5	5.634
KRC300NDT6020	300	60	2	8.710
KRC400NDT6020	400	60	2	11.339
KRC500NDT6020	500	60	2	14.283
KRC600NDT6020	600	60	2	17.541

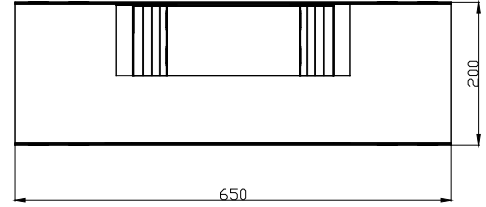
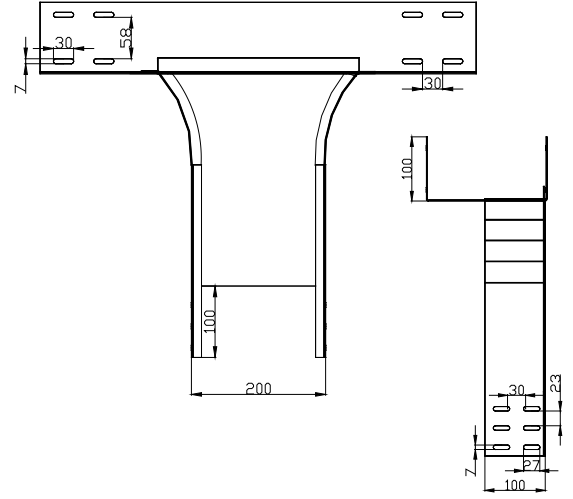
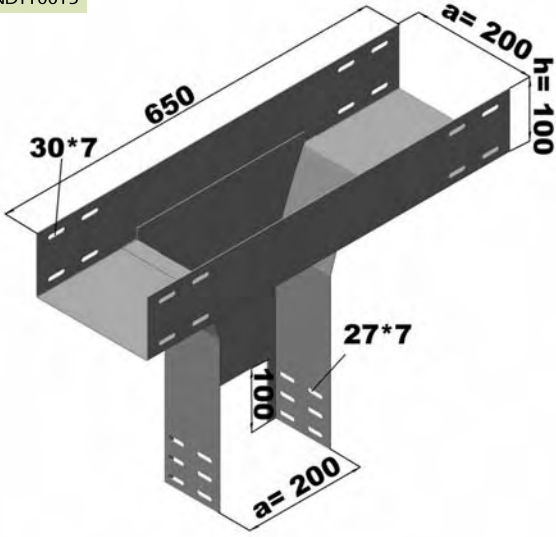
KRC200NDT6015



## Dikey T Bağlantılar Vertical "T" Connectors

Sipariş Kodu Order Code	a Genişlik Width (mm)	h Yükseklik Height (mm)	e Kalınlık Thickness (mm)	Ağırlık Weight (kg/ad)
KRC100NDT10015	100	100	1.5	4.311
KRC150NDT10015	150	100	1.5	5.080
KRC200NDT10015	200	100	1.5	5.907
KRC250NDT10015	250	100	1.5	6.793
KRC300NDT10020	300	100	2	9.839
KRC400NDT10020	400	100	2	13.073
KRC500NDT10020	500	100	2	16.142
KRC600NDT10020	600	100	2	19.525

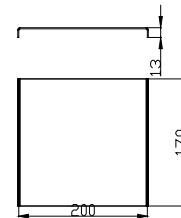

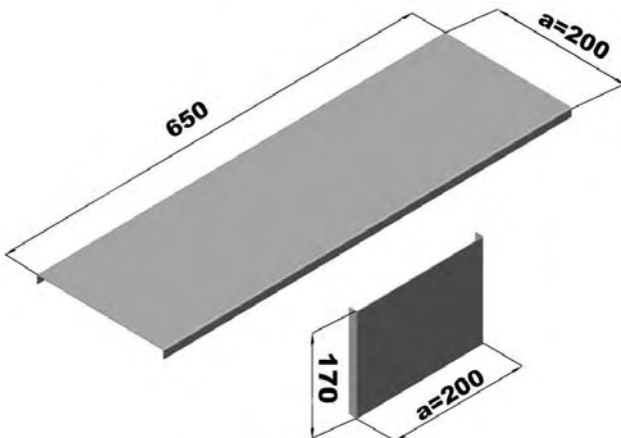
KRC200NDT10015



## Dikey T Bağlantı Kapakları Vertical "T" Connector Covers

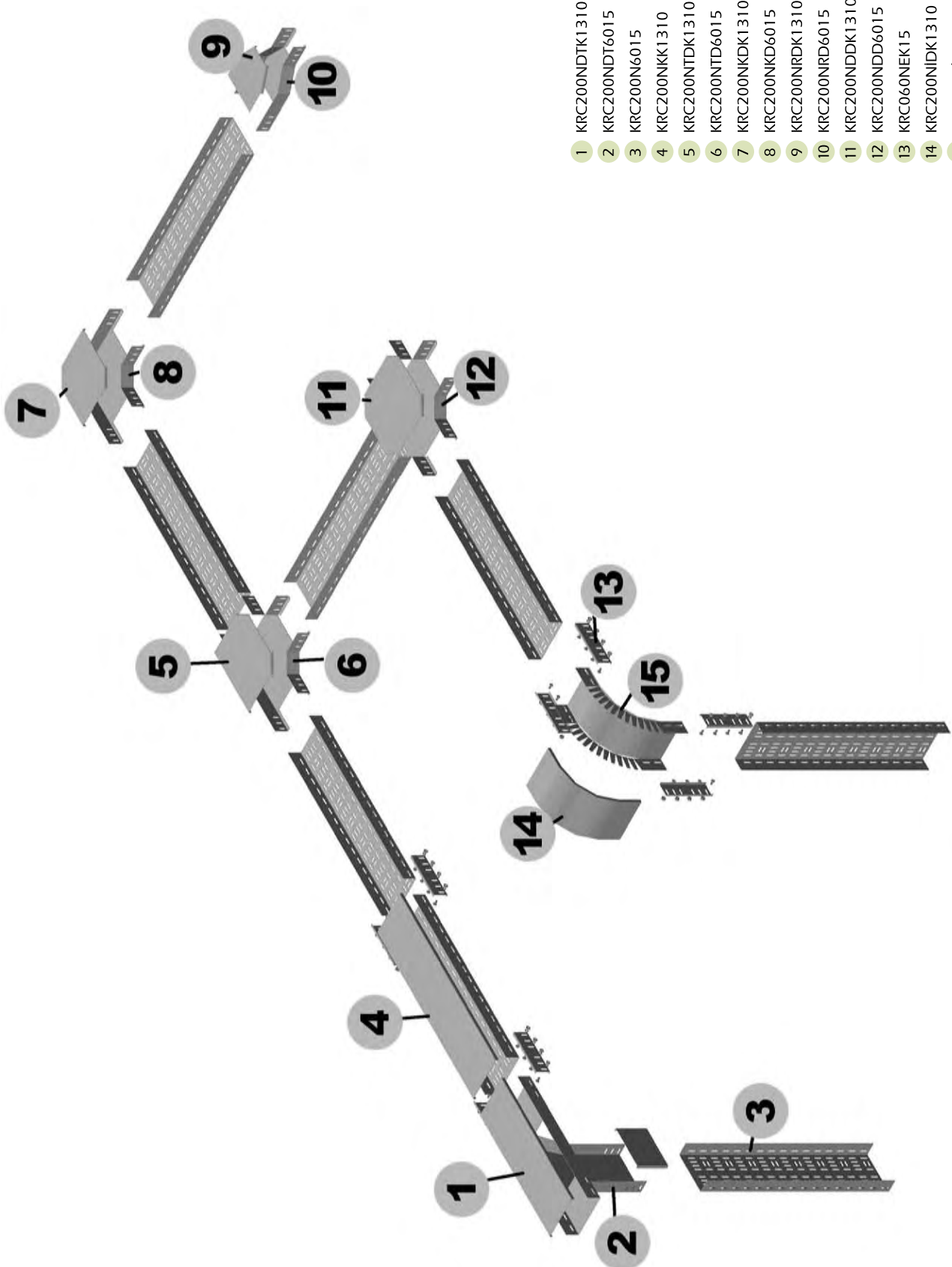
Sipariş Kodu Order Code	a Genişlik Width (mm)	h Yükseklik Height (mm)	e Kalınlık Thickness (mm)	Ağırlık Weight (kg/ad)
KRC050NDTK1310	50	13	1	0.447
KRC100NDTK1310	100	13	1	0.795
KRC150NDTK1310	150	13	1	1.181
KRC200NDTK1310	200	13	1	1.607
KRC250NDTK1310	250	13	1	2.072
KRC300NDTK1315	300	13	1.5	3.865
KRC400NDTK1315	400	13	1.5	5.555
KRC500NDTK1315	500	13	1.5	7.480
KRC600NDTK1315	600	13	1.5	9.641

KRC200NDTK1310





Standart Kablo Kanalları Montajı  
Standard Cable Trays Mounting

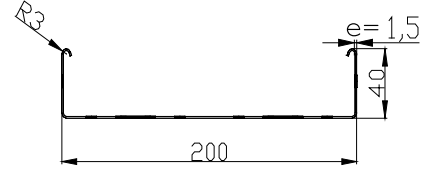
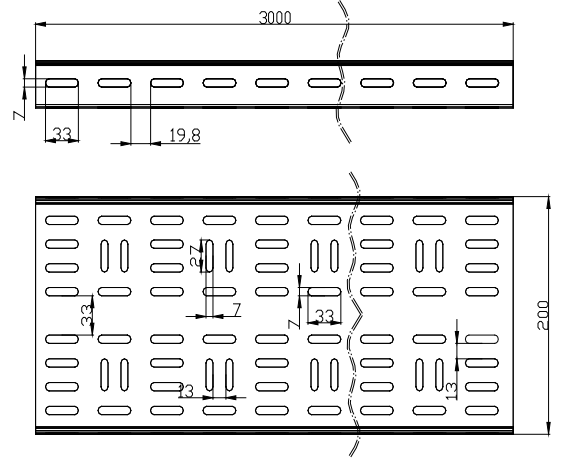
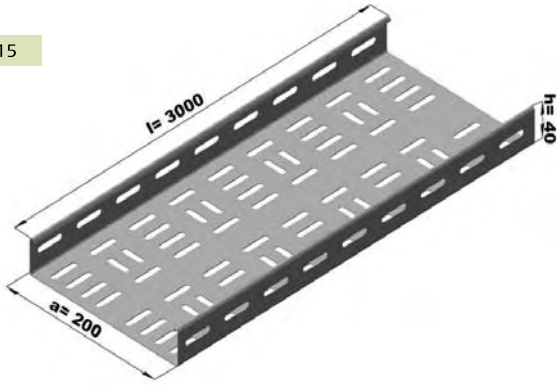


- 1 KRC200NDDTK1310
- 2 KRC200NDT6015
- 3 KRC200NG6015
- 4 KRC200NKK1310
- 5 KRC200NTDK1310
- 6 KRC200NTD6015
- 7 KRC200NKDK1310
- 8 KRC200NKD6015
- 9 KRC200NRDK1310
- 10 KRC200NRD6015
- 11 KRC200NDDK1310
- 12 KRC200NDD6015
- 13 KRC060NEK15
- 14 KRC200NIDK1310
- 15 KRC200NID6015

## Ağır Hizmet Tipi Kablo Kanalları Heavy Duty Type Cable Trays

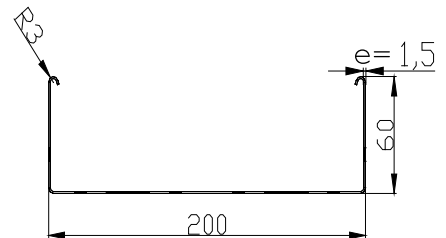
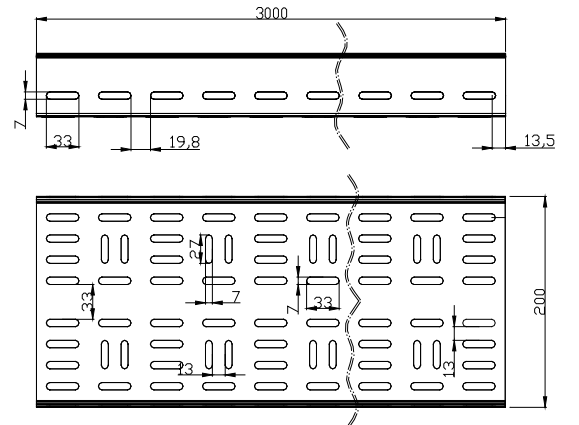
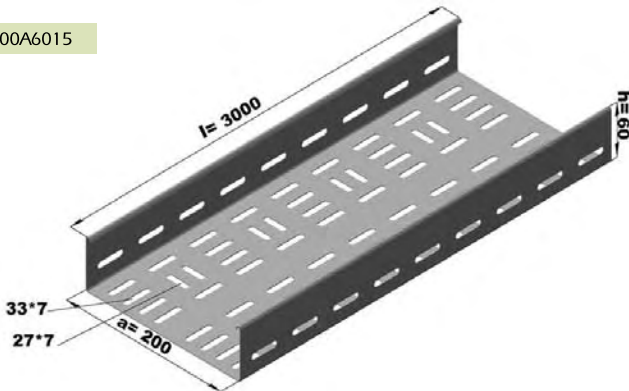
Sipariş Kodu Order Code	a Genişlik Width (mm)	h Yükseklik Height (mm)	e Kalınlık Thickness (mm)	l Uzunluk Length (mm)	Ağırlık Weight (kg/m)
KRC050A4010	50	40	1	3000	1.047
KRC100A4010	100	40	1	3000	1.409
KRC100A4015	100	40	1.5	3000	2.112
KRC150A4010	150	40	1	3000	1.770
KRC150A4015	150	40	1.5	3000	2.694
KRC200A4010	200	40	1	3000	2.130
KRC200A4012	200	40	1.2	3000	2.557
KRC200A4015	200	40	1.5	3000	3.196
KRC250A4015	250	40	1.5	3000	3.730
KRC250A4020	250	40	2	3000	4.984
KRC300A4015	300	40	1.5	3000	4.279
KRC300A4020	300	40	2	3000	5.701
KRC400A4015	400	40	1.5	3000	5.363
KRC400A4020	400	40	2	3000	7.150
KRC500A4015	500	40	1.5	3000	6.445
KRC500A4020	500	40	2	3000	8.595
KRC600A4015	600	40	1.5	3000	7.538
KRC600A4020	600	40	2	3000	10.040

KRC200A4015



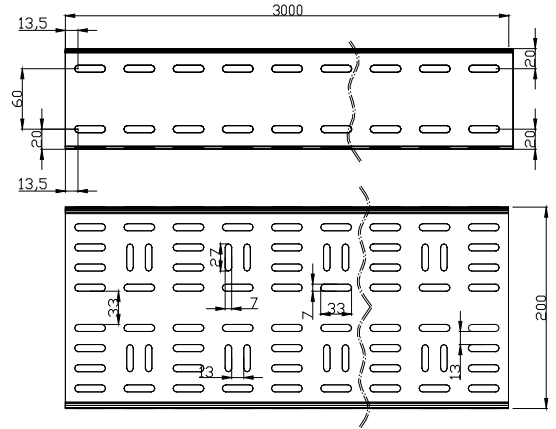
Sipariş Kodu Order Code	a Genişlik Width (mm)	h Yükseklik Height (mm)	e Kalınlık Thickness (mm)	l Uzunluk Length (mm)	Ağırlık Weight (kg/m)
KRC050A6010	50	60	1	3000	1.336
KRC100A6010	100	60	1	3000	1.625
KRC100A6015	100	60	1.5	3000	2.546
KRC150A6010	150	60	1	3000	2.058
KRC150A6015	150	60	1.5	3000	3.070
KRC200A6010	200	60	1	3000	2.420
KRC200A6012	200	60	1.2	3000	2.904
KRC200A6015	200	60	1.5	3000	3.630
KRC250A6015	250	60	1.5	3000	4.170
KRC250A6020	250	60	2	3000	5.562
KRC300A6015	300	60	1.5	3000	4.712
KRC300A6020	300	60	2	3000	6.284
KRC400A6015	400	60	1.5	3000	5.796
KRC400A6020	400	60	2	3000	7.728
KRC500A6015	500	60	1.5	3000	6.879
KRC500A6020	500	60	2	3000	9.173
KRC600A6015	600	60	1.5	3000	7.963
KRC600A6020	600	60	2	3000	10.617

KRC200A6015

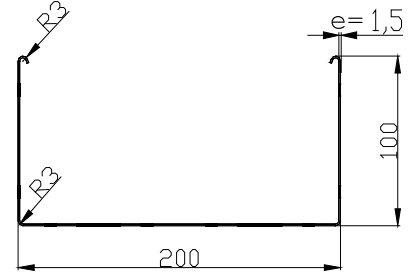
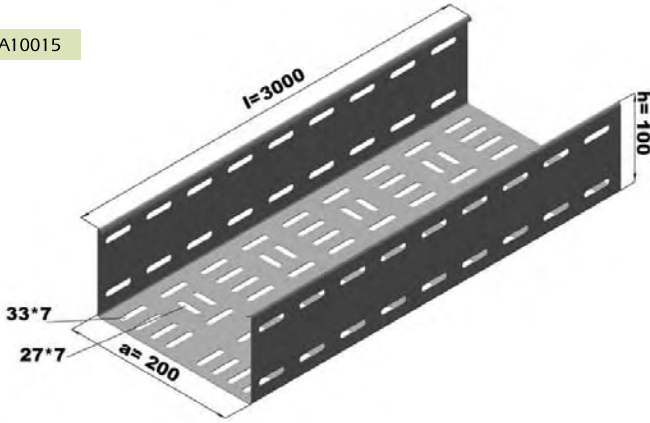


## Ağır Hizmet Tipi Kablo Kanalları Heavy Duty Type Cable Trays

Sipariş Kodu Order Code	a Genişlik Width (mm)	h Yükseklik Height (mm)	e Kalınlık Thickness (mm)	l Uzunluk Length (mm)	Ağırlık Weight (kg/m)
KRC100A10010	100	100	1	3000	2.275
KRC100A10015	100	100	1.5	3000	3.412
KRC150A10010	150	100	1	3000	2.636
KRC150A10015	150	100	1.5	3000	3.995
KRC200A10012	200	100	1.2	3000	3.596
KRC200A10015	200	100	1.5	3000	4.496
KRC250A10015	250	100	1.5	3000	5.037
KRC250A10020	250	100	2	3000	6.717
KRC300A10015	300	100	1.5	3000	5.578
KRC300A10020	300	100	2	3000	7.439
KRC400A10015	400	100	1.5	3000	6.663
KRC400A10020	400	100	2	3000	8.884
KRC500A10015	500	100	1.5	3000	7.745
KRC500A10020	500	100	2	3000	10.328
KRC600A10015	600	100	1.5	3000	8.829
KRC600A10020	600	100	2	3000	11.938

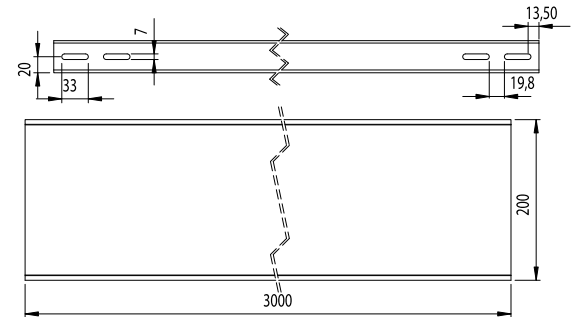


KRC200A10015

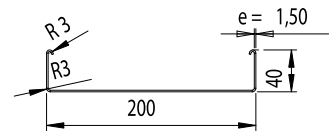



## Ağır Hizmet Tipi Deliksiz Kablo Kanalları Heavy Duty Type Cable Trays Without Holes

Sipariş Kodu Order Code	a Genişlik Width (mm)	h Yükseklik Height (mm)	e Kalınlık Thickness (mm)	l Uzunluk Length (mm)	Ağırlık Weight (kg/m)
KRC050A4010K	50	40	1	3000	1.138
KRC100A4010K	100	40	1	3000	1.531
KRC100A4015K	100	40	1.5	3000	2.296
KRC150A4010K	150	40	1	3000	1.923
KRC150A4015K	150	40	1.5	3000	2.885
KRC200A4010K	200	40	1	3000	2.315
KRC200A4012K	200	40	1.2	3000	2.779
KRC200A4015K	200	40	1.5	3000	3.474
KRC250A4015K	250	40	1.5	3000	4.062
KRC250A4020K	250	40	2	3000	5.417
KRC300A4015K	300	40	1.5	3000	4.651
KRC300A4020K	300	40	2	3000	6.202
KRC400A4015K	400	40	1.5	3000	5.829
KRC400A4020K	400	40	2	3000	7.772
KRC500A4015K	500	40	1.5	3000	7.006
KRC500A4020K	500	40	2	3000	9.342
KRC600A4015K	600	40	1.5	3000	8.184
KRC600A4020K	600	40	2	3000	10.912

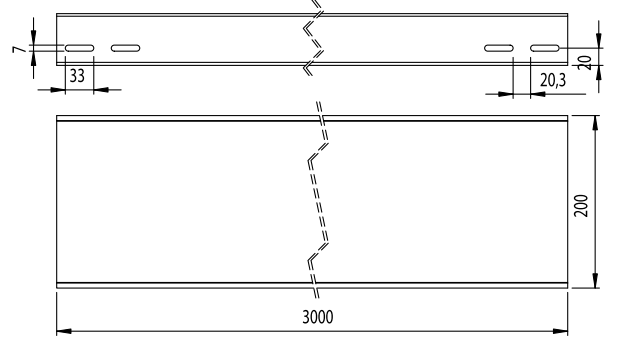


KRC200A4015K

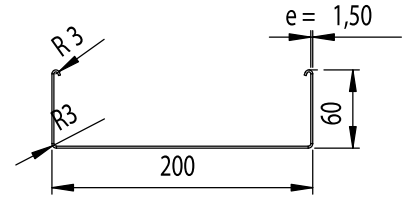



## Ağır Hizmet Tipi Deliksiz Kablo Kanalları Heavy Duty Type Cable Trays Without Holes

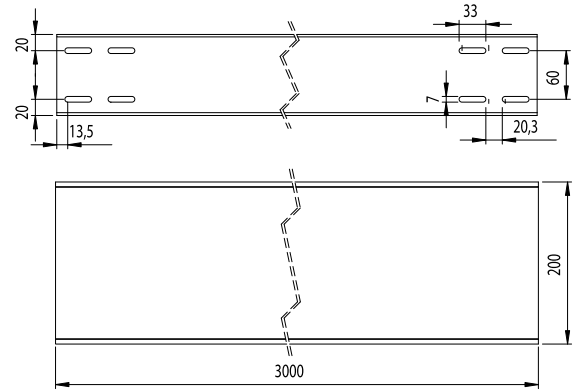
Sipariş Kodu Order Code	a Genişlik Width (mm)	h Yükseklik Height (mm)	e Kalınlık Thickness (mm)	l Uzunluk Length (mm)	Ağırlık Weight (kg/m)
KRC050A6010K	50	60	1	3000	1.452
KRC100A6010K	100	60	1	3000	1.766
KRC100A6015K	100	60	1.5	3000	2.767
KRC150A6010K	150	60	1	3000	2.237
KRC150A6015K	150	60	1.5	3000	3.356
KRC200A6010K	200	60	1	3000	2.630
KRC200A6012K	200	60	1.2	3000	3.156
KRC200A6015K	200	60	1.5	3000	3.945
KRC250A6015K	250	60	1.5	3000	4.533
KRC250A6020K	250	60	2	3000	6.045
KRC300A6015K	300	60	1.5	3000	5.122
KRC300A6020K	300	60	2	3000	6.830
KRC400A6015K	400	60	1.5	3000	6.300
KRC400A6020K	400	60	2	3000	8.400
KRC500A6015K	500	60	1.5	3000	7.477
KRC500A6020K	500	60	2	3000	9.970
KRC600A6015K	600	60	1.5	3000	8.655
KRC600A6020K	600	60	2	3000	11.540



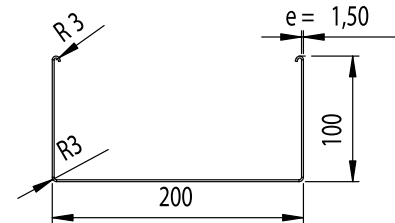
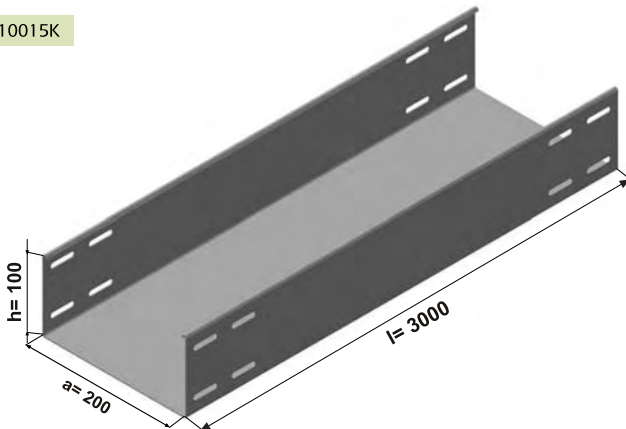
KRC200A6015K



Sipariş Kodu Order Code	a Genişlik Width (mm)	h Yükseklik Height (mm)	e Kalınlık Thickness (mm)	l Uzunluk Length (mm)	Ağırlık Weight (kg/m)
KRC100A10010K	100	100	1	3000	2.473
KRC100A10015K	100	100	1.5	3000	3.709
KRC150A10010K	150	100	1	3000	2.865
KRC150A10015K	150	100	1.5	3000	4.298
KRC200A10012K	200	100	1.2	3000	3.909
KRC200A10015K	200	100	1.5	3000	4.887
KRC250A10015K	250	100	1.5	3000	5.475
KRC250A10020K	250	100	2	3000	7.301
KRC300A10015K	300	100	1.5	3000	6.064
KRC300A10020K	300	100	2	3000	8.086
KRC400A10015K	400	100	1.5	3000	7.242
KRC400A10020K	400	100	2	3000	9.656
KRC500A10015K	500	100	1.5	3000	8.419
KRC500A10020K	500	100	2	3000	11.226
KRC600A10015K	600	100	1.5	3000	9.597
KRC600A10020K	600	100	2	3000	12.976



KRC200A10015K

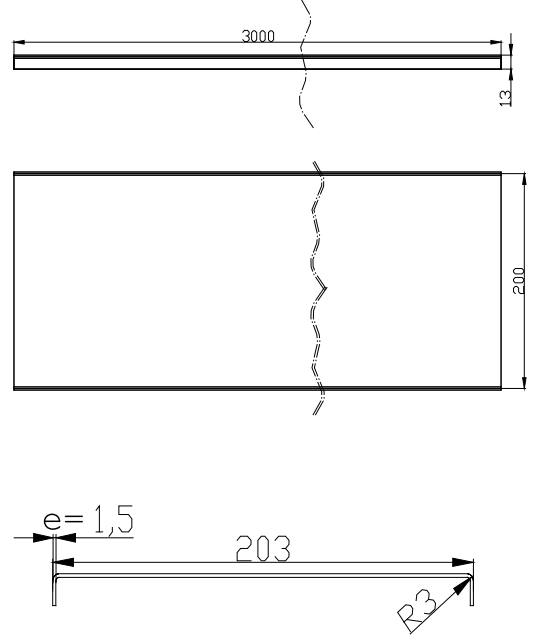


## Ağır Hizmet Tipi Kablo Kanal Kapakları

### Heavy Duty Type Cable Tray Covers

Sipariş Kodu Order Code	a Genişlik Width (mm)	h Yükseklik Height (mm)	e Kalınlık Thickness (mm)	l Uzunluk Length (mm)	Ağırlık Weight (kg/m)
KRC050AKK1315	50	13	1.5	3000	0.883
KRC100AKK1315	100	13	1.5	3000	1.472
KRC150AKK1315	150	13	1.5	3000	2.065
KRC200AKK1315	200	13	1.5	3000	2.649
KRC250AKK1315	250	13	1.5	3000	3.238
KRC300AKK1320	300	13	2	3000	5.103
KRC400AKK1320	400	13	2	3000	6.673
KRC500AKK1320	500	13	2	3000	8.243
KRC600AKK1320	600	13	2	3000	9.813

KRC200AKK1315



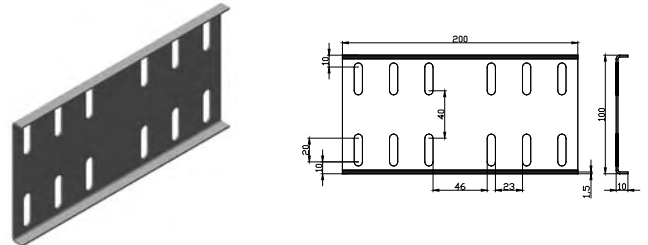
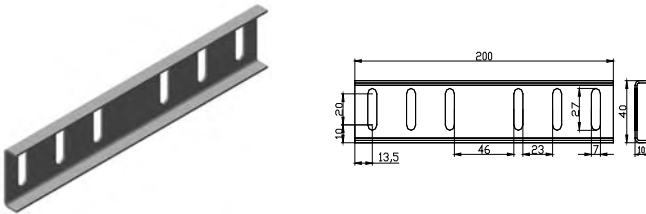
## Ek Elemanı

### Connector Part

Sipariş Kodu Order Code	a Genişlik Width (mm)	h Yükseklik Height (mm)	e Kalınlık Thickness (mm)	Ağırlık Weight (kg/ad)
KRC040AEK10	200	40	1.5	0.153
KRC060AEK10	200	60	1.5	0.200
KRC100AEK10	200	100	1.5	0.294
KRC040AEK40	200	40	1.5	0.200
KRC060AEK40	200	60	1.5	0.247
KRC100AEK40	200	100	1.5	0.341

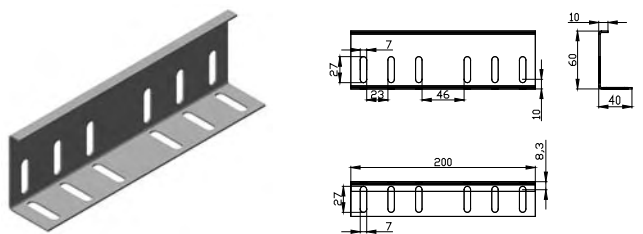
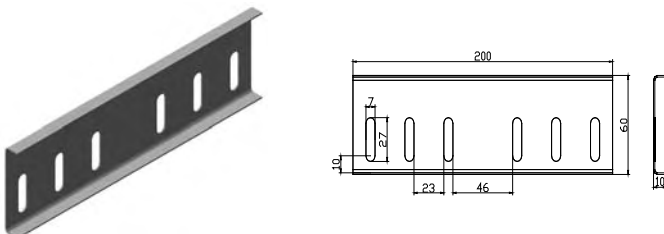
KRC040AEK10

KRC100AEK10



KRC060AEK10

KRC60AEK40

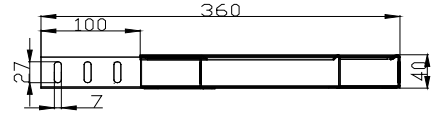
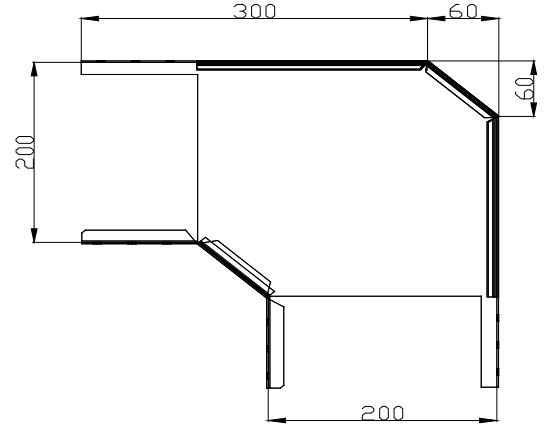
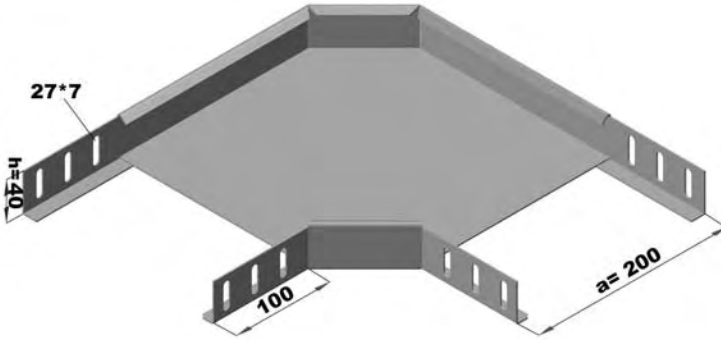


## Yatay Dönüşler Horizontal Bends

90 Radius

Sipariş Kodu Order Code	a Genişlik Width (mm)	h Yükseklik Height (mm)	e Kalınlık Thickness (mm)	Ağırlık Weight (kg/ad)
KRC050AKD4015	50	40	1.5	0.655
KRC100AKD4015	100	40	1.5	0.891
KRC150AKD4015	150	40	1.5	1.185
KRC200AKD4015	200	40	1.5	1.538
KRC250AKD4015	250	40	1.5	1.951
KRC300AKD4020	300	40	2	3.229
KRC400AKD4020	400	40	2	4.720
KRC500AKD4020	500	40	2	6.526
KRC600AKD4020	600	40	2	8.645

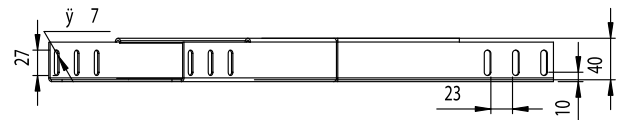
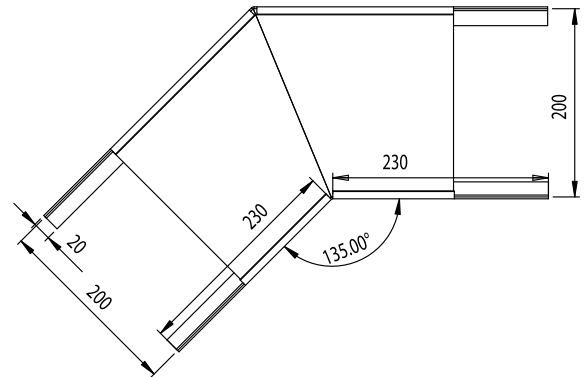

KRC200AKD4015



135 Radius

Sipariş Kodu Order Code	a Genişlik Width (mm)	h Yükseklik Height (mm)	e Kalınlık Thickness (mm)	Ağırlık Weight (kg/ad)
KRC050AKD4015R135	50	40	1.5	0.541
KRC100AKD4015R135	100	40	1.5	0.856
KRC150AKD4015R135	150	40	1.5	1.290
KRC200AKD4015R135	200	40	1.5	1.841
KRC250AKD4015R135	250	40	1.5	2.509
KRC300AKD4020R135	300	40	2	4.395
KRC400AKD4020R135	400	40	2	6.963
KRC500AKD4020R135	500	40	2	10.160
KRC600AKD4020R135	600	40	2	13.984

KRC200AKD4015R135

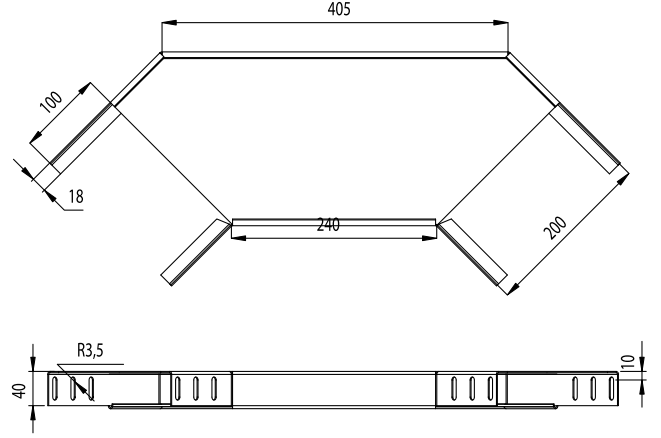


## Yatay Dönüşler Horizontal Bends

300 Radius

Sipariş Kodu Order Code	a Genişlik Width (mm)	h Yükseklik Height (mm)	e Kalınlık Thickness (mm)	Ağırlık Weight (kg/ad)
KRC050AKD4015R300	50	40	1.5	0.917
KRC100AKD4015R300	100	40	1.5	1.243
KRC150AKD4015R300	150	40	1.5	1.652
KRC200AKD4015R300	200	40	1.5	2.143
KRC250AKD4015R300	250	40	1.5	2.716
KRC300AKD4020R300	300	40	2	4.496
KRC400AKD4020R300	400	40	2	6.575
KRC500AKD4020R300	500	40	2	9.093
KRC600AKD4020R300	600	40	2	12.051

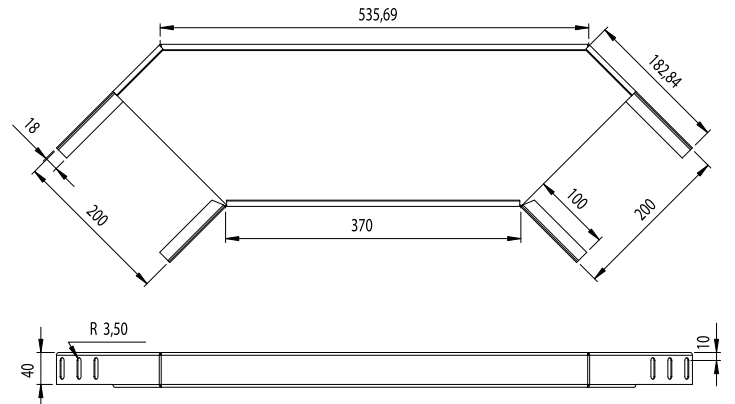
KRC200AKD4015R300



450 Radius

Sipariş Kodu Order Code	a Genişlik Width (mm)	h Yükseklik Height (mm)	e Kalınlık Thickness (mm)	Ağırlık Weight (kg/ad)
KRC050AKD4015R450	50	40	1.5	1.190
KRC100AKD4015R450	100	40	1.5	1.590
KRC150AKD4015R450	150	40	1.5	2.072
KRC200AKD4015R450	200	40	1.5	2.636
KRC250AKD4015R450	250	40	1.5	3.283
KRC300AKD4020R450	300	40	20	5.351
KRC400AKD4020R450	400	40	20	7.625
KRC500AKD4020R450	500	40	20	10.340
KRC600AKD4020R450	600	40	20	13.494

KRC200AKD4015R450

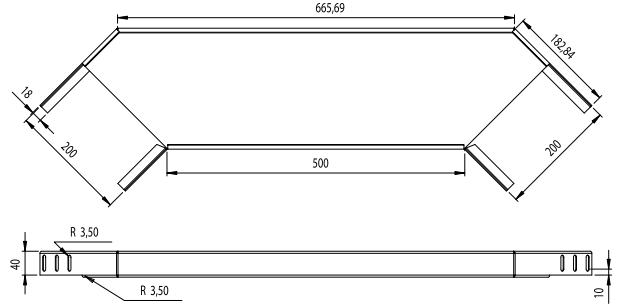


## Yatay Dönüşler Horizontal Bends

600 Radius

Sipariş Kodu Order Code	a Genişlik Width (mm)	h Yükseklik Height (mm)	e Kalınlık Thickness (mm)	Ağırlık Weight (kg/ad)
KRC050AKD4015R600	50	40	1.5	1.468
KRC100AKD4015R600	100	40	1.5	1.948
KRC150AKD4015R600	150	40	1.5	2.509
KRC200AKD4015R600	200	40	1.5	3.153
KRC250AKD4015R600	250	40	1.5	3.880
KRC300AKD4020R600	300	40	2	6.252
KRC400AKD4020R600	400	40	2	8.739
KRC500AKD4020R600	500	40	2	11.901
KRC600AKD4020R600	600	40	2	15.314

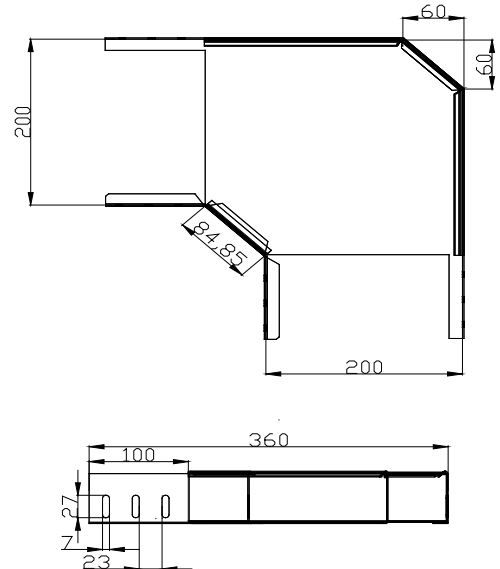
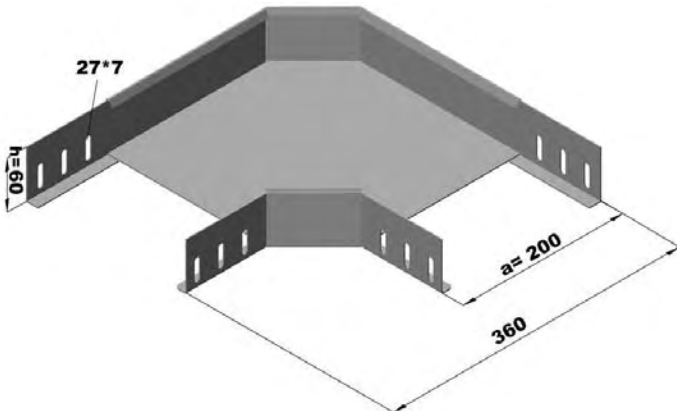
KRC200AKD4015R600



90 Radius

Sipariş Kodu Order Code	a Genişlik Width (mm)	h Yükseklik Height (mm)	e Kalınlık Thickness (mm)	Ağırlık Weight (kg/ad)
KRC050AKD6015	50	60	1.5	0.813
KRC100AKD6015	100	60	1.5	1.072
KRC150AKD6015	150	60	1.5	1.390
KRC200AKD6015	200	60	1.5	1.767
KRC250AKD6015	250	60	1.5	2.203
KRC300AKD6020	300	60	2	3.596
KRC400AKD6020	400	60	2	5.150
KRC500AKD6020	500	60	2	7.019
KRC600AKD6020	600	60	2	9.201

KRC200AKD6015



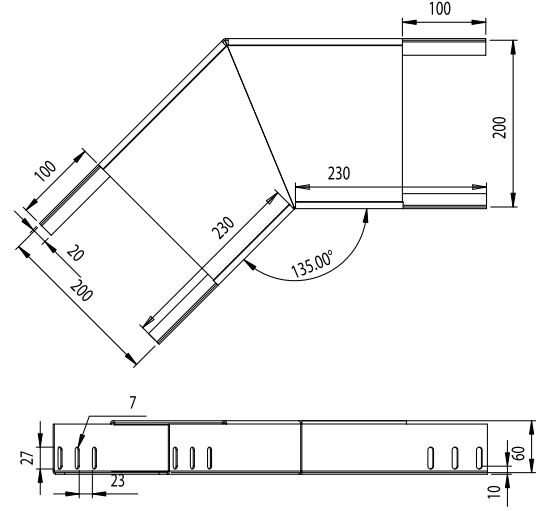
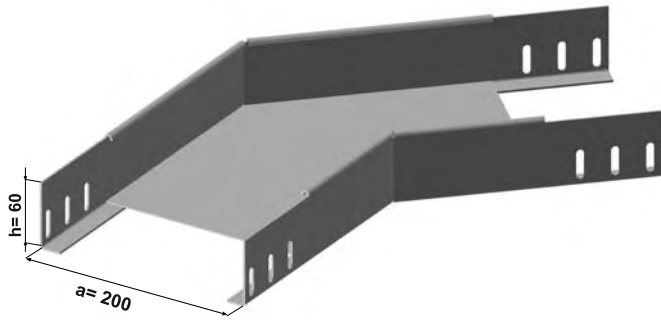


## Yatay Dönüşler Horizontal Bends

135 Radius

Sipariş Kodu Order Code	a Genişlik Width (mm)	h Yükseklik Height (mm)	e Kalınlık Thickness (mm)	Ağırlık Weight (kg/ad)
KRC050AKD6015R135	50	60	1.5	0.684
KRC100AKD6015R135	100	60	1.5	1.037
KRC150AKD6015R135	150	60	1.5	1.508
KRC200AKD6015R135	200	60	1.5	2.097
KRC250AKD6015R135	250	60	1.5	2.803
KRC300AKD6020R135	300	60	2	4.837
KRC400AKD6020R135	400	60	2	7.506
KRC500AKD6020R135	500	60	2	10.803
KRC600AKD6020R135	600	60	2	14.728

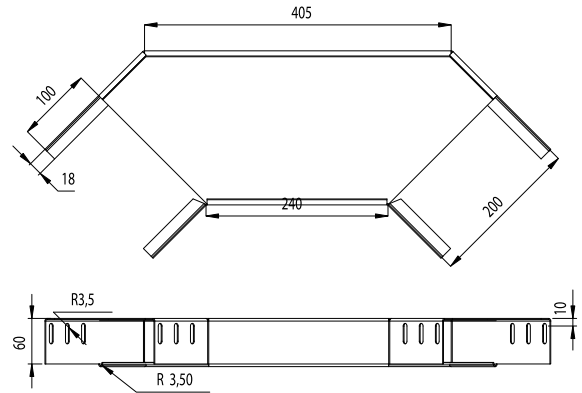
KRC200AKD6015R135



300 Radius

Sipariş Kodu Order Code	a Genişlik Width (mm)	h Yükseklik Height (mm)	e Kalınlık Thickness (mm)	Ağırlık Weight (kg/ad)
KRC050AKD6015R300	50	60	1.5	1.143
KRC100AKD6015R300	100	60	1.5	1.488
KRC150AKD6015R300	150	60	1.5	1.916
KRC200AKD6015R300	200	60	1.5	2.426
KRC250AKD6015R300	250	60	1.5	3.018
KRC300AKD6020R300	300	60	2	4.924
KRC400AKD6020R300	400	60	2	7.052
KRC500AKD6020R300	500	60	2	9.621
KRC600AKD6020R300	600	60	2	12.629

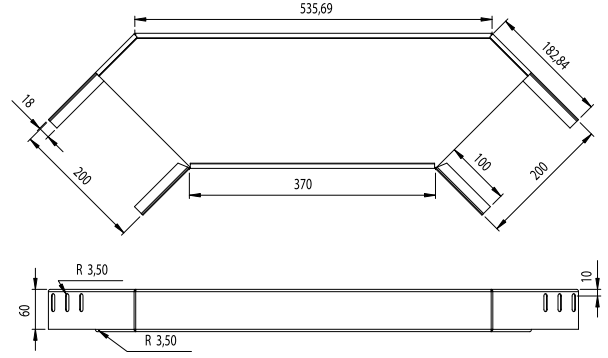
KRC200AKD6015R300



#### 450 Radius

Sipariş Kodu Order Code	a Genişlik Width (mm)	h Yükseklik Height (mm)	e Kalınlık Thickness (mm)	Ağırlık Weight (kg/ad)
KRC050AKD6015R450	50	60	1.5	1.477
KRC100AKD6015R450	100	60	1.5	1.896
KRC150AKD6015R450	150	60	1.5	2.397
KRC200AKD6015R450	200	60	1.5	2.980
KRC250AKD6015R450	250	60	1.5	3.646
KRC300AKD6020R450	300	60	2	5.859
KRC400AKD6020R450	400	60	2	8.184
KRC500AKD6020R450	500	60	2	10.949
KRC600AKD6020R450	600	60	2	14.154

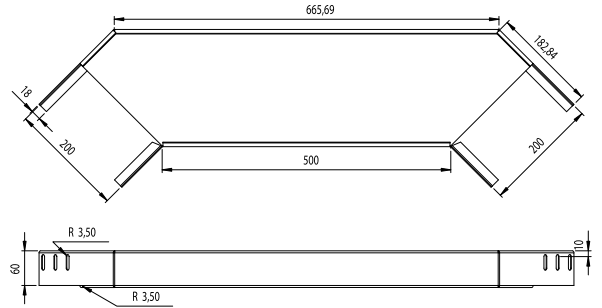
#### KRC200AKD6015R450



#### 600 Radius

Sipariş Kodu Order Code	a Genişlik Width (mm)	h Yükseklik Height (mm)	e Kalınlık Thickness (mm)	Ağırlık Weight (kg/ad)
KRC050AKD6015R600	50	60	1.5	1.817
KRC100AKD6015R600	100	60	1.5	2.315
KRC150AKD6015R600	150	60	1.5	2.895
KRC200AKD6015R600	200	60	1.5	3.558
KRC250AKD6015R600	250	60	1.5	4.304
KRC300AKD6020R600	300	60	2	6.842
KRC400AKD6020R600	400	60	2	9.379
KRC500AKD6020R600	500	60	2	12.591
KRC600AKD6020R600	600	60	2	16.055

#### KRC200AKD6015R600

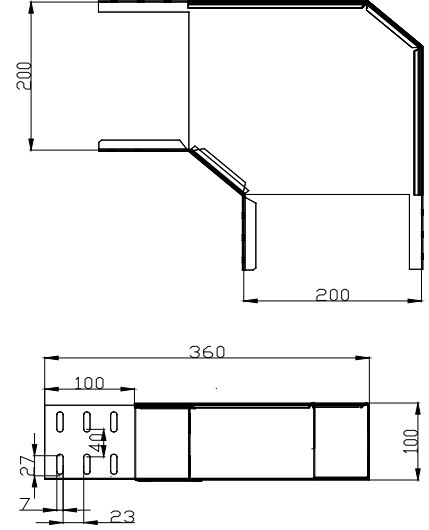
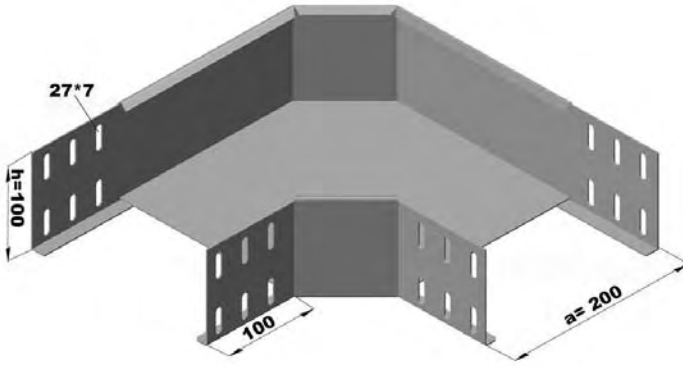


## Yatay Dönüşler Horizontal Bends

90 Radius

Sipariş Kodu Order Code	a Genişlik Width (mm)	h Yükseklik Height (mm)	e Kalınlık Thickness (mm)	Ağırlık Weight (kg/ad)
KRC100AKD10015	100	100	1.5	1.435
KRC150AKD10015	150	100	1.5	1.800
KRC200AKD10015	200	100	1.5	2.224
KRC250AKD10015	250	100	1.5	2.706
KRC300AKD10020	300	100	2	4.331
KRC400AKD10020	400	100	2	6.011
KRC500AKD10020	500	100	2	8.005
KRC600AKD10020	600	100	2	10.313

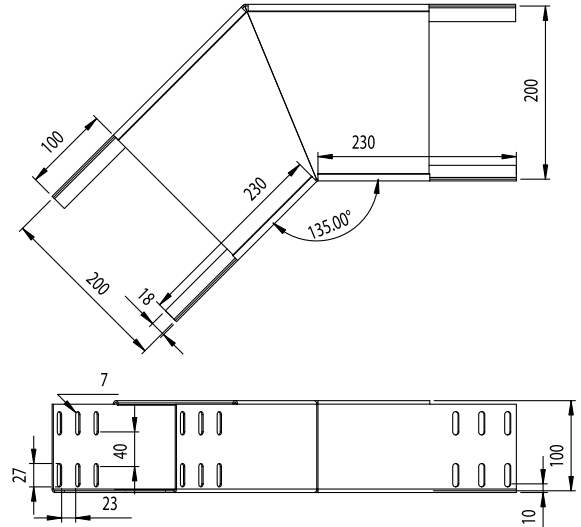
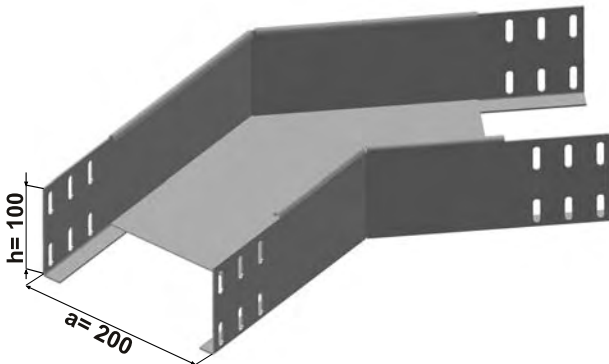
KRC200AKD10015



135 Radius

Sipariş Kodu Order Code	a Genişlik Width (mm)	h Yükseklik Height (mm)	e Kalınlık Thickness (mm)	Ağırlık Weight (kg/ad)
KRC100AKD10015R135	100	100	1.5	1.399
KRC150AKD10015R135	150	100	1.5	1.945
KRC200AKD10015R135	200	100	1.5	2.609
KRC250AKD10015R135	250	100	1.5	3.391
KRC300AKD10020R135	300	100	2	5.721
KRC400AKD10020R135	400	100	2	8.591
KRC500AKD10020R135	500	100	2	12.089
KRC600AKD10020R135	600	100	2	16.215

KRC200AKD10015R135

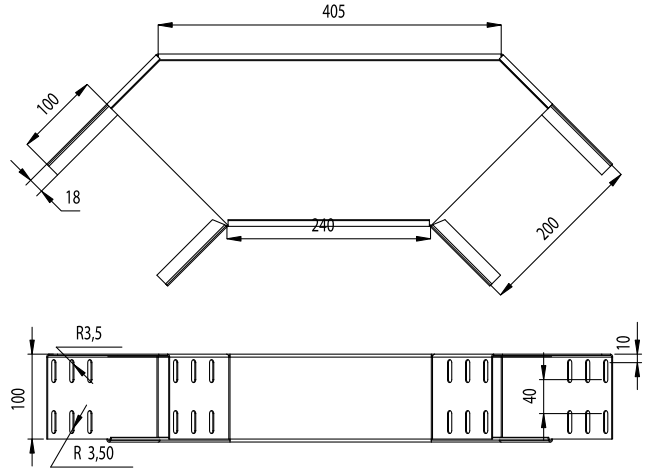



## Yatay Dönüşler Horizontal Bends

300 Radius

Sipariş Kodu Order Code	a Genişlik Width (mm)	h Yükseklik Height (mm)	e Kalınlık Thickness (mm)	Ağırlık Weight (kg/ad)
KRC100AKD10015R300	100	100	1.5	1.978
KRC150AKD10015R300	150	100	1.5	2.443
KRC200AKD10015R300	200	100	1.5	2.991
KRC250AKD10015R300	250	100	1.5	3.621
KRC300AKD10020R300	300	100	2	5.778
KRC400AKD10020R300	400	100	2	8.007
KRC500AKD10020R300	500	100	2	10.676
KRC600AKD10020R300	600	100	2	13.785

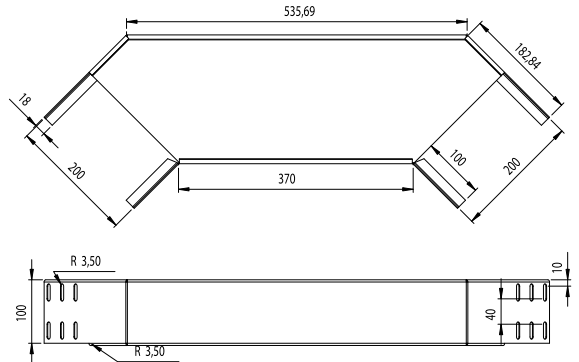
KRC200AKD10015R300



450 Radius

Sipariş Kodu Order Code	a Genişlik Width (mm)	h Yükseklik Height (mm)	e Kalınlık Thickness (mm)	Ağırlık Weight (kg/ad)
KRC100AKD10015R450	100	100	1.5	2.508
KRC150AKD10015R450	150	100	1.5	3.047
KRC200AKD10015R450	200	100	1.5	3.668
KRC250AKD10015R450	250	100	1.5	4.371
KRC300AKD10020R450	300	100	2	6.877
KRC400AKD10020R450	400	100	2	9.302
KRC500AKD10020R450	500	100	2	12.168
KRC600AKD10020R450	600	100	2	15.472

KRC200AKD10015R450

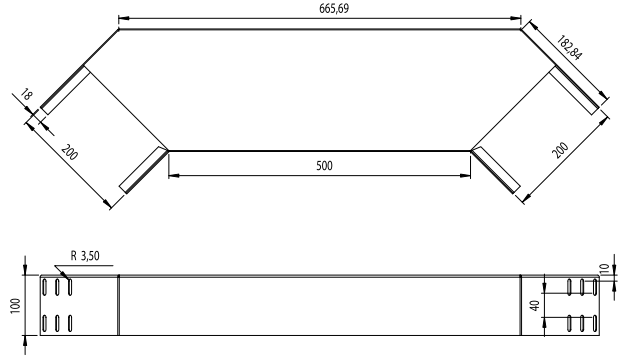


## Yatay Dönüşler Horizontal Bends

600 Radius

Sipariş Kodu Order Code	a Genişlik Width (mm)	h Yükseklik Height (mm)	e Kalınlık Thickness (mm)	Ağırlık Weight (kg/ad)
KRC100AKD10015R600	100	100	1.5	3.050
KRC150AKD10015R600	150	100	1.5	3.668
KRC200AKD10015R600	200	100	1.5	4.369
KRC250AKD10015R600	250	100	1.5	5.152
KRC300AKD10020R600	300	100	2	8.023
KRC400AKD10020R600	400	100	2	10.660
KRC500AKD10020R600	500	100	2	13.973
KRC600AKD10020R600	600	100	2	17.537

KRC200AKD10015R600

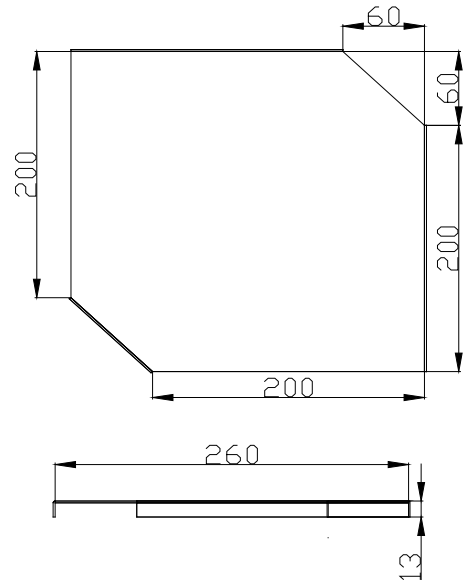



## Yatay Dönüş Kapakları Horizontal Bend Covers

90 Radius

Sipariş Kodu Order Code	a Genişlik Width (mm)	h Yükseklik Height (mm)	e Kalınlık Thickness (mm)	Ağırlık Weight (kg/ad)
KRC050AKDK1315	50	13	1.5	0.184
KRC100AKDK1315	100	13	1.5	0.361
KRC150AKDK1315	150	13	1.5	0.596
KRC200AKDK1315	200	13	1.5	0.890
KRC250AKDK1315	250	13	1.5	1.224
KRC300AKDK1320	300	13	2	2.208
KRC400AKDK1320	400	13	2	3.542
KRC500AKDK1320	500	13	2	5.191
KRC600AKDK1320	600	13	2	7.153

KRC200AKDK1315

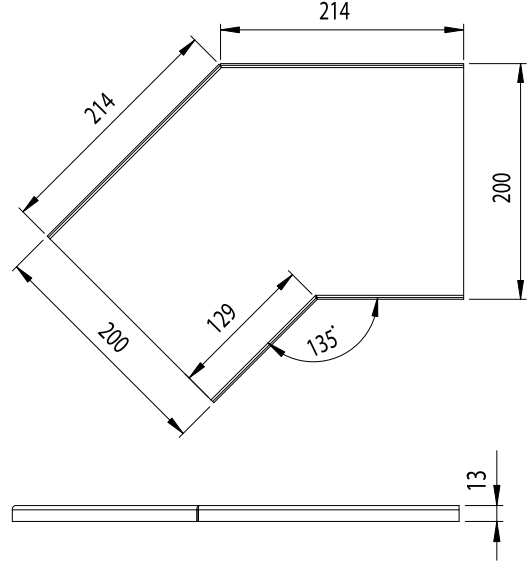



## Yatay Dönüş Kapakları Horizontal Bend Covers

135 Radius

Sipariş Kodu Order Code	a Genişlik Width (mm)	h Yükseklik Height (mm)	e Kalınlık Thickness (mm)	Ağırlık Weight (kg/ad)
KRC050AKDK1315R135	50	13	1.5	0.113
KRC100AKDK1315R135	100	13	1.5	0.336
KRC150AKDK1315R135	150	13	1.5	0.676
KRC200AKDK1315R135	200	13	1.5	1.134
KRC250AKDK1315R135	250	13	1.5	1.710
KRC300AKDK1320R135	300	13	2	3.204
KRC400AKDK1320R135	400	13	2	5.525
KRC500AKDK1320R135	500	13	2	8.473
KRC600AKDK1320R135	600	13	2	12.050

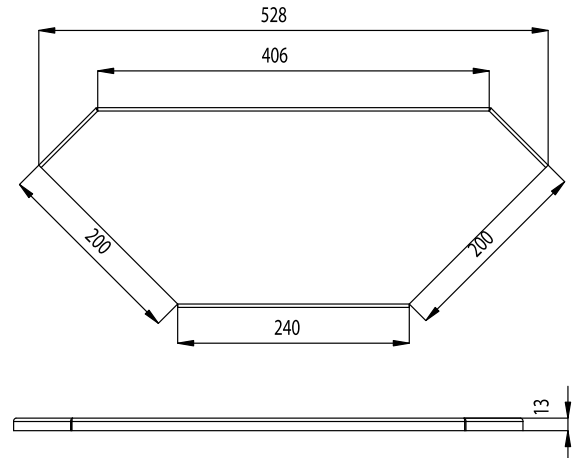
KRC200AKDK1315R135



300 Radius

Sipariş Kodu Order Code	a Genişlik Width (mm)	h Yükseklik Height (mm)	e Kalınlık Thickness (mm)	Ağırlık Weight (kg/ad)
KRC050AKDK1315R300	50	13	1.5	0.296
KRC100AKDK1315R300	100	13	1.5	0.596
KRC150AKDK1315R300	150	13	1.5	0.979
KRC200AKDK1315R300	200	13	1.5	1.444
KRC250AKDK1315R300	250	13	1.5	1.991
KRC300AKDK1320R300	300	13	2	3.495
KRC400AKDK1320R300	400	13	2	5.505
KRC500AKDK1320R300	500	13	2	7.954
KRC600AKDK1320R300	600	13	2	10.843

KRC200AKDK1315R300

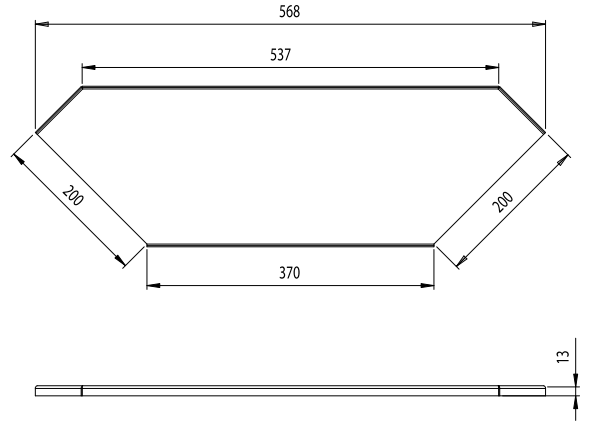


## Yatay Dönüş Kapakları Horizontal Bend Covers

450 Radius

Sipariş Kodu Order Code	a Genişlik Width (mm)	h Yükseklik Height (mm)	e Kalınlık Thickness (mm)	Ağırlık Weight (kg/ad)
KRC050AKDK1315R450	50	13	1.5	0.406
KRC100AKDK1315R450	100	13	1.5	0.780
KRC150AKDK1315R450	150	13	1.5	1.236
KRC200AKDK1315R450	200	13	1.5	1.775
KRC250AKDK1315R450	250	13	1.5	2.396
KRC300AKDK1320R450	300	13	2	4.133
KRC400AKDK1320R450	400	13	2	6.339
KRC500AKDK1320R450	500	13	2	8.984
KRC600AKDK1320R450	600	13	2	12.069

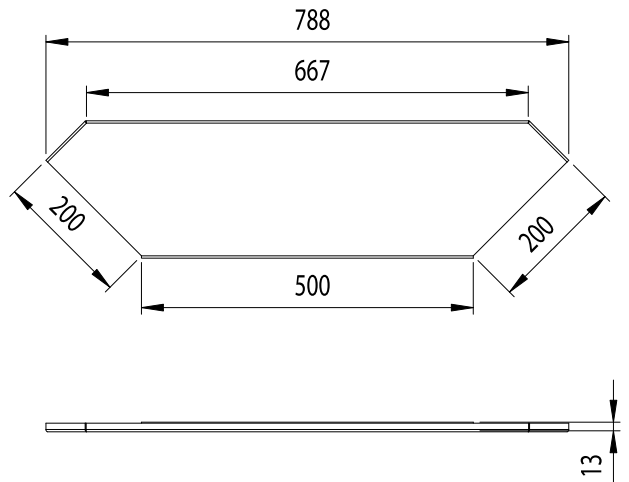
KRC200AKDK1315R450



600 Radius

Sipariş Kodu Order Code	a Genişlik Width (mm)	h Yükseklik Height (mm)	e Kalınlık Thickness (mm)	Ağırlık Weight (kg/ad)
KRC050AKDK1315R600	50	13	1.5	0.525
KRC100AKDK1315R600	100	13	1.5	0.979
KRC150AKDK1315R600	150	13	1.5	1.515
KRC200AKDK1315R600	200	13	1.5	2.133
KRC250AKDK1315R600	250	13	1.5	2.883
KRC300AKDK1320R600	300	13	2	4.822
KRC400AKDK1320R600	400	13	2	7.240
KRC500AKDK1320R600	500	13	2	10.344
KRC600AKDK1320R600	600	13	2	13.688

KRC200AKDK1315R600



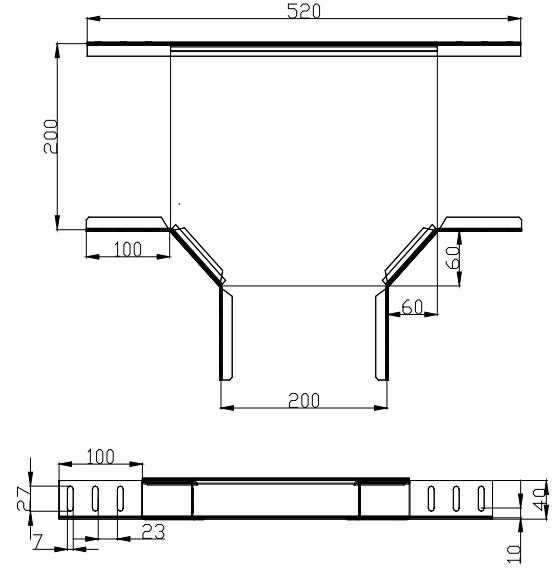
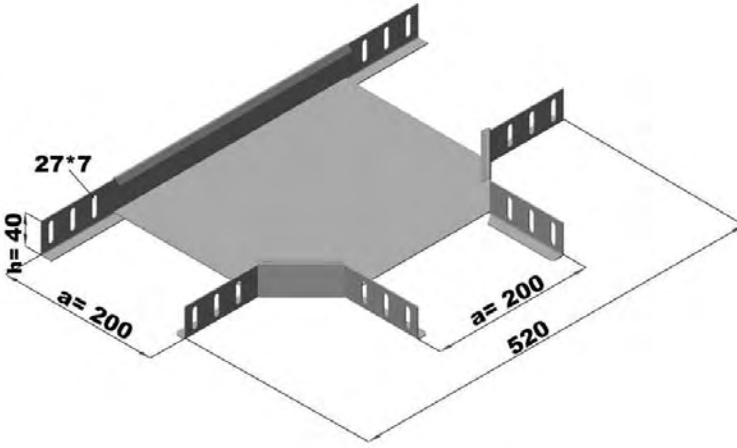
## T Dönüşler

### Horizontal "T" Bends

90 Radius

Sipariş Kodu Order Code	a Genişlik Width (mm)	h Yükseklik Height (mm)	e Kalınlık Thickness (mm)	Ağırlık Weight (kg/ad)
KRC050ATD4015	50	40	1.5	0.940
KRC100ATD4015	100	40	1.5	1.172
KRC150ATD4015	150	40	1.5	1.464
KRC200ATD4015	200	40	1.5	1.814
KRC250ATD4015	250	40	1.5	2.223
KRC300ATD4020	300	40	2	3.588
KRC400ATD4020	400	40	2	5.072
KRC500ATD4020	500	40	2	6.870
KRC600ATD4020	600	40	2	8.981

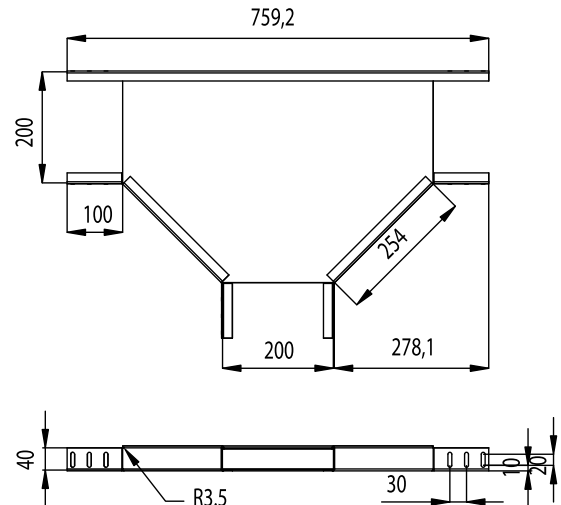
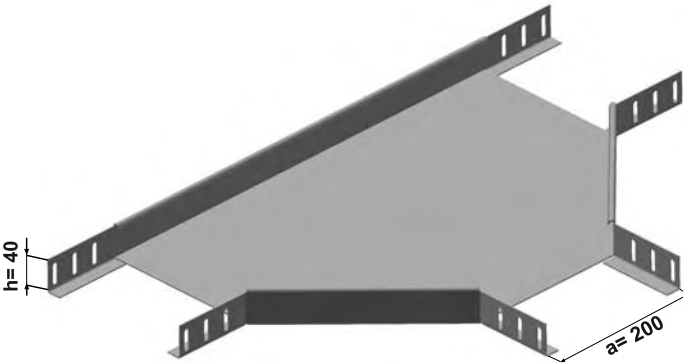
KRC200ATD4015



300 Radius

Sipariş Kodu Order Code	a Genişlik Width (mm)	h Yükseklik Height (mm)	e Kalınlık Thickness (mm)	Ağırlık Weight (kg/ad)
KRC050ATD4015R300	50	40	1.5	2.256
KRC100ATD4015R300	100	40	1.5	2.698
KRC150ATD4015R300	150	40	1.5	3.198
KRC200ATD4015R300	200	40	1.5	3.758
KRC250ATD4015R300	250	40	1.5	4.376
KRC300ATD4020R300	300	40	2	6.737
KRC400ATD4020R300	400	40	2	8.778
KRC500ATD4020R300	500	40	2	11.133
KRC600ATD4020R300	600	40	2	13.802

KRC200ATD4015R300



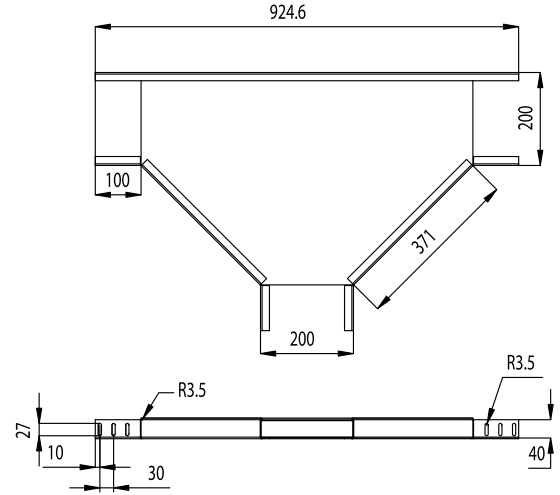
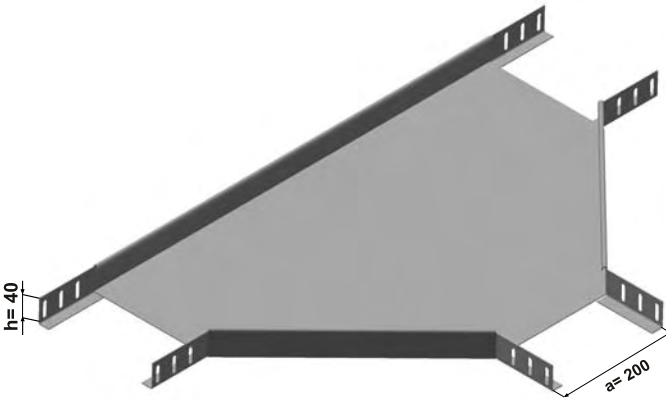


## T Dönüşler Horizontal "T" Bends

450 Radius

Sipariş Kodu Order Code	a Genişlik Width (mm)	h Yükseklik Height (mm)	e Kalınlık Thickness (mm)	Ağırlık Weight (kg/ad)
KRC050ATD4015R450	50	40	1.5	3.598
KRC100ATD4015R450	100	40	1.5	4.190
KRC150ATD4015R450	150	40	1.5	4.841
KRC200ATD4015R450	200	40	1.5	5.550
KRC250ATD4015R450	250	40	1.5	6.318
KRC300ATD4020R450	300	40	2	9.528
KRC400ATD4020R450	400	40	2	11.696
KRC500ATD4020R450	500	40	2	14.724
KRC600ATD4020R450	600	40	2	17.794

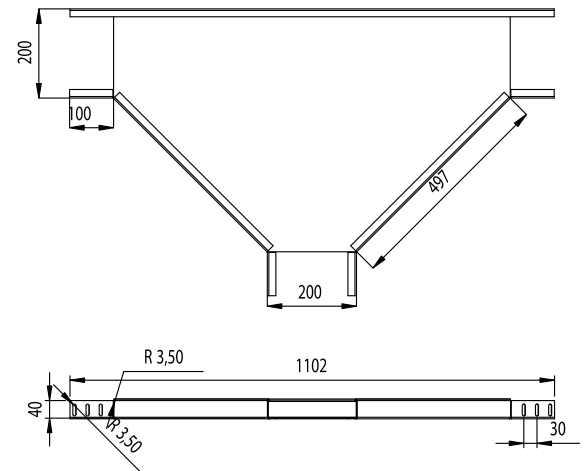
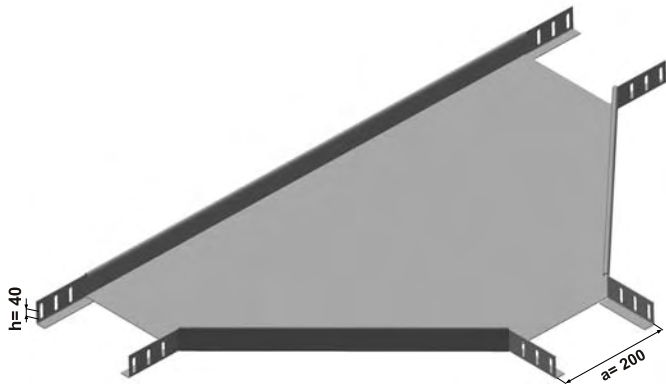
KRC200ATD4015R450



600 Radius

Sipariş Kodu Order Code	a Genişlik Width (mm)	h Yükseklik Height (mm)	e Kalınlık Thickness (mm)	Ağırlık Weight (kg/ad)
KRC050ATD4015R600	50	40	1.5	5.359
KRC100ATD4015R600	100	40	1.5	6.106
KRC150ATD4015R600	150	40	1.5	6.913
KRC200ATD4015R600	200	40	1.5	7.778
KRC250ATD4015R600	250	40	1.5	8.703
KRC300ATD4020R600	300	40	2	12.914
KRC400ATD4020R600	400	40	2	15.772
KRC500ATD4020R600	500	40	2	18.943
KRC600ATD4020R600	600	40	2	22.429

KRC200ATD4015R600

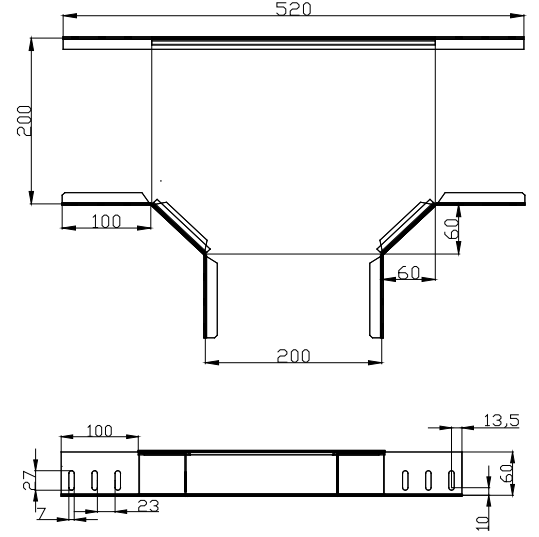
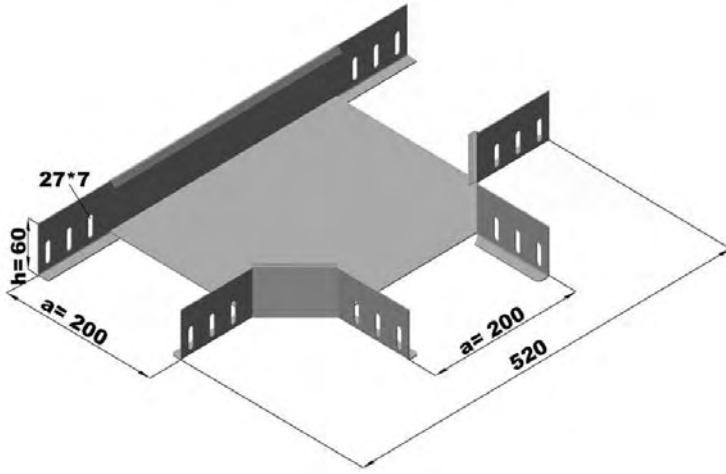


## T Dönüşler Horizontal "T" Bends

90 Radius

Sipariş Kodu Order Code	a Genişlik Width (mm)	h Yükseklik Height (mm)	e Kalınlık Thickness (mm)	Ağırlık Weight (kg/ad)
KRC050ATD6015	50	60	1.5	1.161
KRC100ATD6015	100	60	1.5	1.405
KRC150ATD6015	150	60	1.5	1.709
KRC200ATD6015	200	60	1.5	2.071
KRC250ATD6015	250	60	1.5	2.492
KRC300ATD6020	300	60	2	3.962
KRC400ATD6020	400	60	2	5.477
KRC500ATD6020	500	60	2	7.306
KRC600ATD6020	600	60	2	9.449

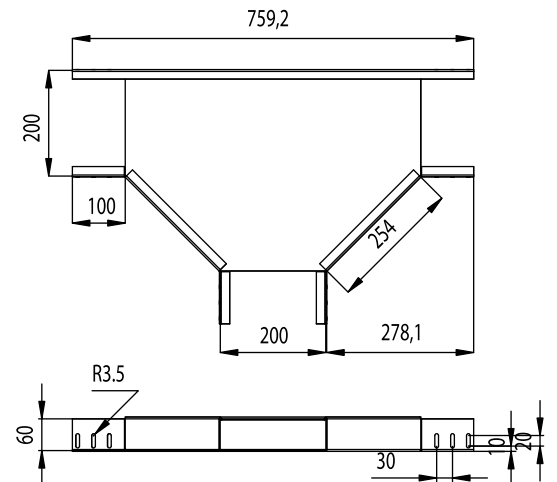
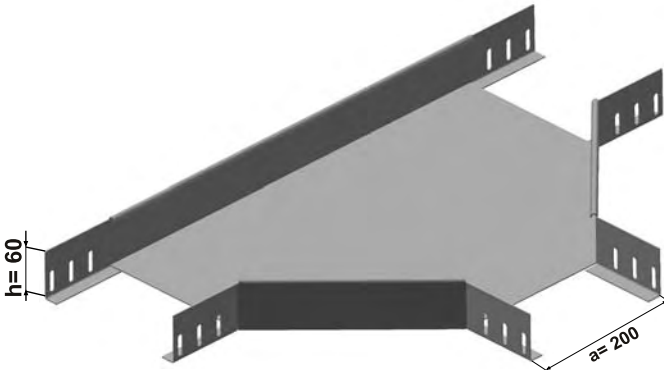
KRC200ATD6015



300 Radius

Sipariş Kodu Order Code	a Genişlik Width (mm)	h Yükseklik Height (mm)	e Kalınlık Thickness (mm)	Ağırlık Weight (kg/ad)
KRC050ATD6015R300	50	60	1.5	2.613
KRC100ATD6015R300	100	60	1.5	3.067
KRC150ATD6015R300	150	60	1.5	3.579
KRC200ATD6015R300	200	60	1.5	4.150
KRC250ATD6015R300	250	60	1.5	4.780
KRC300ATD6020R300	300	60	2	7.291
KRC400ATD6020R300	400	60	2	9.364
KRC500ATD6020R300	500	60	2	11.750
KRC600ATD6020R300	600	60	2	14.451

KRC200ATD6015R300

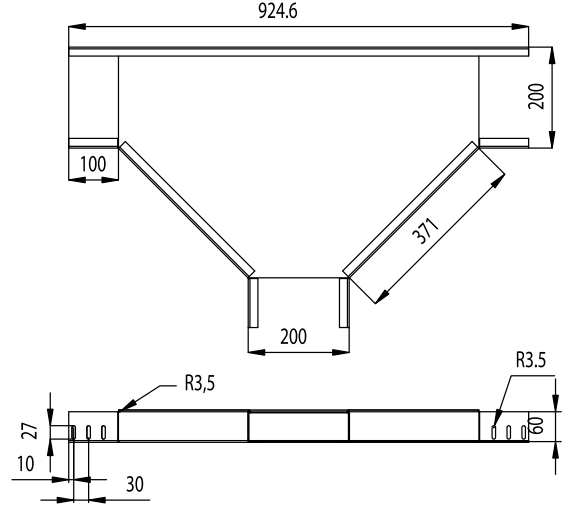
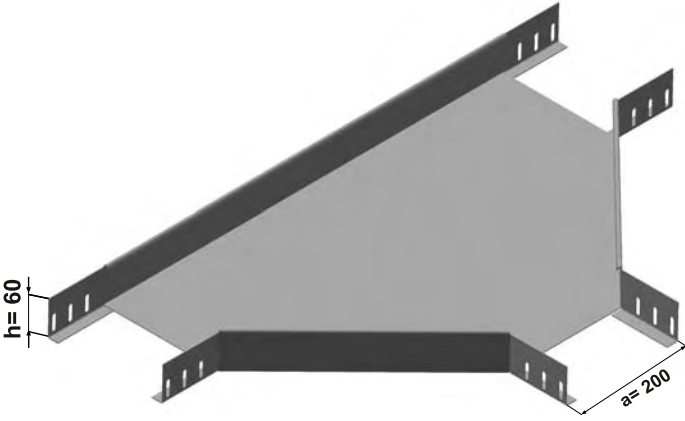


## T Dönüşler Horizontal "T" Bends

450 Radius

Sipariş Kodu Order Code	a Genişlik Width (mm)	h Yükseklik Height (mm)	e Kalınlık Thickness (mm)	Ağırlık Weight (kg/ad)
KRC050ATD6015R450	50	60	1.5	4.049
KRC100ATD6015R450	100	60	1.5	4.653
KRC150ATD6015R450	150	60	1.5	5.315
KRC200ATD6015R450	200	60	1.5	6.036
KRC250ATD6015R450	250	60	1.5	6.817
KRC300ATD6020R450	300	60	2	10.207
KRC400ATD6020R450	400	60	2	12.680
KRC500ATD6020R450	500	60	2	15.467
KRC600ATD6020R450	600	60	2	18.568

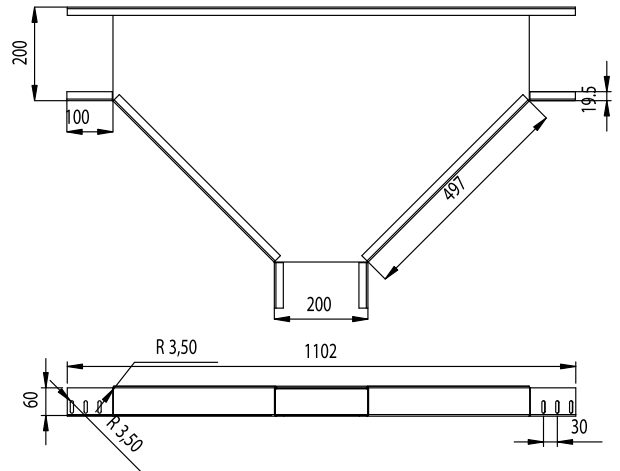
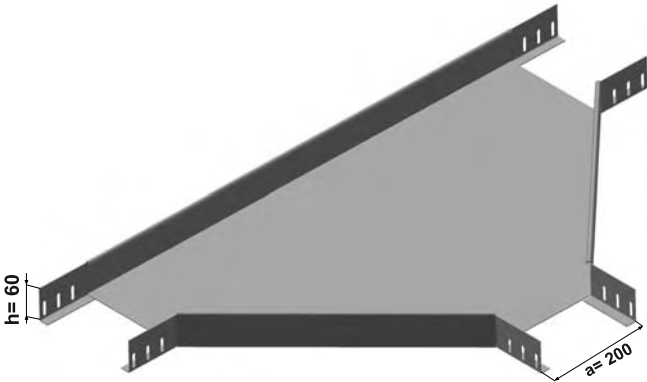
KRC200ATD6015R450



600 Radius

Sipariş Kodu Order Code	a Genişlik Width (mm)	h Yükseklik Height (mm)	e Kalınlık Thickness (mm)	Ağırlık Weight (kg/ad)
KRC050ATD6015R600	50	60	1.5	5.913
KRC100ATD6015R600	100	60	1.5	6.673
KRC150ATD6015R600	150	60	1.5	7.491
KRC200ATD6015R600	200	60	1.5	8.368
KRC250ATD6015R600	250	60	1.5	9.304
KRC300ATD6020R600	300	60	2	13.732
KRC400ATD6020R600	400	60	2	16.621
KRC500ATD6020R600	500	60	2	19.824
KRC600ATD6020R600	600	60	2	23.341

KRC200ATD6015R600

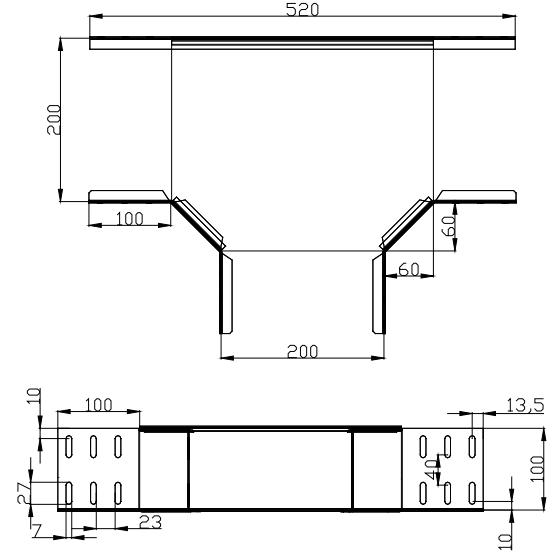
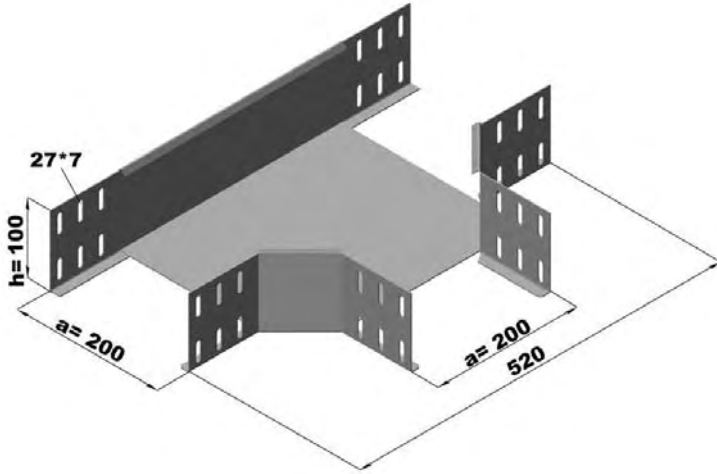


T Dönüşler  
Horizontal "T" Bends

90 Radius

Sipariş Kodu Order Code	a Genişlik Width (mm)	h Yükseklik Height (mm)	e Kalınlık Thickness (mm)	Ağırlık Weight (kg/ad)
KRC100ATD10015	100	100	1.5	1.872
KRC150ATD10015	150	100	1.5	2.198
KRC200ATD10015	200	100	1.5	2.584
KRC250ATD10015	250	100	1.5	3.029
KRC300ATD10020	300	100	2	4.709
KRC400ATD10020	400	100	2	6.287
KRC500ATD10020	500	100	2	8.197
KRC600ATD10020	600	100	2	10.385

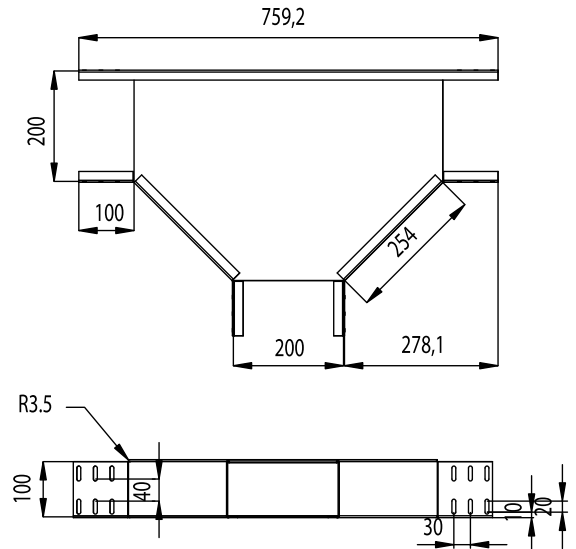
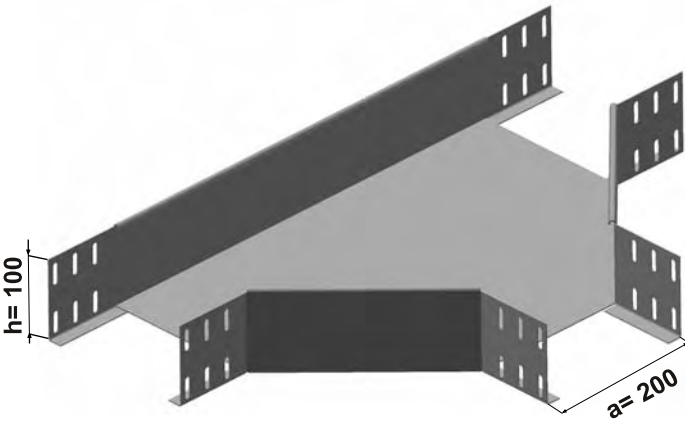
KRC200ATD10015



300 Radius

Sipariş Kodu Order Code	a Genişlik Width (mm)	h Yükseklik Height (mm)	e Kalınlık Thickness (mm)	Ağırlık Weight (kg/ad)
KRC100ATD10015R300	100	100	1.5	3.804
KRC150ATD10015R300	150	100	1.5	4.339
KRC200ATD10015R300	200	100	1.5	4.934
KRC250ATD10015R300	250	100	1.5	5.588
KRC300ATD10020R300	300	100	2	8.400
KRC400ATD10020R300	400	100	2	10.535
KRC500ATD10020R300	500	100	2	12.984
KRC600ATD10020R300	600	100	2	15.747

KRC200ATD10015R300

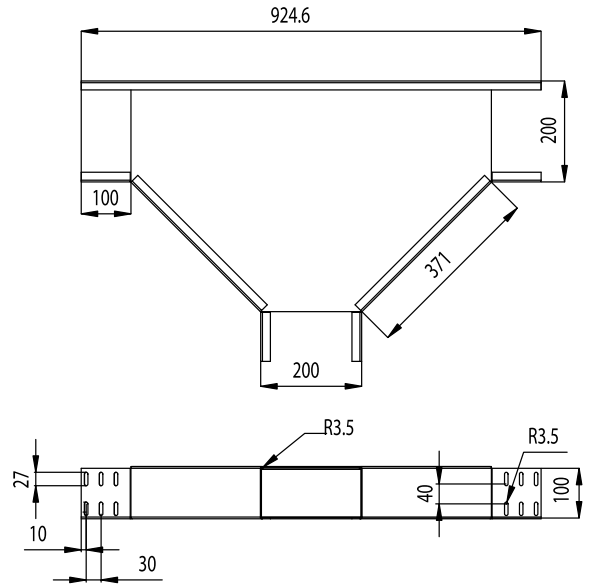



## T Dönüşler Horizontal "T" Bends

450 Radius

Sipariş Kodu Order Code	a Genişlik Width (mm)	h Yükseklik Height (mm)	e Kalınlık Thickness (mm)	Ağırlık Weight (kg/ad)
KRC100ATD10015R450	100	100	1.5	5.578
KRC150ATD10015R450	150	100	1.5	6.264
KRC200ATD10015R450	200	100	1.5	7.009
KRC250ATD10015R450	250	100	1.5	7.183
KRC300ATD10020R450	300	100	2	11.567
KRC400ATD10020R450	400	100	2	14.103
KRC500ATD10020R450	500	100	2	16.952
KRC600ATD10020R450	600	100	2	20.116

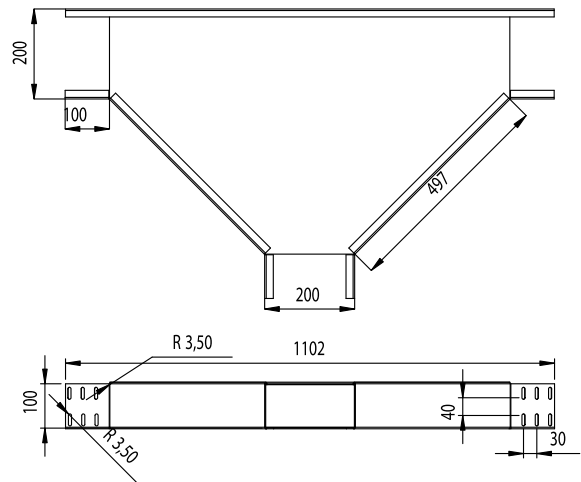

KRC200ATD10015R450



600 Radius

Sipariş Kodu Order Code	a Genişlik Width (mm)	h Yükseklik Height (mm)	e Kalınlık Thickness (mm)	Ağırlık Weight (kg/ad)
KRC100ATD10015R600	100	100	1.5	7.805
KRC150ATD10015R600	150	100	1.5	8.647
KRC200ATD10015R600	200	100	1.5	9.548
KRC250ATD10015R600	250	100	1.5	10.508
KRC300ATD10020R600	300	100	2	15.368
KRC400ATD10020R600	400	100	2	18.320
KRC500ATD10020R600	500	100	2	21.586
KRC600ATD10020R600	600	100	2	25.165

KRC200ATD10015R600

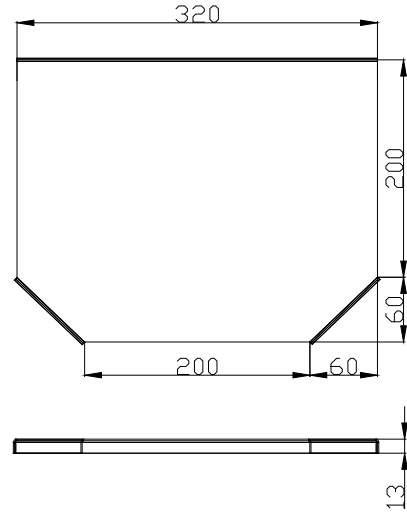
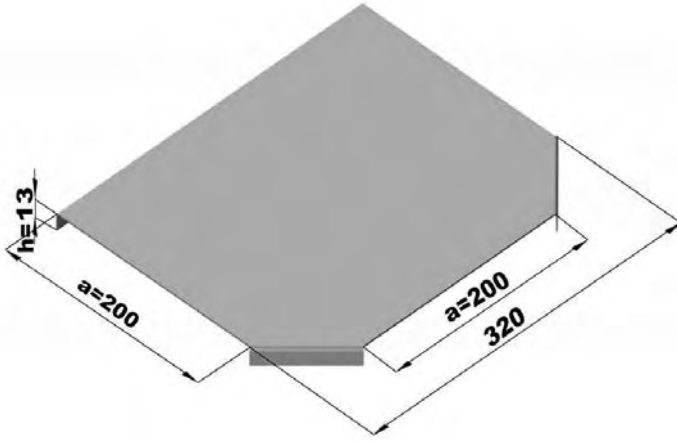


T Dönüş Kapakları  
Horizontal "T" Bend Covers

90 Radius

Sipariş Kodu Order Code	a Genişlik Width (mm)	h Yükseklik Height (mm)	e Kalınlık Thickness (mm)	Ağırlık Weight (kg/ad)
KRC050ATDK1315	50	13	1.5	0.250
KRC100ATDK1315	100	13	1.5	0.433
KRC150ATDK1315	150	13	1.5	0.715
KRC200ATDK1315	200	13	1.5	1.036
KRC250ATDK1315	250	13	1.5	1.416
KRC300ATDK1320	300	13	2	2.473
KRC400ATDK1320	400	13	2	3.878
KRC500ATDK1320	500	13	2	5.597
KRC600ATDK1320	600	13	2	7.630

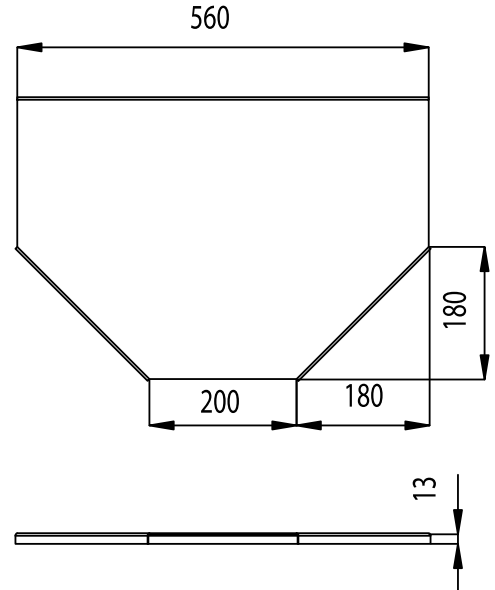

KRC200ATDK1315



300 Radius

Sipariş Kodu Order Code	a Genişlik Width (mm)	h Yükseklik Height (mm)	e Kalınlık Thickness (mm)	Ağırlık Weight (kg/ad)
KRC050ATDK1315R300	50	13	1.5	1.645
KRC100ATDK1315R300	100	13	1.5	1.580
KRC150ATDK1315R300	150	13	1.5	2.051
KRC200ATDK1315R300	200	13	1.5	2.581
KRC250ATDK1315R300	250	13	1.5	3.170
KRC300ATDK1320R300	300	13	2	5.090
KRC400ATDK1320R300	400	13	2	7.053
KRC500ATDK1320R300	500	13	2	9.329
KRC600ATDK1320R300	600	13	2	11.920

KRC200ATDK1315R300

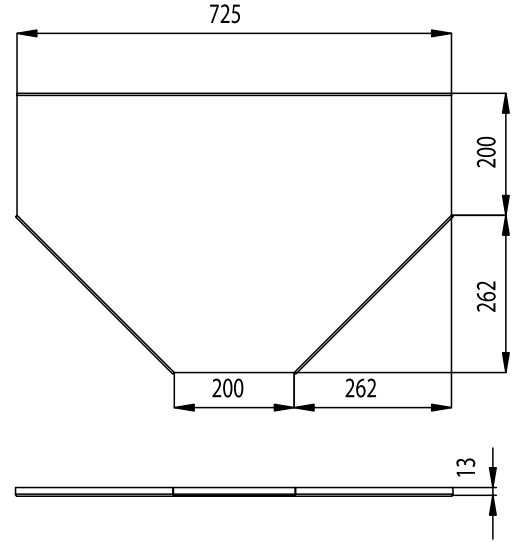



## T Dönüş Kapakları Horizontal "T" Bend Covers

450 Radius

Sipariş Kodu Order Code	a Genişlik Width (mm)	h Yükseklik Height (mm)	e Kalınlık Thickness (mm)	Ağırlık Weight (kg/ad)
KRC050ATDK1315R450	50	13	1.5	2.234
KRC100ATDK1315R450	100	13	1.5	2.797
KRC150ATDK1315R450	150	13	1.5	3.418
KRC200ATDK1315R450	200	13	1.5	4.098
KRC250ATDK1315R450	250	13	1.5	4.837
KRC300ATDK1320R450	300	13	2	7.512
KRC400ATDK1320R450	400	13	2	9.875
KRC500ATDK1320R450	500	13	2	12.552
KRC600ATDK1320R450	600	13	2	15.543

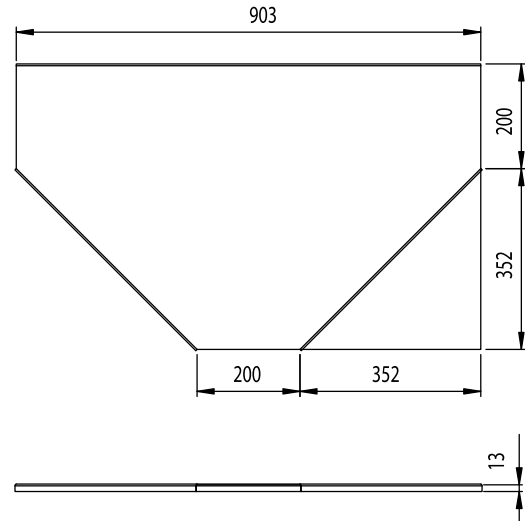
KRC200ATDK1315R450



600 Radius

Sipariş Kodu Order Code	a Genişlik Width (mm)	h Yükseklik Height (mm)	e Kalınlık Thickness (mm)	Ağırlık Weight (kg/ad)
KRC050ATDK1315R600	50	13	1.5	3.689
KRC100ATDK1315R600	100	13	1.5	4.408
KRC150ATDK1315R600	150	13	1.5	5.245
KRC200ATDK1315R600	200	13	1.5	6.021
KRC250ATDK1315R600	250	13	1.5	6.916
KRC300ATDK1320R600	300	13	2	10.493
KRC400ATDK1320R600	400	13	2	13.272
KRC500ATDK1320R600	500	13	2	16.365
KRC600ATDK1320R600	600	13	2	19.771

KRC200ATDK1315R600



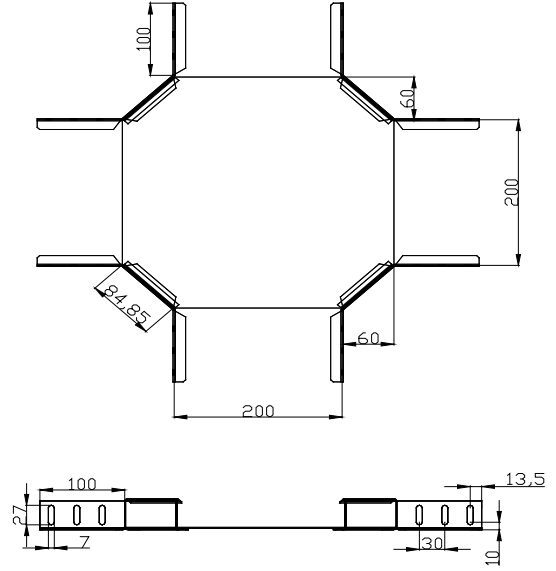
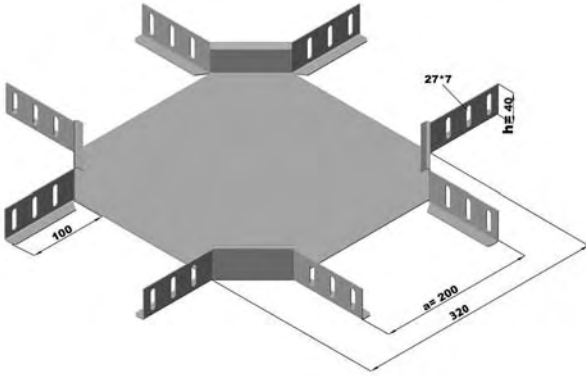
## Dörtlü Dönüşler

### Quadruple Horizontal Bends

90 Radius

Sipariş Kodu Order Code	a Genişlik Width (mm)	h Yükseklik Height (mm)	e Kalınlık Thickness (mm)	Ağırlık Weight (kg/ad)
KRC050ADD4015	50	40	1.5	1.213
KRC100ADD4015	100	40	1.5	1.442
KRC150ADD4015	150	40	1.5	1.731
KRC200ADD4015	200	40	1.5	2.078
KRC250ADD4015	250	40	1.5	2.485
KRC300ADD4020	300	40	2	3.933
KRC400ADD4020	400	40	2	5.409
KRC500ADD4020	500	40	2	7.198
KRC600ADD4020	600	40	2	9.302

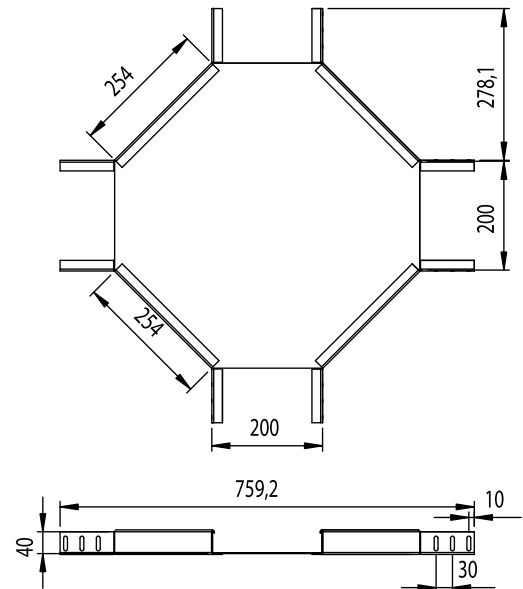
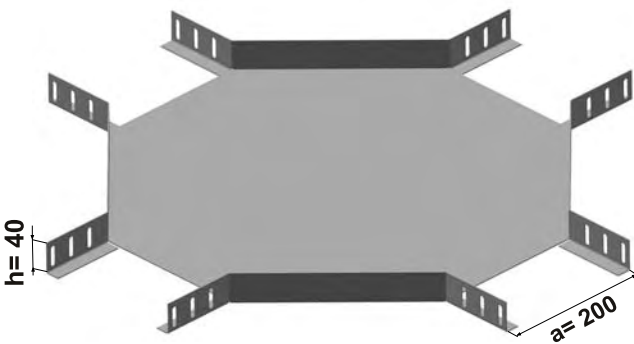
KRC200ADD4015



300 Radius

Sipariş Kodu Order Code	a Genişlik Width (mm)	h Yükseklik Height (mm)	e Kalınlık Thickness (mm)	Ağırlık Weight (kg/ad)
KRC050ADD4015R300	50	40	1.5	3.372
KRC100ADD4015R300	100	40	1.5	3.885
KRC150ADD4015R300	150	40	1.5	4.456
KRC200ADD4015R300	200	40	1.5	5.086
KRC250ADD4015R300	250	40	1.5	5.774
KRC300ADD4020R300	300	40	2	8.696
KRC400ADD4020R300	400	40	2	10.926
KRC500ADD4020R300	500	40	2	13.469
KRC600ADD4020R300	600	40	2	16.326

KRC200ADD4015R300





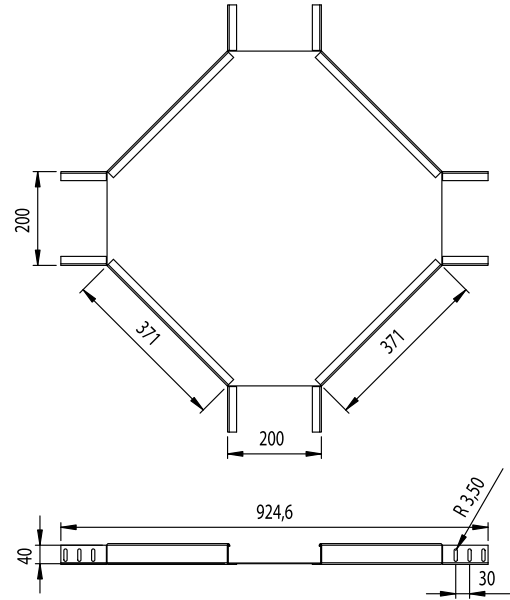

## Dörtü Dönüşler

### Quadruple Horizontal Bends

450 Radius

Sipariş Kodu Order Code	a Genişlik Width (mm)	h Yükseklik Height (mm)	e Kalınlık Thickness (mm)	Ağırlık Weight (kg/ad)
KRC050ADD4015R450	50	40	1.5	5.571
KRC100ADD4015R450	100	40	1.5	6.271
KRC150ADD4015R450	150	40	1.5	7.031
KRC200ADD4015R450	200	40	1.5	7.849
KRC250ADD4015R450	250	40	1.5	8.726
KRC300ADD4020R450	300	40	2	12.883
KRC400ADD4020R450	400	40	2	15.615
KRC500ADD4020R450	500	40	2	18.661
KRC600ADD4020R450	600	40	2	22.021

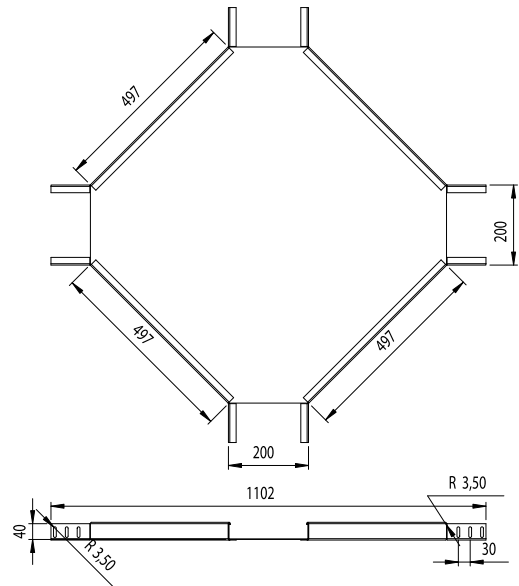
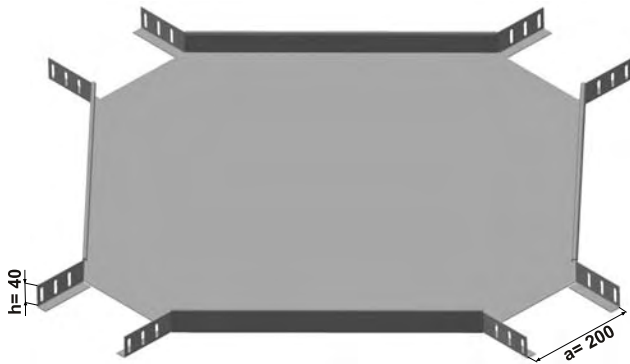
KRC200ADD4015R450



600 Radius

Sipariş Kodu Order Code	a Genişlik Width (mm)	h Yükseklik Height (mm)	e Kalınlık Thickness (mm)	Ağırlık Weight (kg/ad)
KRC050ADD4015R600	50	40	1.5	8.766
KRC100ADD4015R600	100	40	1.5	9.679
KRC150ADD4015R600	150	40	1.5	10.650
KRC200ADD4015R600	200	40	1.5	11.681
KRC250ADD4015R600	250	40	1.5	12.770
KRC300ADD4020R600	300	40	2	18.557
KRC400ADD4020R600	400	40	2	21.854
KRC500ADD4020R600	500	40	2	25.465
KRC600ADD4020R600	600	40	2	29.390

KRC200ADD4015R600



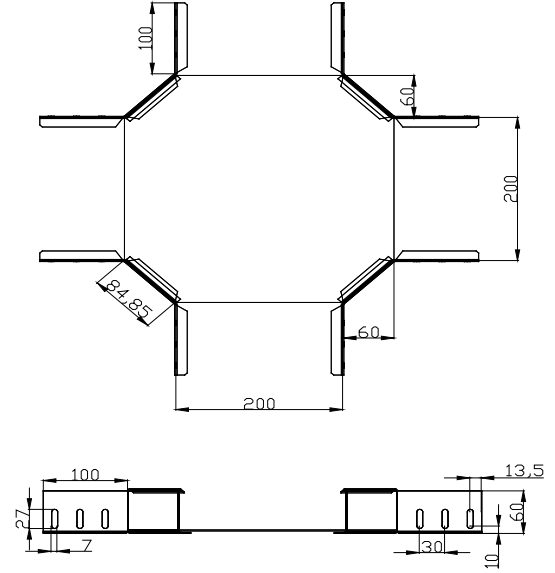
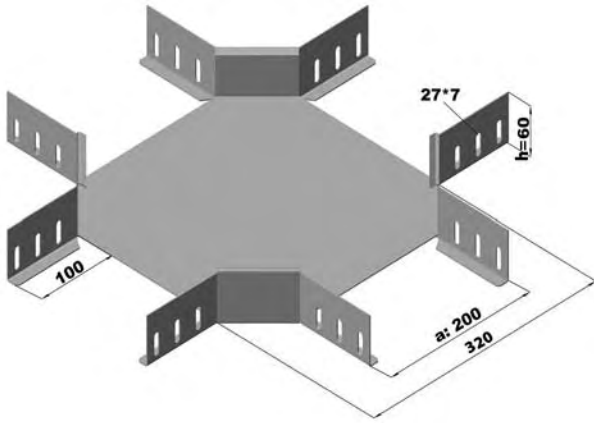
## Dörtlü Dönüşler

### Quadruple Horizontal Bends

90 Radius

Sipariş Kodu Order Code	a Genişlik Width (mm)	h Yükseklik Height (mm)	e Kalınlık Thickness (mm)	Ağırlık Weight (kg/ad)
KRC050ADD6015	50	60	1.5	1.481
KRC100ADD6015	100	60	1.5	1.711
KRC150ADD6015	150	60	1.5	1.999
KRC200ADD6015	200	60	1.5	2.347
KRC250ADD6015	250	60	1.5	2.753
KRC300ADD6020	300	60	2	4.291
KRC400ADD6020	400	60	2	5.767
KRC500ADD6020	500	60	2	7.556
KRC600ADD6020	600	60	2	9.660

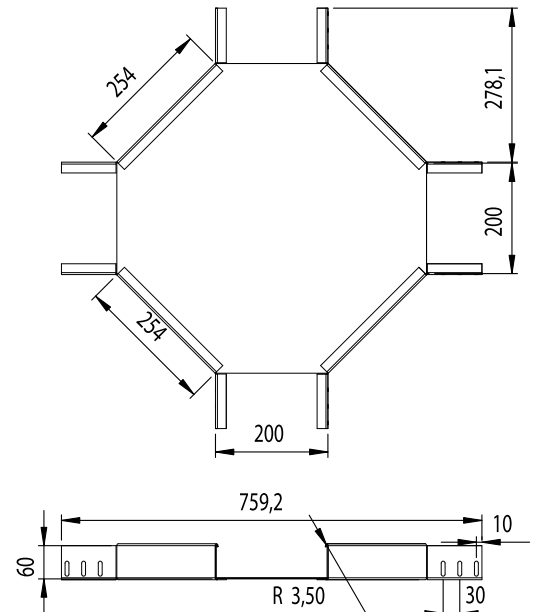
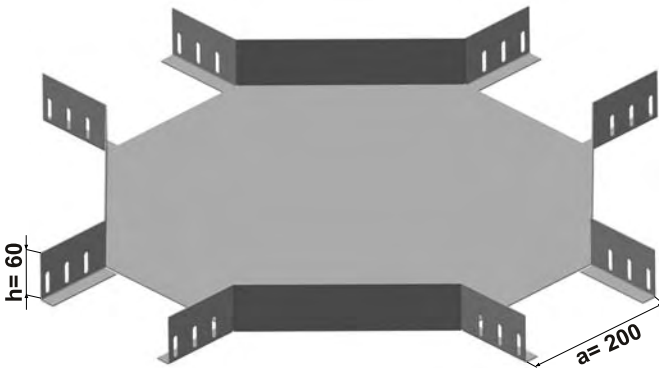
KRC200ADD6015



300 Radius

Sipariş Kodu Order Code	a Genişlik Width (mm)	h Yükseklik Height (mm)	e Kalınlık Thickness (mm)	Ağırlık Weight (kg/ad)
KRC050ADD6015R300	50	60	1.5	3.801
KRC100ADD6015R300	100	60	1.5	4.313
KRC150ADD6015R300	150	60	1.5	4.884
KRC200ADD6015R300	200	60	1.5	5.514
KRC250ADD6015R300	250	60	1.5	6.203
KRC300ADD6020R300	300	60	2	9.268
KRC400ADD6020R300	400	60	2	11.497
KRC500ADD6020R300	500	60	2	14.041
KRC600ADD6020R300	600	60	2	16.898

KRC200ADD6015R300



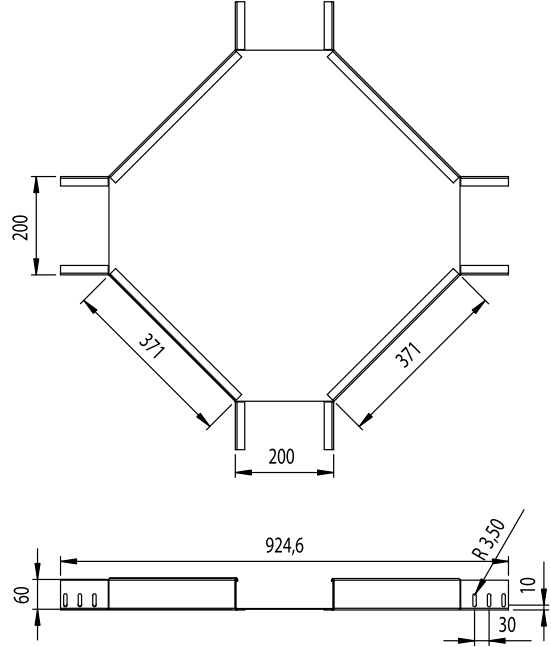

## Dörtlü Dönüşler

### Quadruple Horizontal Bends

450 Radius

Sipariş Kodu Order Code	a Genişlik Width (mm)	h Yükseklik Height (mm)	e Kalınlık Thickness (mm)	Ağırlık Weight (kg/ad)
KRC050ADD6015R450	50	60	1.5	6.108
KRC100ADD6015R450	100	60	1.5	6.808
KRC150ADD6015R450	150	60	1.5	7.568
KRC200ADD6015R450	200	60	1.5	8.386
KRC250ADD6015R450	250	60	1.5	9.263
KRC300ADD6020R450	300	60	2	13.599
KRC400ADD6020R450	400	60	2	16.331
KRC500ADD6020R450	500	60	2	19.377
KRC600ADD6020R450	600	60	2	22.737

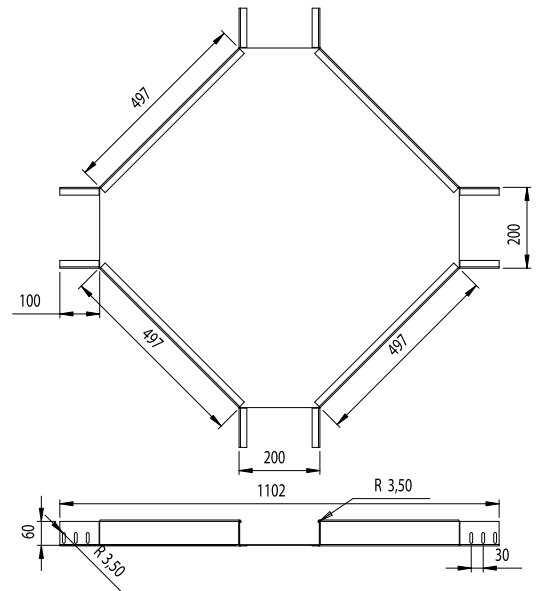

KRC200ADD6015R450



600 Radius

Sipariş Kodu Order Code	a Genişlik Width (mm)	h Yükseklik Height (mm)	e Kalınlık Thickness (mm)	Ağırlık Weight (kg/ad)
KRC050ADD6015R600	50	60	1.5	9.426
KRC100ADD6015R600	100	60	1.5	10.338
KRC150ADD6015R600	150	60	1.5	11.310
KRC200ADD6015R600	200	60	1.5	12.340
KRC250ADD6015R600	250	60	1.5	13.429
KRC300ADD6020R600	300	60	2	19.437
KRC400ADD6020R600	400	60	2	22.734
KRC500ADD6020R600	500	60	2	26.345
KRC600ADD6020R600	600	60	2	30.270

KRC200ADD6015R600



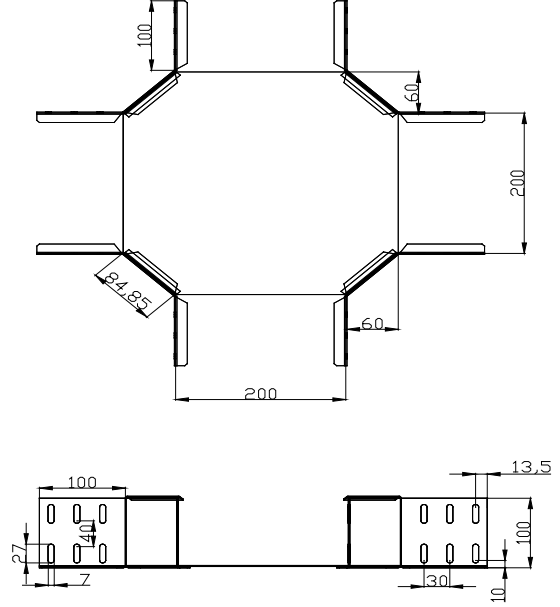
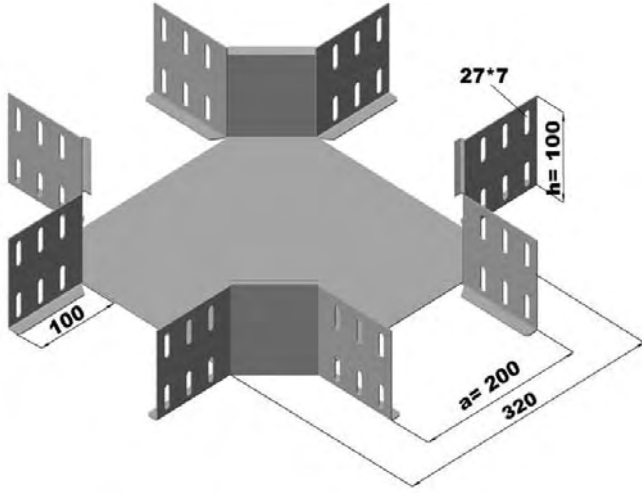
## Dörtü Dönüşler

### Quadruple Horizontal Bends

90 Radius

Sipariş Kodu Order Code	a Genişlik Width (mm)	h Yükseklik Height (mm)	e Kalınlık Thickness (mm)	Ağırlık Weight (kg/ad)
KRC100ADD10015	100	100	1.5	2.248
KRC150ADD10015	150	100	1.5	2.536
KRC200ADD10015	200	100	1.5	2.884
KRC250ADD10015	250	100	1.5	3.290
KRC300ADD10020	300	100	2	5.007
KRC400ADD10020	400	100	2	6.483
KRC500ADD10020	500	100	2	8.272
KRC600ADD10020	600	100	2	10.376

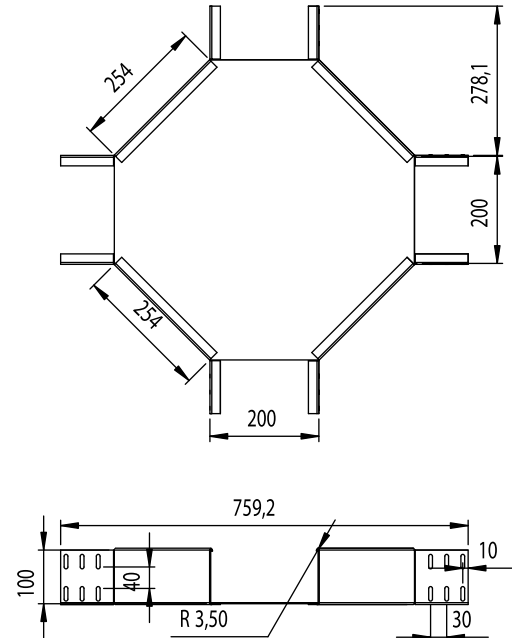
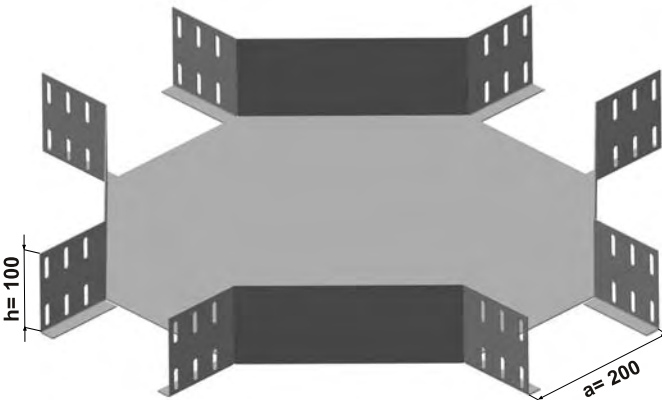
KRC200ADD10015



300 Radius

Sipariş Kodu Order Code	a Genişlik Width (mm)	h Yükseklik Height (mm)	e Kalınlık Thickness (mm)	Ağırlık Weight (kg/ad)
KRC100ADD10015R300	100	100	1.5	4.658
KRC150ADD10015R300	150	100	1.5	5.170
KRC200ADD10015R300	200	100	1.5	5.741
KRC250ADD10015R300	250	100	1.5	6.371
KRC300ADD10020R300	300	100	2	9.414
KRC400ADD10020R300	400	100	2	10.411
KRC500ADD10020R300	500	100	2	12.640
KRC600ADD10020R300	600	100	2	15.183

KRC200ADD10015R300

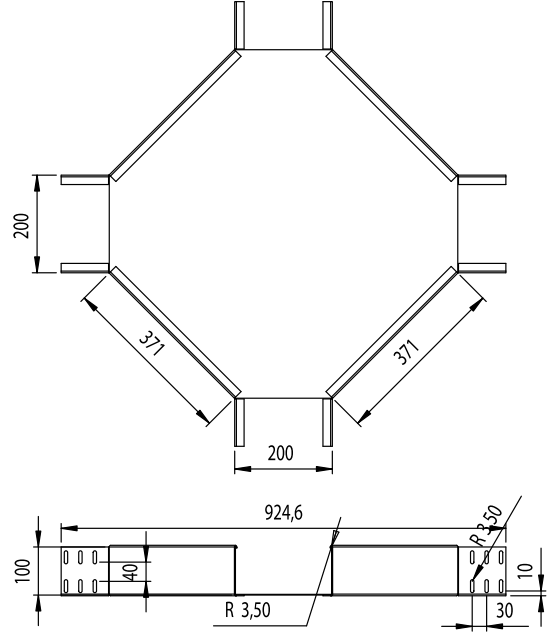



## Dörtlü Dönüşler Quadruple Horizontal Bends

450 Radius

Sipariş Kodu Order Code	a Genişlik Width (mm)	h Yükseklik Height (mm)	e Kalınlık Thickness (mm)	Ağırlık Weight (kg/ad)
KRC100ADD10015R450	100	100	1.5	7.882
KRC150ADD10015R450	150	100	1.5	8.642
KRC200ADD10015R450	200	100	1.5	9.460
KRC250ADD10015R450	250	100	1.5	10.337
KRC300ADD10020R450	300	100	2	15.031
KRC400ADD10020R450	400	100	2	17.763
KRC500ADD10020R450	500	100	2	20.809
KRC600ADD10020R450	600	100	2	24.169

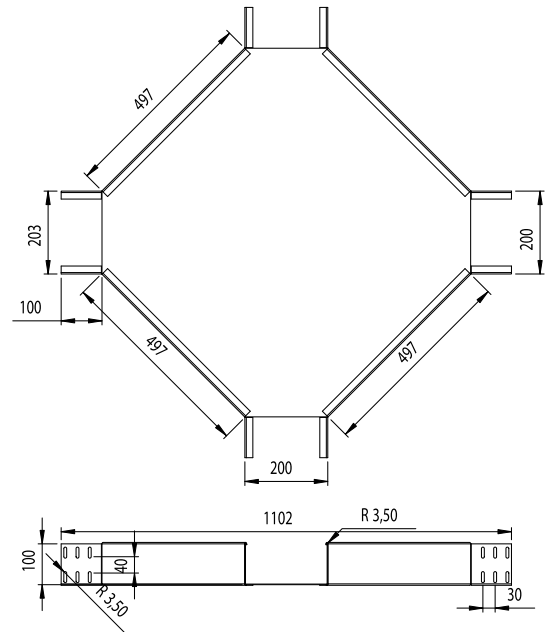

KRC200ADD10015R450



600 Radius

Sipariş Kodu Order Code	a Genişlik Width (mm)	h Yükseklik Height (mm)	e Kalınlık Thickness (mm)	Ağırlık Weight (kg/ad)
KRC100ADD10015R600	100	100	1.5	11.657
KRC150ADD10015R600	150	100	1.5	12.629
KRC200ADD10015R600	200	100	1.5	13.659
KRC250ADD10015R600	250	100	1.5	14.748
KRC300ADD10020R600	300	100	2	21.195
KRC400ADD10020R600	400	100	2	24.492
KRC500ADD10020R600	500	100	2	28.103
KRC600ADD10020R600	600	100	2	32.028

KRC200ADD10015R600



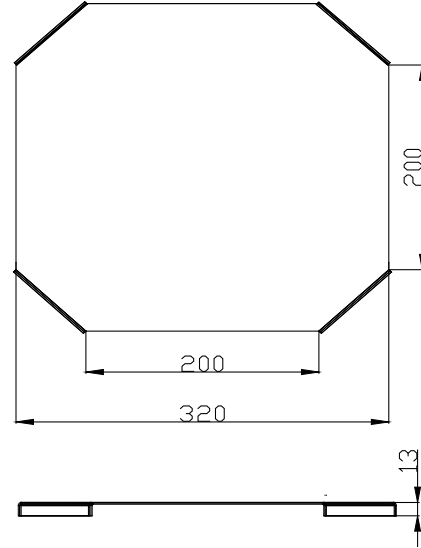
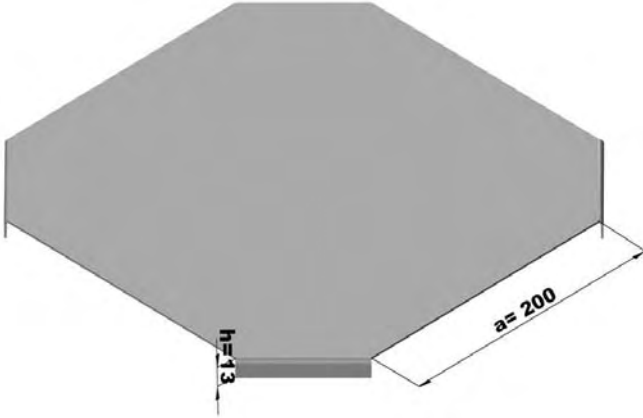
## Dörtü Dönüş Kapakları

### Quadruple Horizontal Bend Covers

90 Radius

Sipariş Kodu Order Code	a Genişlik Width (mm)	h Yükseklik Height (mm)	e Kalınlık Thickness (mm)	Ağırlık Weight (kg/ad)
KRC050ADDK1315	50	13	1.5	0.340
KRC100ADDK1315	100	13	1.5	0.519
KRC150ADDK1315	150	13	1.5	0.858
KRC200ADDK1315	200	13	1.5	1.206
KRC250ADDK1315	250	13	1.5	1.612
KRC300ADDK1320	300	13	2	2.769
KRC400ADDK1320	400	13	2	4.245
KRC500ADDK1320	500	13	2	6.035
KRC600ADDK1320	600	13	2	8.139

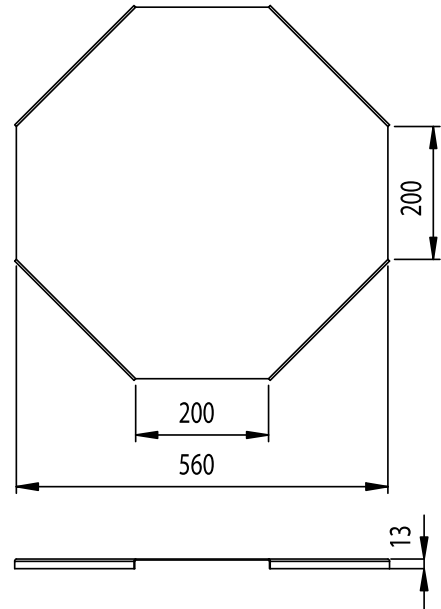
KRC200ADDK1315



300 Radius

Sipariş Kodu Order Code	a Genişlik Width (mm)	h Yükseklik Height (mm)	e Kalınlık Thickness (mm)	Ağırlık Weight (kg/ad)
KRC050ADDK1315R300	50	13	1.5	1.979
KRC100ADDK1315R300	100	13	1.5	2.492
KRC150ADDK1315R300	150	13	1.5	3.063
KRC200ADDK1315R300	200	13	1.5	3.693
KRC250ADDK1315R300	250	13	1.5	4.381
KRC300ADDK1320R300	300	13	2	6.839
KRC400ADDK1320R300	400	13	2	9.068
KRC500ADDK1320R300	500	13	2	11.612
KRC600ADDK1320R300	600	13	2	14.469

KRC200ADDK1315R300



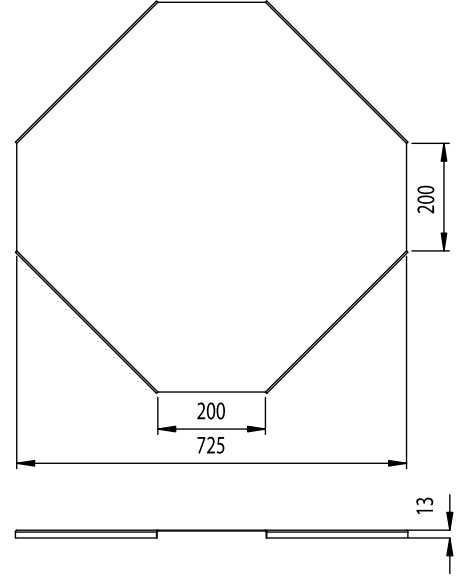
## Dörtlü Dönüşler

### Quadruple Horizontal Bends

450 Radius

Sipariş Kodu Order Code	a Genişlik Width (mm)	h Yükseklik Height (mm)	e Kalınlık Thickness (mm)	Ağırlık Weight (kg/ad)
KRC050ADDK1315R450	50	13	1.5	3.826
KRC100ADDK1315R450	100	13	1.5	4.526
KRC150ADDK1315R450	150	13	1.5	5.286
KRC200ADDK1315R450	200	13	1.5	6.104
KRC250ADDK1315R450	250	13	1.5	6.981
KRC300ADDK1320R450	300	13	2	10.557
KRC400ADDK1320R450	400	13	2	13.288
KRC500ADDK1320R450	500	13	2	16.334
KRC600ADDK1320R450	600	13	2	19.694

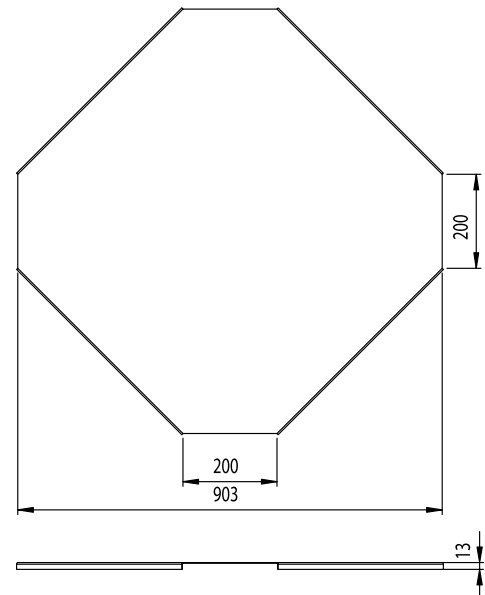
KRC200ADDK1315R450



600 Radius

Sipariş Kodu Order Code	a Genişlik Width (mm)	h Yükseklik Height (mm)	e Kalınlık Thickness (mm)	Ağırlık Weight (kg/ad)
KRC050ADDK1315R600	50	13	1.5	6.623
KRC100ADDK1315R600	100	13	1.5	7.536
KRC150ADDK1315R600	150	13	1.5	8.507
KRC200ADDK1315R600	200	13	1.5	9.538
KRC250ADDK1315R600	250	13	1.5	10.627
KRC300ADDK1320R600	300	13	2	15.700
KRC400ADDK1320R600	400	13	2	18.997
KRC500ADDK1320R600	500	13	2	22.608
KRC600ADDK1320R600	600	13	2	26.533

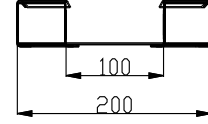
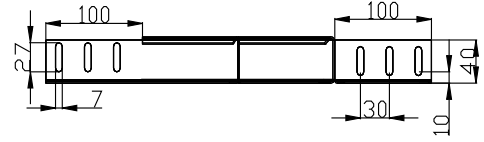
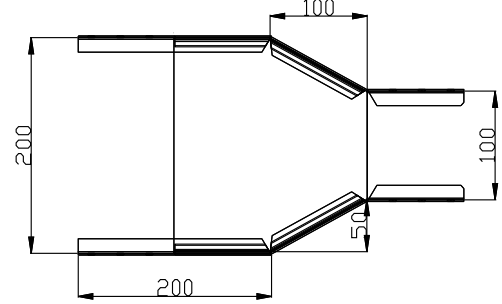
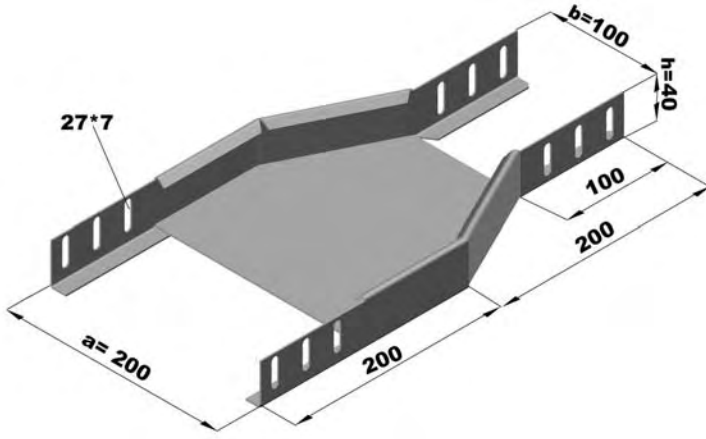
KRC200ADDK1315R600



Redüksiyonlar  
Reducing Angels

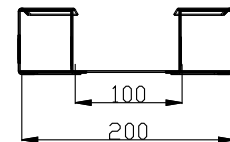
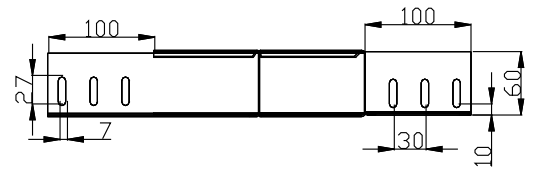
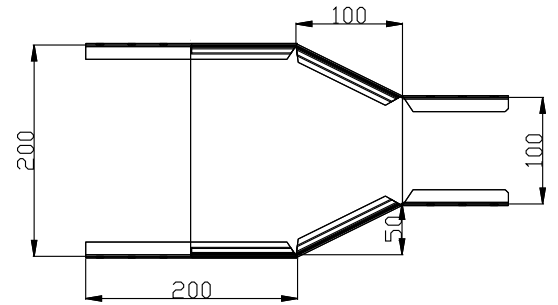
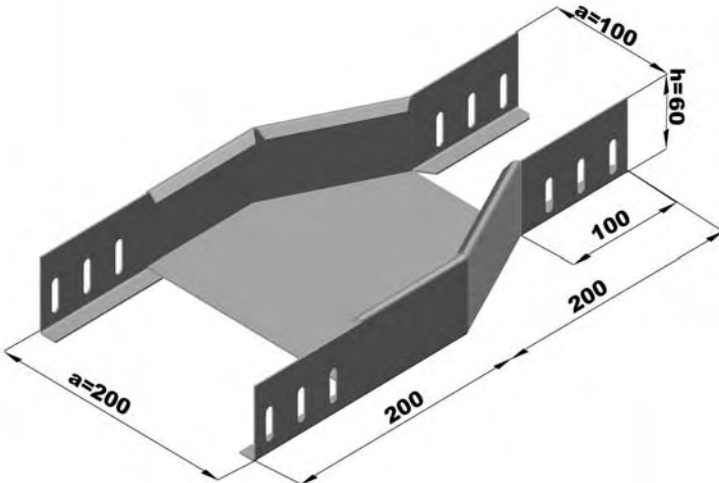
Sipariş Kodu Order Code	a Genişlik Width (mm)	h Yükseklik Height (mm)	e Kalınlık Thickness (mm)	Ağırlık Weight (kg/ad)
KRC100ARD4015	100	40	1.5	0.432
KRC150ARD4015	150	40	1.5	0.502
KRC200ARD4015	200	40	1.5	0.785
KRC250ARD4015	250	40	1.5	1.126
KRC300ARD4020	300	40	2	2.036
KRC400ARD4020	400	40	2	3.339
KRC500ARD4020	500	40	2	4.956
KRC600ARD4020	600	40	2	6.887

KRC200ARD4015



Sipariş Kodu Order Code	a Genişlik Width (mm)	h Yükseklik Height (mm)	e Kalınlık Thickness (mm)	Ağırlık Weight (kg/ad)
KRC100ARD6015	100	60	1.5	0.528
KRC150ARD6015	150	60	1.5	0.575
KRC200ARD6015	200	60	1.5	0.881
KRC250ARD6015	250	60	1.5	1.246
KRC300ARD6020	300	60	2	2.227
KRC400ARD6020	400	60	2	3.593
KRC500ARD6020	500	60	2	5.273
KRC600ARD6020	600	60	2	7.267

KRC200ARD6015

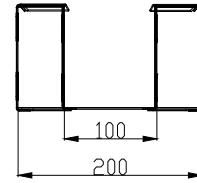
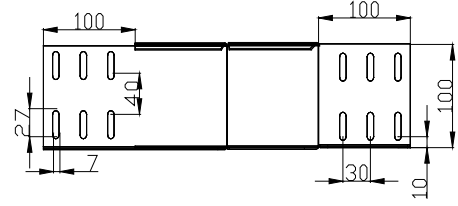
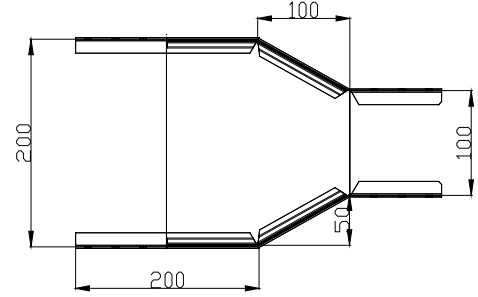
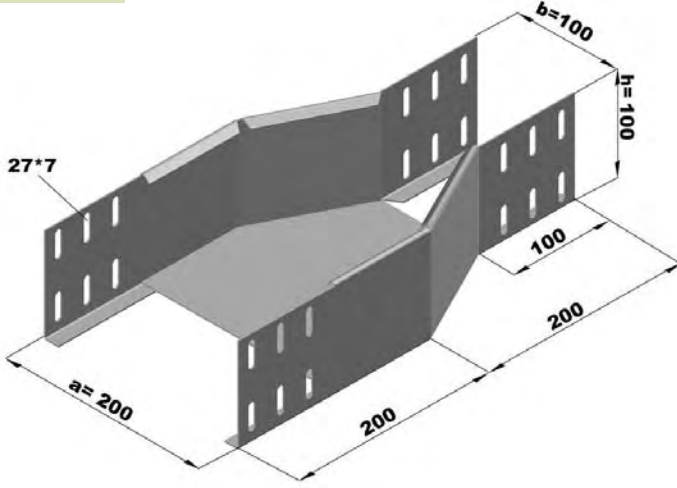




## Redüksiyonlar Reducing Angels

Sipariş Kodu Order Code	a Genişlik Width (mm)	h Yükseklik Height (mm)	e Kalınlık Thickness (mm)	Ağırlık Weight (kg/ad)
KRC150ARD10015	150	100	1.5	0.721
KRC200ARD10015	200	100	1.5	1.074
KRC250ARD10015	250	100	1.5	1.487
KRC300ARD10020	300	100	2	2.610
KRC400ARD10020	400	100	2	4.102
KRC500ARD10020	500	100	2	5.907
KRC600ARD10020	600	100	2	8.027

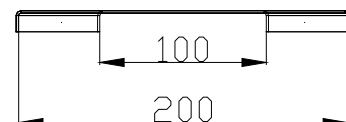
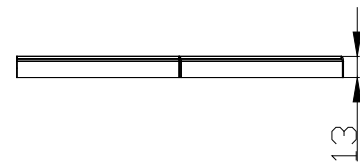
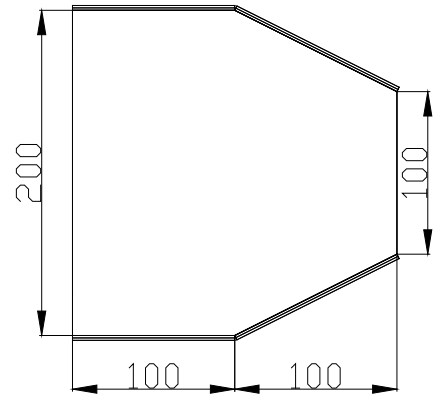

KRC200ARD10015



## Redüksiyon Kapakları Reducing Angel Covers

Sipariş Kodu Order Code	a Genişlik Width (mm)	h Yükseklik Height (mm)	e Kalınlık Thickness (mm)	Ağırlık Weight (kg/ad)
KRC100ARDK1315	100	13	1.5	0.147
KRC150ARDK1315	150	13	1.5	0.309
KRC200ARDK1315	200	13	1.5	0.530
KRC250ARDK1315	250	13	1.5	0.810
KRC300ARDK1320	300	13	2	1.531
KRC400ARDK1320	400	13	2	2.669
KRC500ARDK1320	500	13	2	4.121
KRC600ARDK1320	600	13	2	5.888

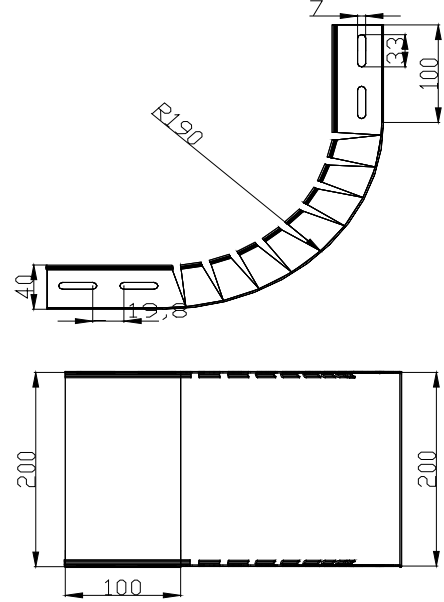
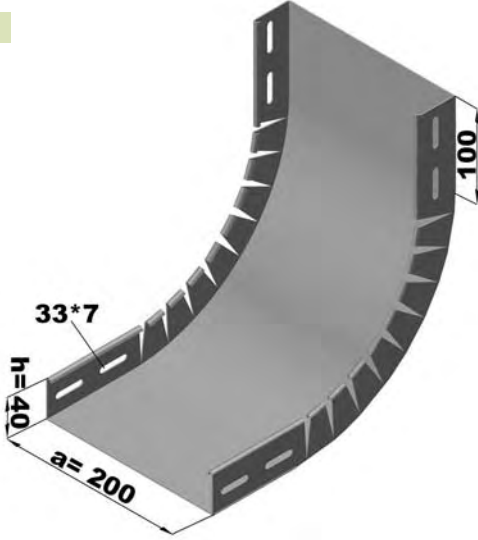
KRC200ARDK1315



İç ve Dış Bükey Dönüşler  
Vertical Inside & Outside Bends

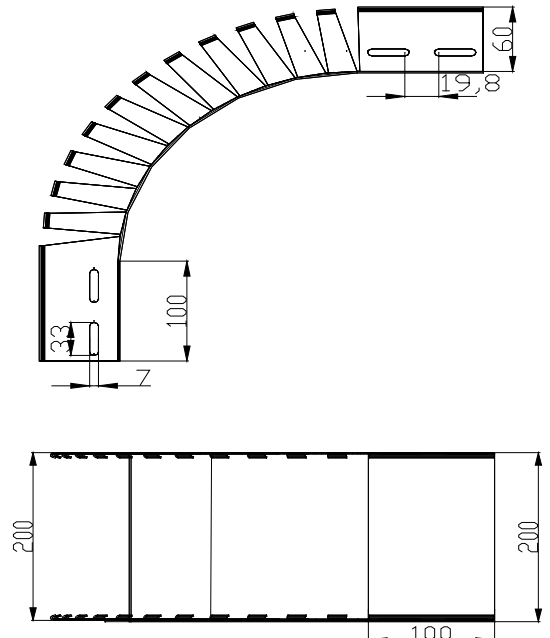
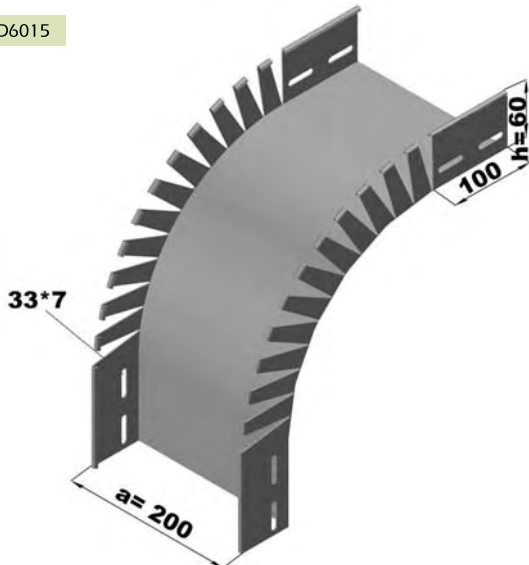
Sipariş Kodu Order Code	a Genişlik Width (mm)	h Yükseklik Height (mm)	e Kalınlık Thickness (mm)	Ağırlık Weight (kg/ad)
KRC050AID4015	50	40	1.5	0.854
KRC100AID4015	100	40	1.5	1.148
KRC150AID4015	150	40	1.5	1.442
KRC200AID4015	200	40	1.5	1.737
KRC250AID4015	250	40	1.5	2.031
KRC300AID4020	300	40	2	3.101
KRC400AID4020	400	40	2	3.886
KRC500AID4020	500	40	2	4.671
KRC600AID4020	600	40	2	5.456

KRC200AID4015



Sipariş Kodu Order Code	a Genişlik Width (mm)	h Yükseklik Height (mm)	e Kalınlık Thickness (mm)	Ağırlık Weight (kg/ad)
KRC050AID6015	50	60	1.5	1.089
KRC100AID6015	100	60	1.5	1.325
KRC150AID6015	150	60	1.5	1.678
KRC200AID6015	200	60	1.5	1.972
KRC250AID6015	250	60	1.5	2.267
KRC300AID6020	300	60	2	3.415
KRC400AID6020	400	60	2	4.200
KRC500AID6020	500	60	2	4.985
KRC600AID6020	600	60	2	5.770

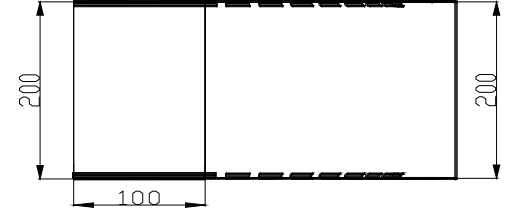
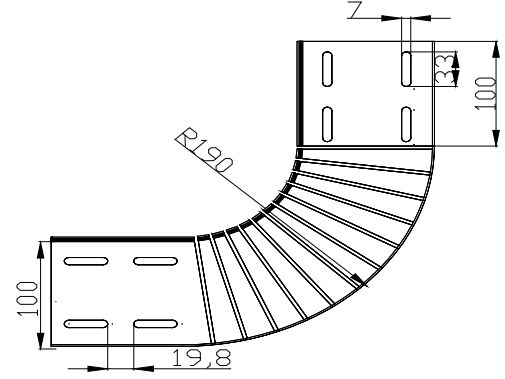
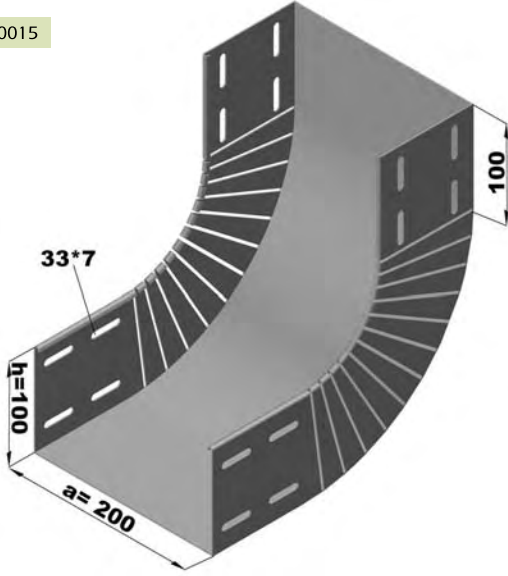
KRC200AID6015



## İç ve Dış Bükey Dönüşler Vertical Inside & Outside Bends

Sipariş Kodu Order Code	a Genişlik Width (mm)	h Yükseklik Height (mm)	e Kalınlık Thickness (mm)	Ağırlık Weight (kg/ad)
KRC100AID10015	100	100	1.5	1.855
KRC150AID10015	150	100	1.5	2.149
KRC200AID10015	200	100	1.5	2.443
KRC250AID10015	250	100	1.5	2.738
KRC300AID10020	300	100	2	4.043
KRC400AID10020	400	100	2	4.828
KRC500AID10020	500	100	2	5.613
KRC600AID10020	600	100	2	5.398

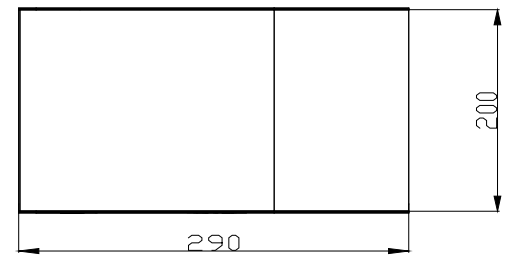
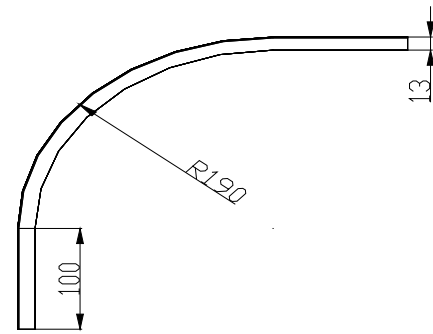
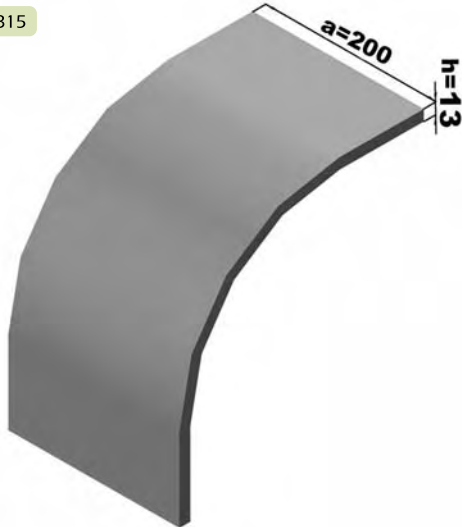
KRC200AID10015



## İç ve Dış Bükey Dönüş Kapakları Vertical Inside & Outside Bend Covers

Sipariş Kodu Order Code	a Genişlik Width (mm)	h Yükseklik Height (mm)	e Kalınlık Thickness (mm)	Ağırlık Weight (kg/ad)
KRC050AIDK1315	50	13	1.5	0.530
KRC100AIDK1315	100	13	1.5	0.833
KRC150AIDK1315	150	13	1.5	1.236
KRC200AIDK1315	200	13	1.5	1.590
KRC250AIDK1315	250	13	1.5	1.940
KRC300AIDK1320	300	13	2	3.062
KRC400AIDK1320	400	13	2	4.004
KRC500AIDK1320	500	13	2	4.946
KRC600AIDK1320	600	13	2	5.088

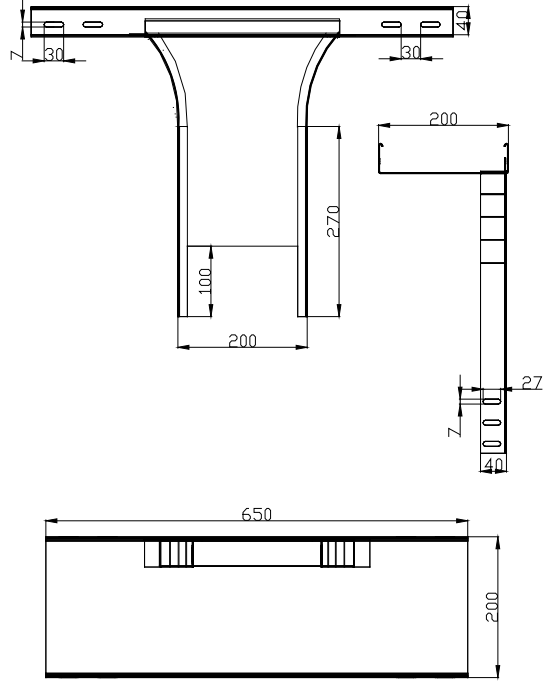
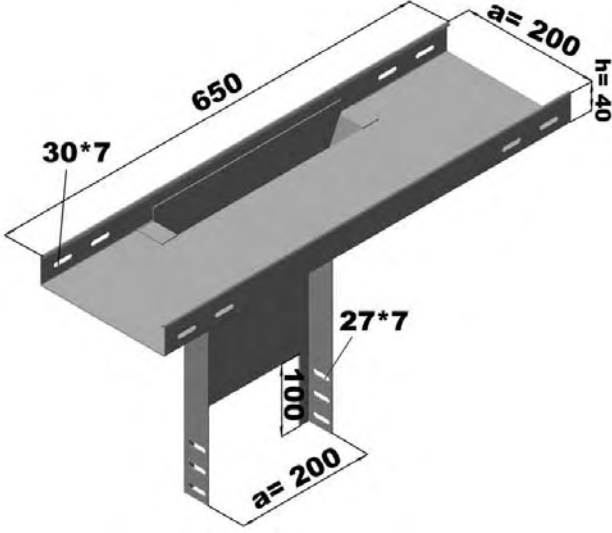
KRC200AIDK1315



Dikey T Bağlantılar  
Vertical "T" Connectors

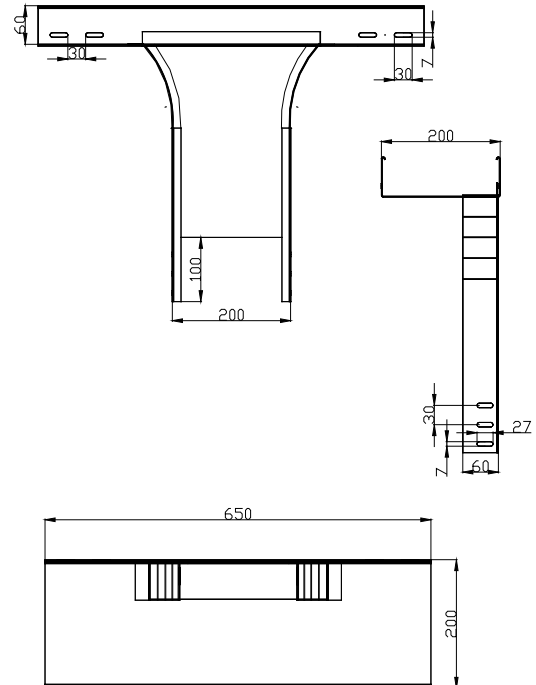
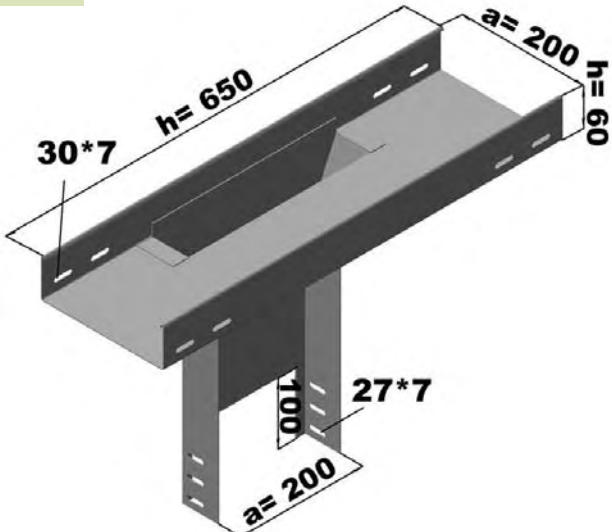
Sipariş Kodu Order Code	a Genişlik Width (mm)	h Yükseklik Height (mm)	e Kalınlık Thickness (mm)	Ağırlık Weight (kg/ad)
KRC050ADT4015	50	40	1.5	2.389
KRC100ADT4015	100	40	1.5	3.040
KRC150ADT4015	150	40	1.5	3.749
KRC200ADT4015	200	40	1.5	4.517
KRC250ADT4015	250	40	1.5	5.345
KRC300ADT4020	300	40	2	8.308
KRC400ADT4020	400	40	2	10.906
KRC500ADT4020	500	40	2	13.818
KRC600ADT4020	600	40	2	17.045

KRC200ADT4015



Sipariş Kodu Order Code	a Genişlik Width (mm)	h Yükseklik Height (mm)	e Kalınlık Thickness (mm)	Ağırlık Weight (kg/ad)
KRC100ADT6015	100	60	1.5	3.548
KRC150ADT6015	150	60	1.5	4.281
KRC200ADT6015	200	60	1.5	5.073
KRC250ADT6015	250	60	1.5	5.924
KRC300ADT6020	300	60	2	9.111
KRC400ADT6020	400	60	2	11.773
KRC500ADT6020	500	60	2	14.748
KRC600ADT6020	600	60	2	18.037

KRC200ADT6015

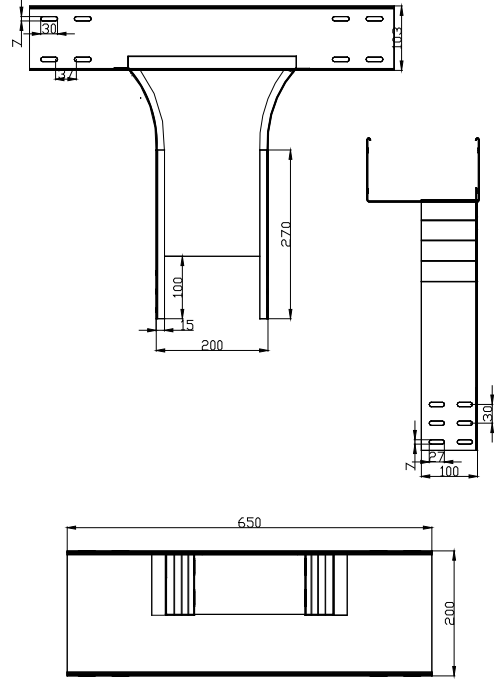
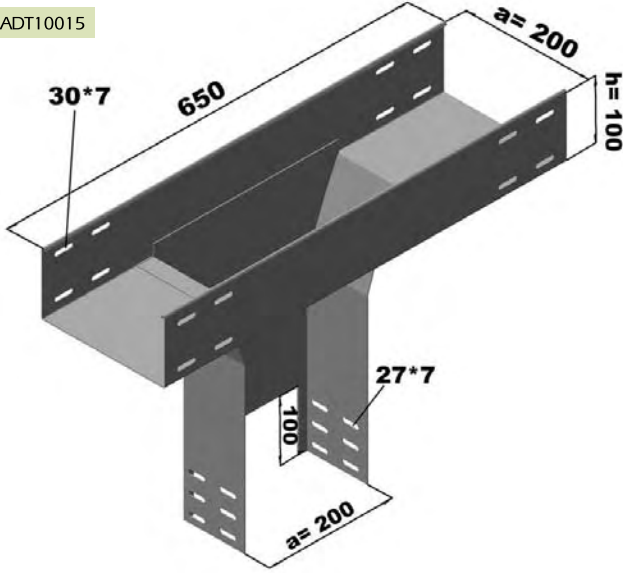


## Dikey T Bağlantılar

### Vertical "T" Connectors

Sipariş Kodu Order Code	a Genişlik Width (mm)	h Yükseklik Height (mm)	e Kalınlık Thickness (mm)	Ağırlık Weight (kg/ad)
KRC100ADT10015	100	100	1.5	4.566
KRC150ADT10015	150	100	1.5	5.346
KRC200ADT10015	200	100	1.5	6.185
KRC250ADT10015	250	100	1.5	7.083
KRC300ADT10020	300	100	2	10.199
KRC400ADT10020	400	100	2	13.506
KRC500ADT10020	500	100	2	16.607
KRC600ADT10020	600	100	2	20.021

KRC200ADT10015

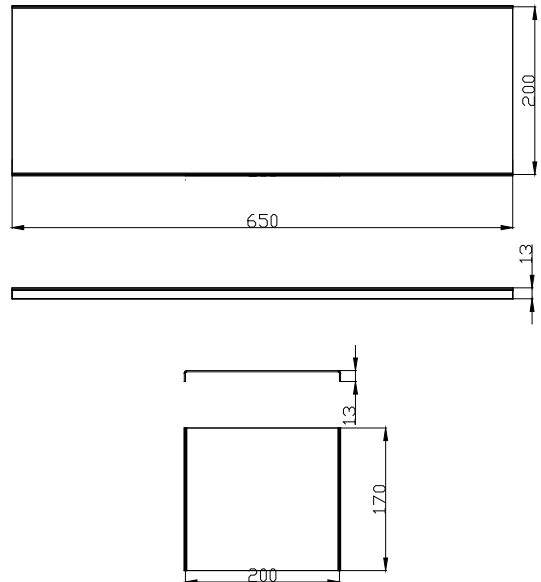
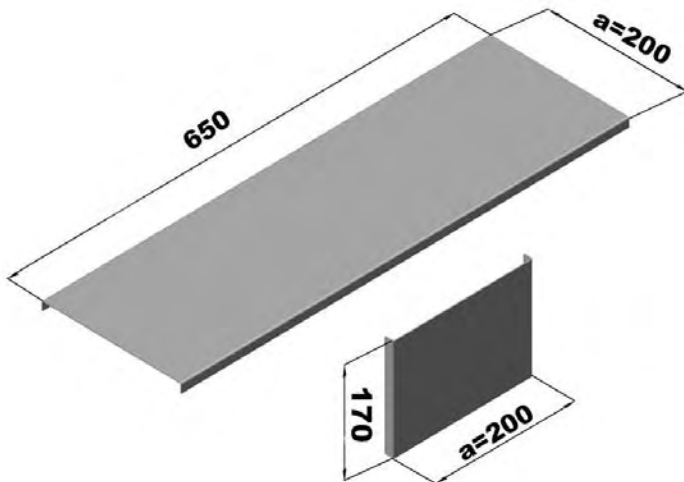


## Dikey T Bağlantı Kapakları

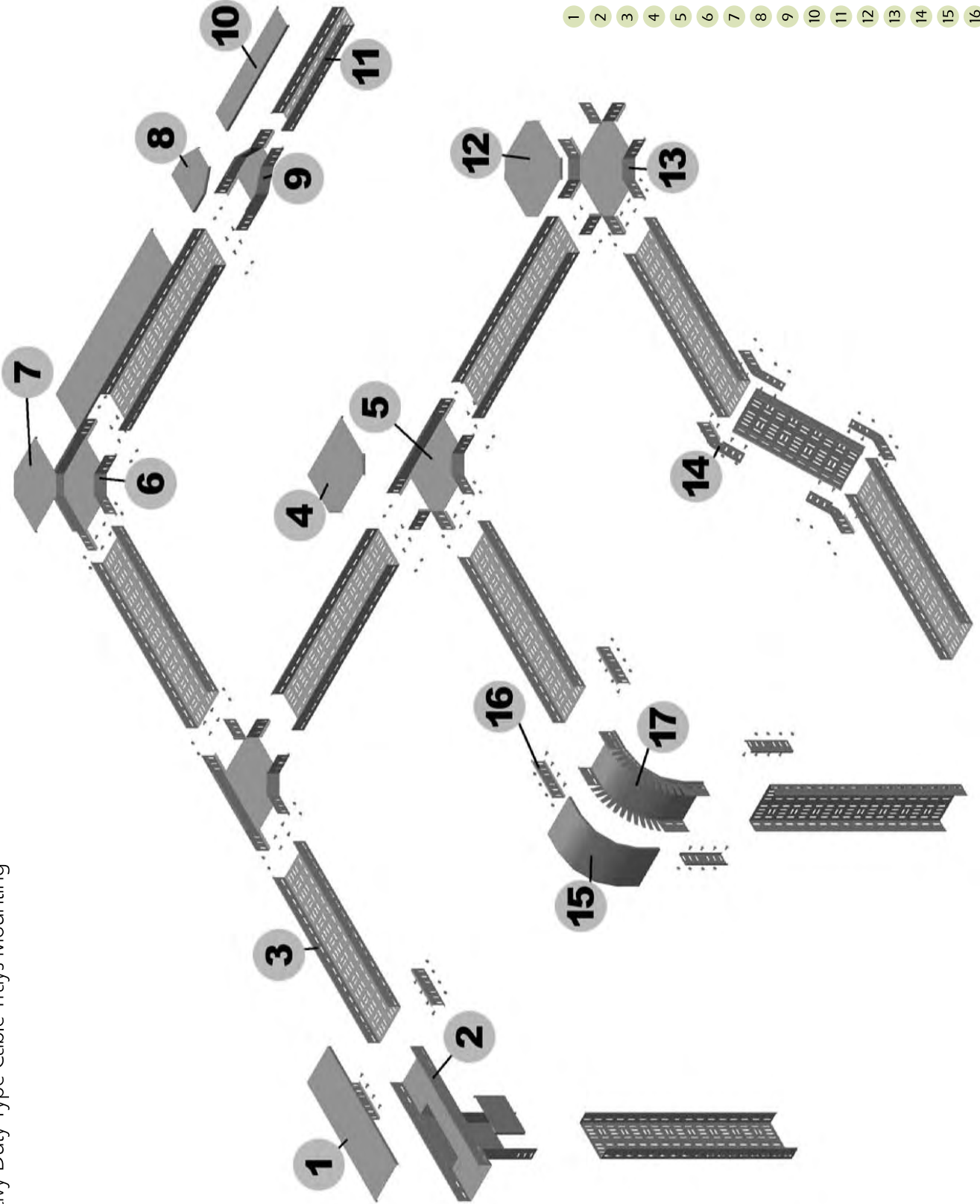
### Vertical "T" Connector Covers

Sipariş Kodu Order Code	a Genişlik Width (mm)	h Yükseklik Height (mm)	e Kalınlık Thickness (mm)	Ağırlık Weight (kg/ad)
KRC050ADTK1315	50	13	1.5	0.671
KRC100ADTK1315	100	13	1.5	1.192
KRC150ADTK1315	150	13	1.5	1.772
KRC200ADTK1315	200	13	1.5	2.415
KRC250ADTK1315	250	13	1.5	3.109
KRC300ADTK1320	300	13	2	5.154
KRC400ADTK1320	400	13	2	7.406
KRC500ADTK1320	500	13	2	9.943
KRC600ADTK1320	600	13	2	12.854

KRC200ADTK1315




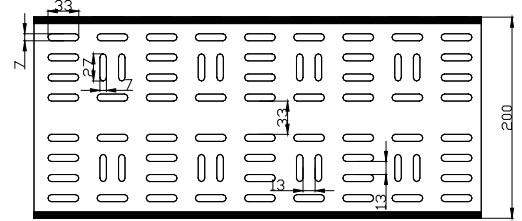
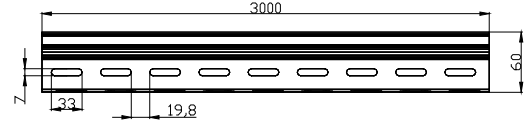
**Ağır Hizmet Tipi Kablo Kanalları Montaj**  
Heavy Duty Type Cable Trays Mounting




- 1 KRC200ADTKI315
- 2 KRC200ADT6015
- 3 KRC200A6015
- 4 KRC200ATDKI315
- 5 KRC200ATD6015
- 6 KRC200AKD6015
- 7 KRC200AKDKI315
- 8 KRC200ARDKI315
- 9 KRC200ARD6015
- 10 KRC100AKKI315
- 11 KRC100A6015
- 12 KRC200ADDKI315
- 13 KRC200ADD6015
- 14 KRC060SDE
- 15 KRC200AIDKI315
- 16 KRC060AEK015
- 17 KRC200AID6015

## Geçme Kapaklı Kablo Kanalları Cover Fit Into Cable Trays

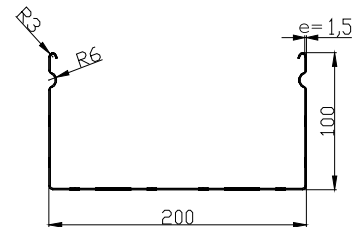
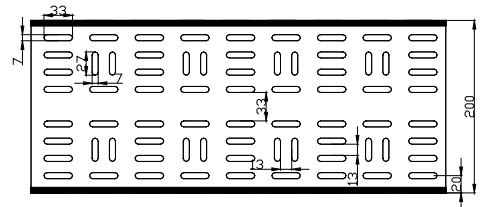
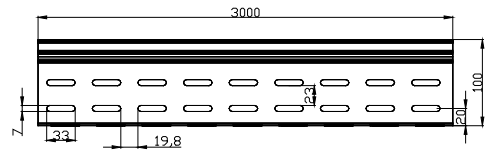
Sipariş Kodu Order Code	a Genişlik Width (mm)	h Yükseklik Height (mm)	e Kalınlık Thickness (mm)	l Uzunluk Length (mm)	Ağırlık Weight (kg/m)
KRC050G6010	50	60	1	3000	1.531
KRC100G6010	100	60	1	3000	1.845
KRC100G6015	100	60	1.5	3000	2.767
KRC150G6010	150	60	1	3000	2.316
KRC150G6015	150	60	1.5	3000	3.474
KRC200G6010	200	60	1	3000	2.787
KRC200G6012	200	60	1.2	3000	3.250
KRC200G6015	200	60	1.5	3000	4.062
KRC250G6015	250	60	1.5	3000	4.651
KRC300G6015	300	60	1.5	3000	5.240
KRC400G6015	400	60	1.5	3000	6.417
KRC500G6015	500	60	1.5	3000	7.595
KRC600G6015	600	60	1.5	3000	8.772



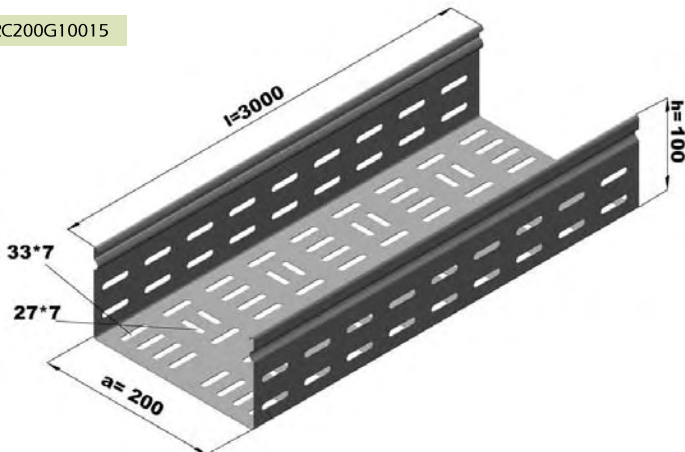
KRC200G6015



Sipariş Kodu Order Code	a Genişlik Width (mm)	h Yükseklik Height (mm)	e Kalınlık Thickness (mm)	l Uzunluk Length (mm)	Ağırlık Weight (kg/m)
KRC100G10010	100	100	1	3000	2.551
KRC100G10015	100	100	1.5	3000	3.827
KRC150G10010	150	100	1	3000	2.944
KRC150G10015	150	100	1.5	3000	4.416
KRC200G10010	200	100	1	3000	3.415
KRC200G10012	200	100	1.2	3000	4.004
KRC200G10015	200	100	1.5	3000	5.004
KRC250G10015	250	100	1.5	3000	5.593
KRC300G10015	300	100	1.5	3000	6.182
KRC400G10015	400	100	1.5	3000	7.359
KRC500G10015	500	100	1.5	3000	8.537
KRC600G10015	600	100	1.5	3000	9.714

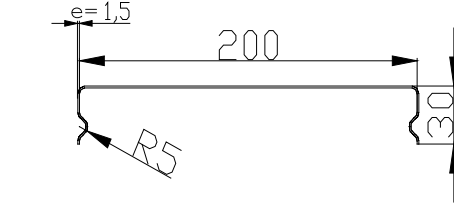
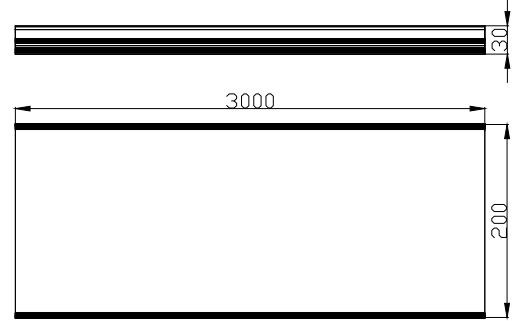


KRC200G10015




## Kanal Kapakları Tray Covers

Sipariş Kodu Order Code	a Genişlik Width (mm)	h Yükseklik Height (mm)	e Kalınlık Thickness (mm)	l Uzunluk Length (mm)	Ağırlık Weight (kg/m)
KRC050GKK3010	50	30	1	3000	0.942
KRC100GKK3010	100	30	1	3000	1.335
KRC150GKK3010	150	30	1	3000	1.727
KRC200GKK3010	200	30	1	3000	2.120
KRC250GKK3010	250	30	1	3000	2.512
KRC300GKK3010	300	30	1	3000	2.905
KRC400GKK3010	400	30	1	3000	3.690
KRC500GKK3010	500	30	1	3000	4.475
KRC600GKK3010	600	30	1	3000	5.260

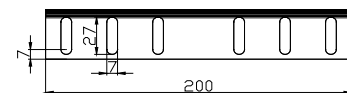
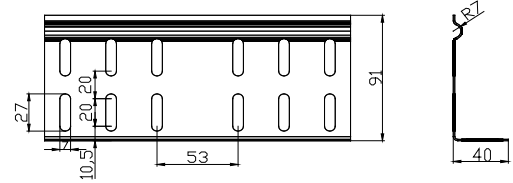
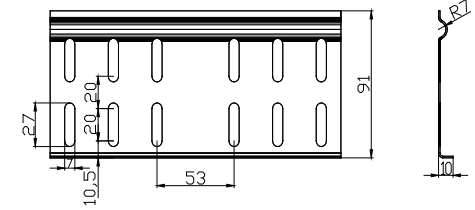
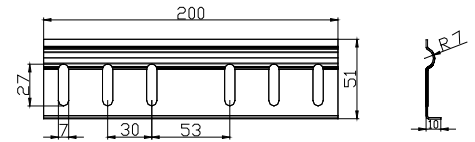


KRC200GKK3010




## Ek Elemanı Connector Part


Sipariş Kodu Order Code	l Uzunluk Length (mm)	h Yükseklik Height (mm)	e Kalınlık Thickness (mm)	Ağırlık Weight (kg/ad)
KRC060GEK010	200	60	1.5	0.236
KRC100GEK010	200	100	1.5	0.330
KRC060GEK040	200	60	1.5	0.250
KRC100GEK040	200	100	1.5	0.350




KRC060GEK10



KRC100GEK10



KRC100GEK40

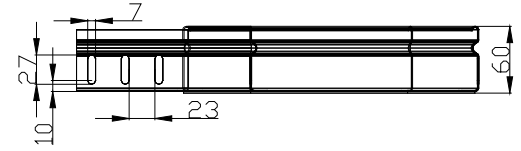
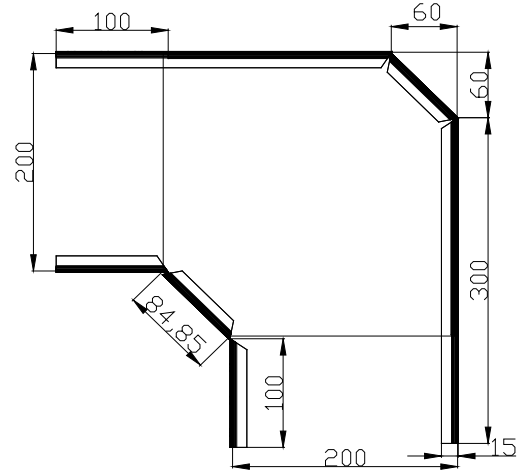
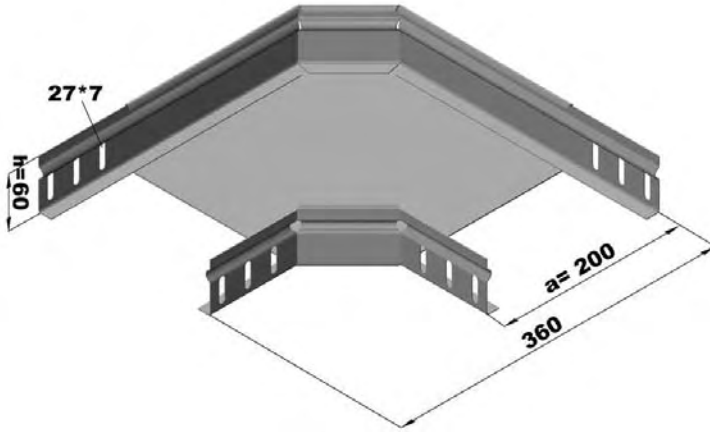




## Yatay Dönüşler Horizontal Bends

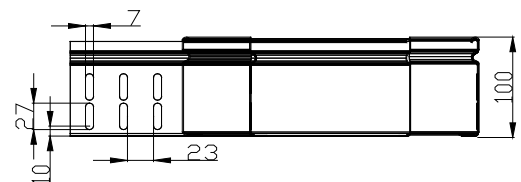
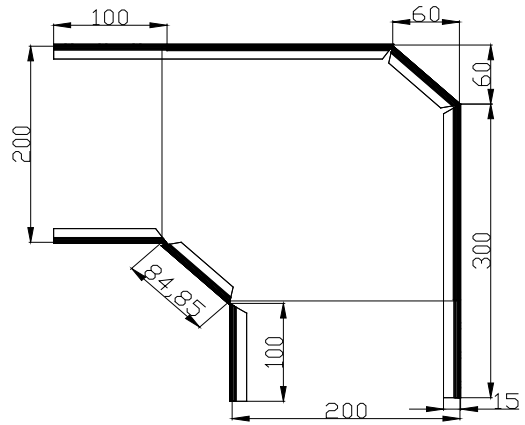
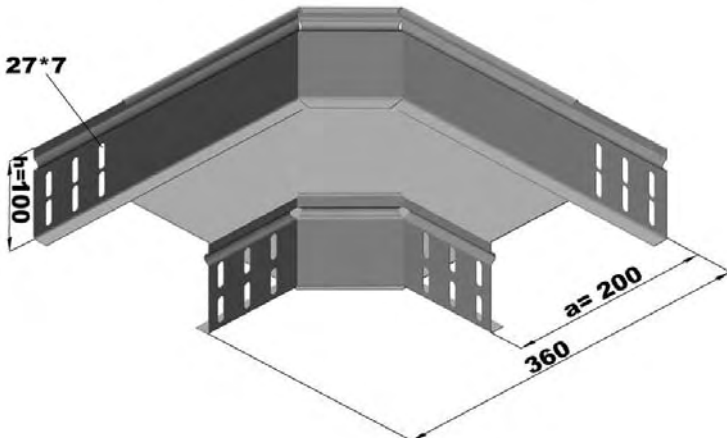
Sipariş Kodu Order Code	a Genişlik Width (mm)	h Yükseklik Height (mm)	e Kalınlık Thickness (mm)	Ağırlık Weight (kg/ad)
KRC050GKD6015	200	50	1.5	0.853
KRC100GKD6015	200	100	1.5	1.117
KRC150GKD6015	200	150	1.5	1.441
KRC200GKD6015	200	200	1.5	1.824
KRC250GKD6015	200	250	1.5	2.266
KRC300GKD6015	200	300	1.5	2.766
KRC400GKD6015	200	400	1.5	3.943
KRC500GKD6015	200	500	1.5	5.356
KRC600GKD6015	200	600	1.5	7.009

KRC200GKD6015



Sipariş Kodu Order Code	a Genişlik Width (mm)	h Yükseklik Height (mm)	e Kalınlık Thickness (mm)	Ağırlık Weight (kg/ad)
KRC100GKD10015	100	100	1.5	1.480
KRC150GKD10015	150	100	1.5	1.851
KRC200GKD10015	200	100	1.5	2.281
KRC250GKD10015	250	100	1.5	2.769
KRC300GKD10015	300	100	1.5	3.317
KRC400GKD10015	400	100	1.5	4.589
KRC500GKD10015	500	100	1.5	6.096
KRC600GKD10015	600	100	1.5	7.839

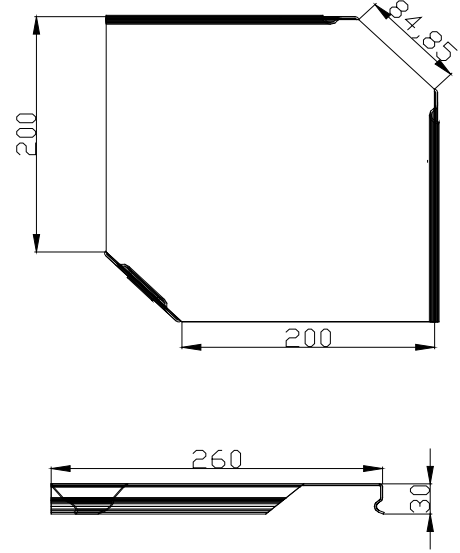

KRC200GKD10015



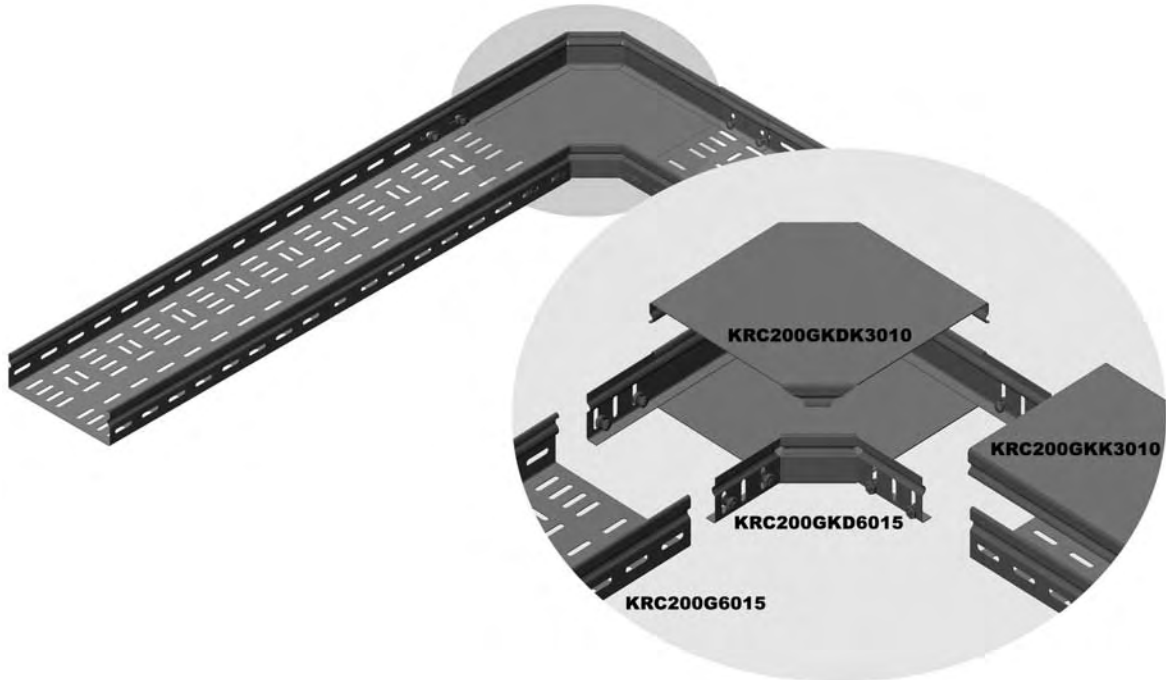
## Yatay Dönüş Kapakları Horizontal Bends Covers

Sipariş Kodu Order Code	a Genişlik Width (mm)	h Yükseklik Height (mm)	e Kalınlık Thickness (mm)	Ağırlık Weight (kg/ad)
KRC050GKDK3010	50	30	1	0.177
KRC100GKDK3010	100	30	1	0.314
KRC150GKDK3010	150	30	1	0.491
KRC200GKDK3010	200	30	1	0.707
KRC250GKDK3010	250	30	1	0.962
KRC300GKDK3010	300	30	1	1.256
KRC400GKDK3010	400	30	1	1.963
KRC500GKDK3010	500	30	1	2.826
KRC600GKDK3010	600	30	1	3.847

KRC200GKDK3010



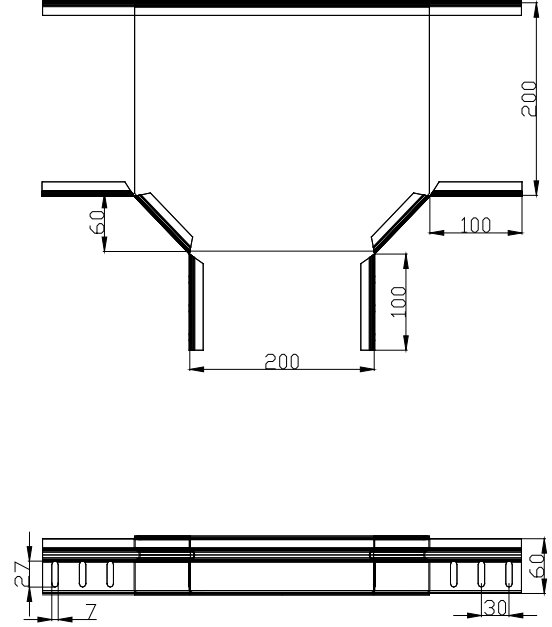
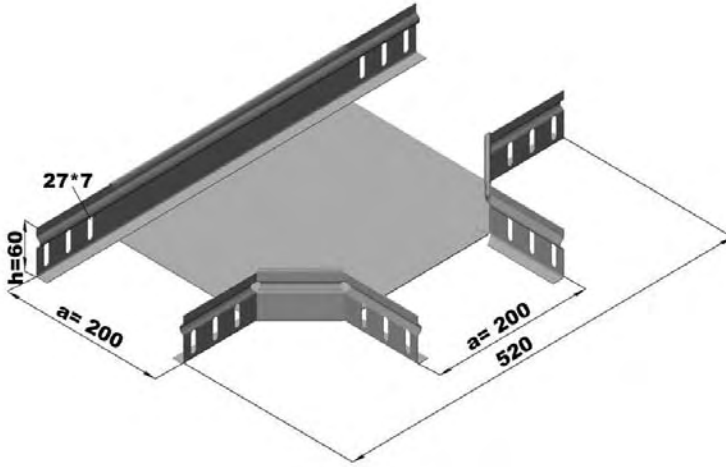
## Yatay Dönüş Montajı Horizontal Bend Mounting



## T Dönüşler Horizontal "T" Bends

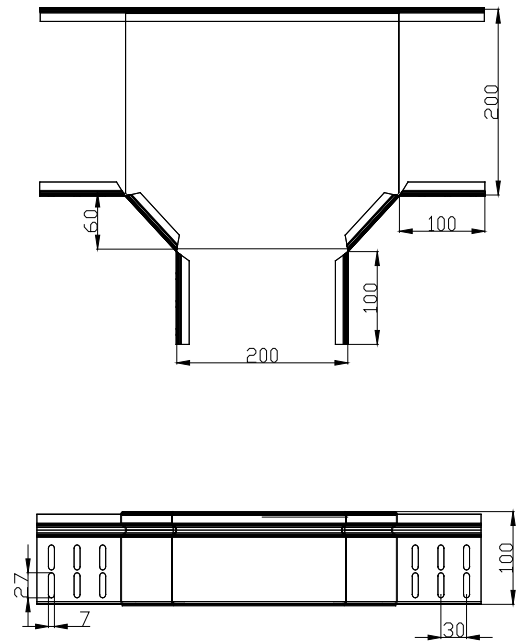
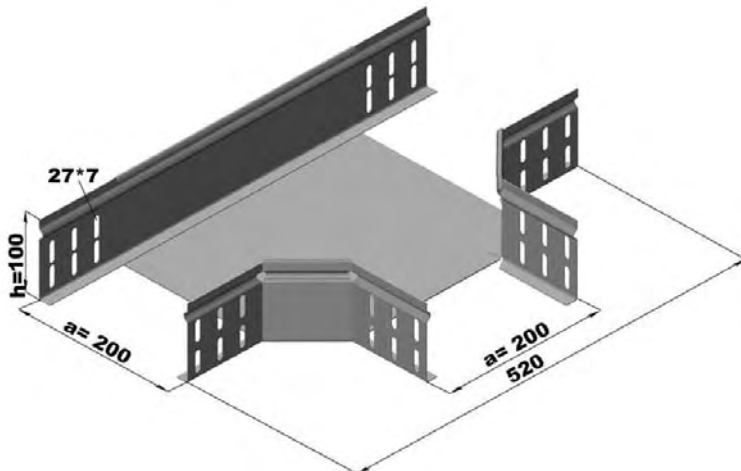
Sipariş Kodu Order Code	a Genişlik Width (mm)	h Yükseklik Height (mm)	e Kalınlık Thickness (mm)	Ağırlık Weight (kg/ad)
KRC050GTD6015	50	60	1.5	1.216
KRC100GTD6015	100	60	1.5	1.464
KRC150GTD6015	150	60	1.5	1.770
KRC200GTD6015	200	60	1.5	2.135
KRC250GTD6015	250	60	1.5	2.559
KRC300GTD6015	300	60	1.5	3.041
KRC400GTD6015	400	60	1.5	4.184
KRC500GTD6015	500	60	1.5	5.561
KRC600GTD6015	600	60	1.5	7.175

KRC200GTD6015



Sipariş Kodu Order Code	a Genişlik Width (mm)	h Yükseklik Height (mm)	e Kalınlık Thickness (mm)	Ağırlık Weight (kg/ad)
KRC100GTD10015	100	100	1.5	1.930
KRC150GTD10015	150	100	1.5	2.260
KRC200GTD10015	200	100	1.5	2.648
KRC250GTD10015	250	100	1.5	3.096
KRC300GTD10015	300	100	1.5	3.602
KRC400GTD10015	400	100	1.5	4.791
KRC500GTD10015	500	100	1.5	6.216
KRC600GTD10015	600	100	1.5	7.876

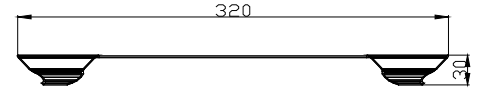
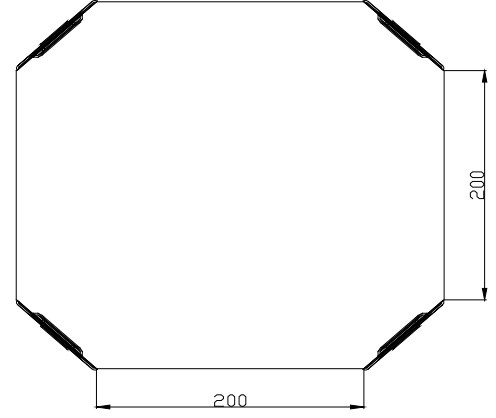
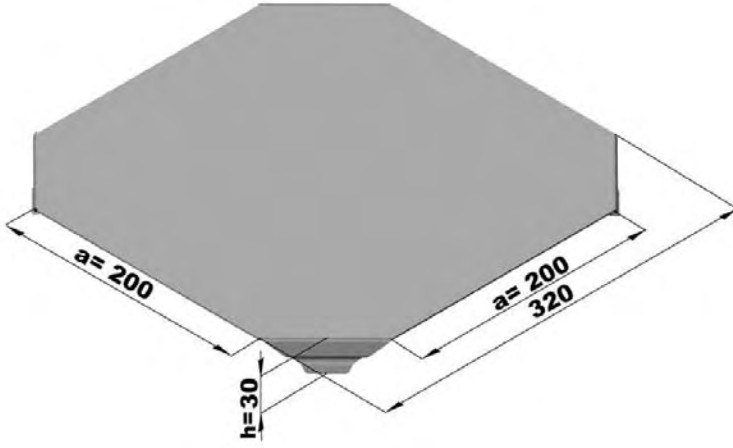
KRC200GTD10015



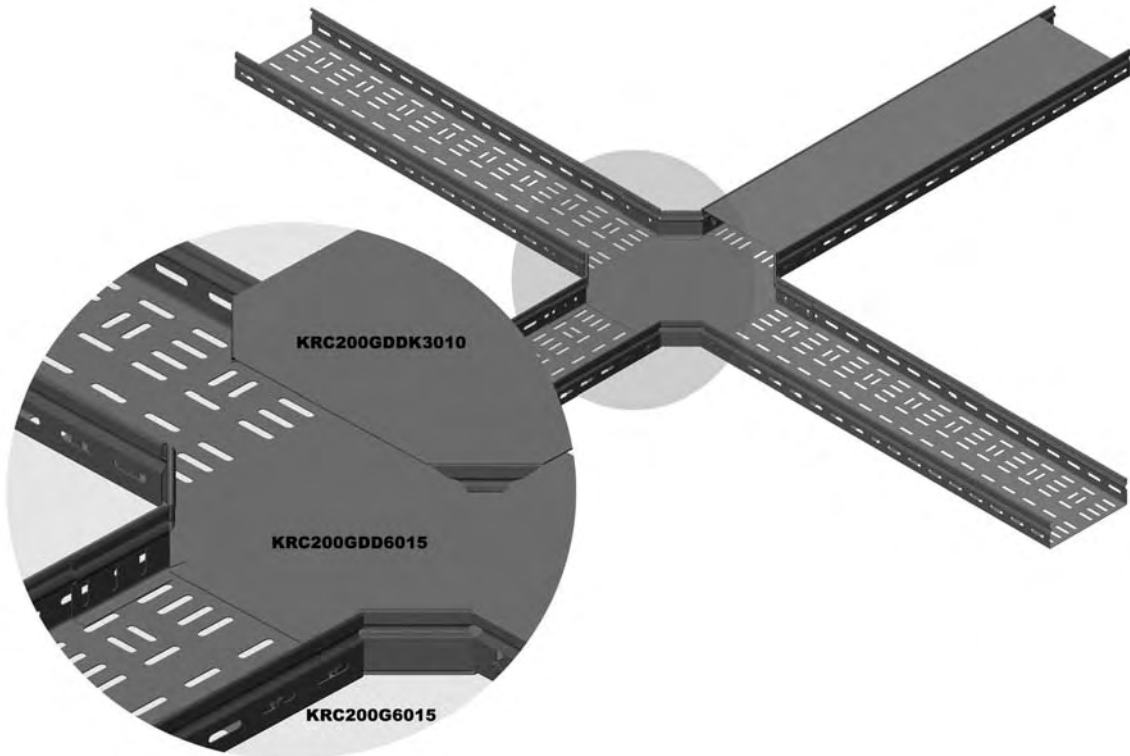
## Dörtlü Dönüş Kapakları Quadruple Horizontal Bend Covers

Sipariş Kodu Order Code	a Genişlik Width (mm)	h Yükseklik Height (mm)	e Kalınlık Thickness (mm)	Ağırlık Weight (kg/ad)
KRC050GDDK3010	50	30	1	0.240
KRC100GDDK3010	100	30	1	0.363
KRC150GDDK3010	150	30	1	0.594
KRC200GDDK3010	200	30	1	0.829
KRC250GDDK3010	250	30	1	1.104
KRC300GDDK3010	300	30	1	1.418
KRC400GDDK3010	400	30	1	2.164
KRC500GDDK3010	500	30	1	3.067
KRC600GDDK3010	600	30	1	4.594

KRC200GDDK3010



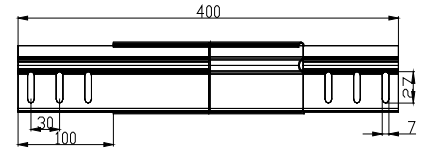
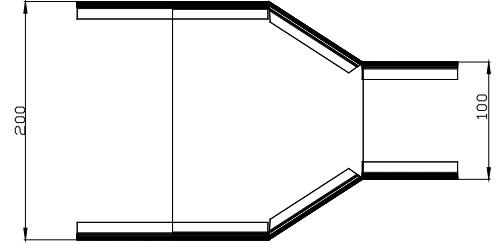
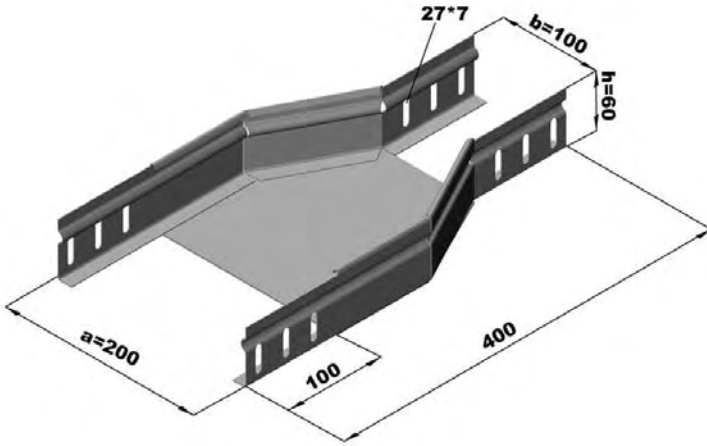
## Dörtlü Dönüş Montaj Quadruple Horizontal Bend Mounting



## Redüksiyonlar Reducing Angels

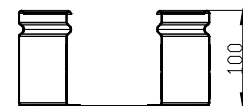
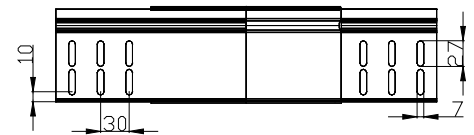
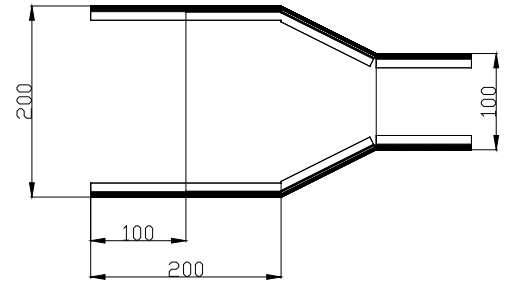
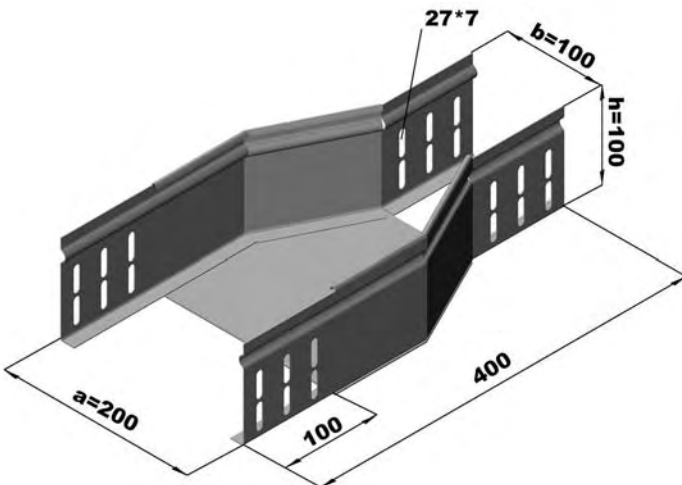
Sipariş Kodu Order Code	a Genişlik Width (mm)	h Yükseklik Height (mm)	e Kalınlık Thickness (mm)	Ağırlık Weight (kg/ad)
KRC100GRD6015	100	60	1.5	0.552
KRC150GRD6015	150	60	1.5	0.593
KRC200GRD6015	200	60	1.5	0.905
KRC250GRD6015	250	60	1.5	1.276
KRC300GRD6015	300	60	1.5	1.706
KRC400GRD6015	400	60	1.5	2.742
KRC500GRD6015	500	60	1.5	4.014
KRC600GRD6015	600	60	1.5	5.521

KRC200GRD6015



Sipariş Kodu Order Code	a Genişlik Width (mm)	h Yükseklik Height (mm)	e Kalınlık Thickness (mm)	Ağırlık Weight (kg/ad)
KRC150GRD10015	150	100	1.5	0.739
KRC200GRD10015	200	100	1.5	1.099
KRC250GRD10015	250	100	1.5	1.517
KRC300GRD10015	300	100	1.5	1.994
KRC400GRD10015	400	100	1.5	3.124
KRC500GRD10015	500	100	1.5	4.490
KRC600GRD10015	600	100	1.5	6.091

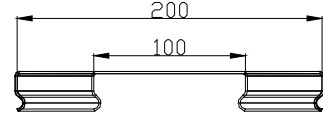
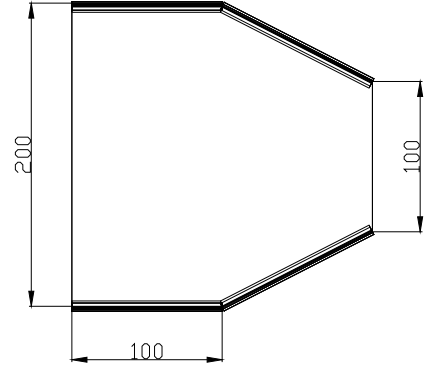

KRC200GRD10015



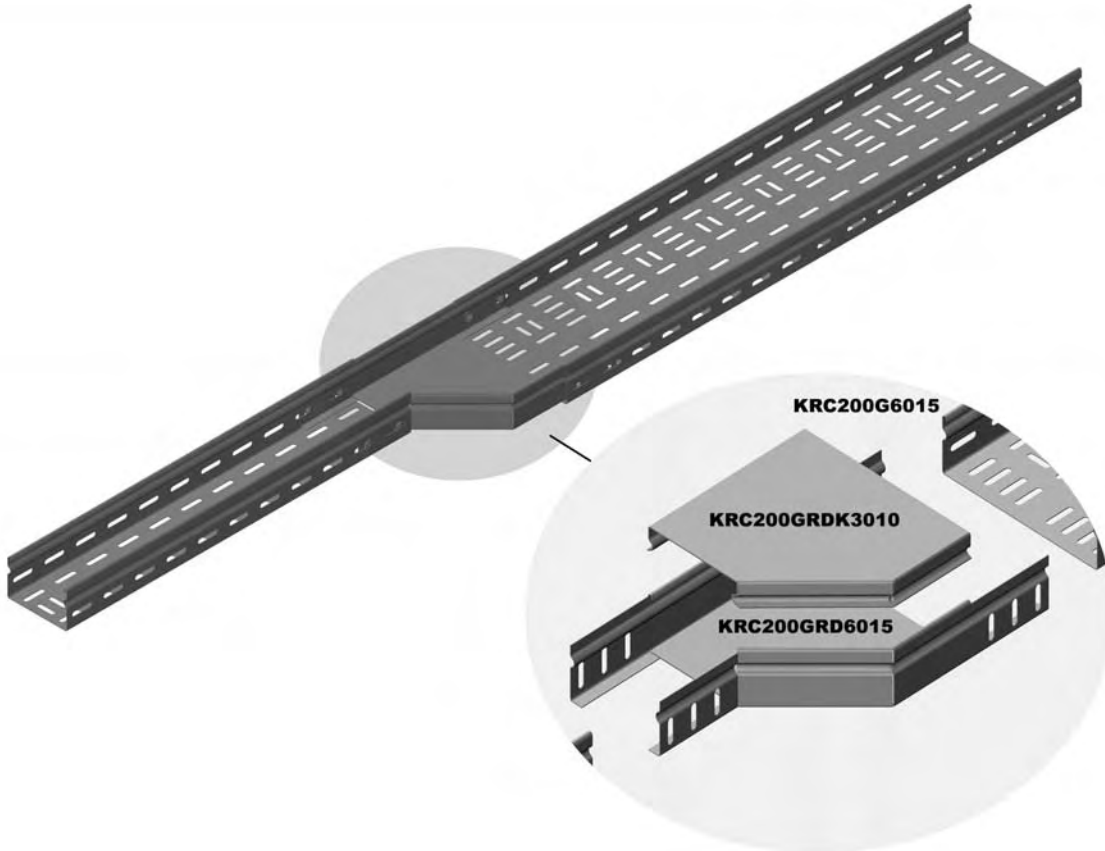
## Redüksiyon Kapakları Reducing Angel Covers

Sipariş Kodu Order Code	a Genişlik Width (mm)	h Yükseklik Height (mm)	e Kalınlık Thickness (mm)	Ağırlık Weight (kg/ad)
KRC100GRDK3010	100	30	1	0.133
KRC150GRDK3010	150	30	1	0.259
KRC200GRDK3010	200	30	1	0.424
KRC250GRDK3010	250	30	1	0.628
KRC300GRDK3010	300	30	1	0.872
KRC400GRDK3010	400	30	1	1.476
KRC500GRDK3010	500	30	1	2.238
KRC600GRDK3010	600	30	1	3.156

KRC200GRDK3010



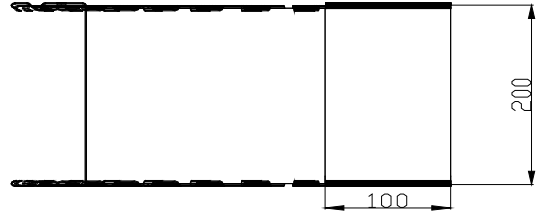
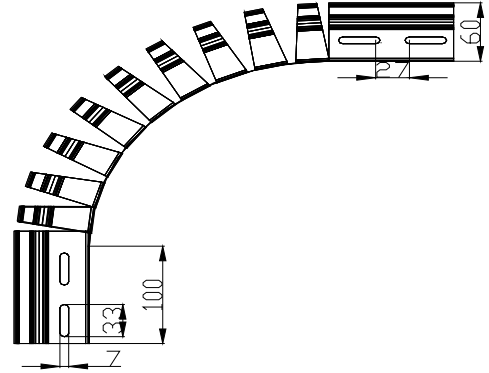
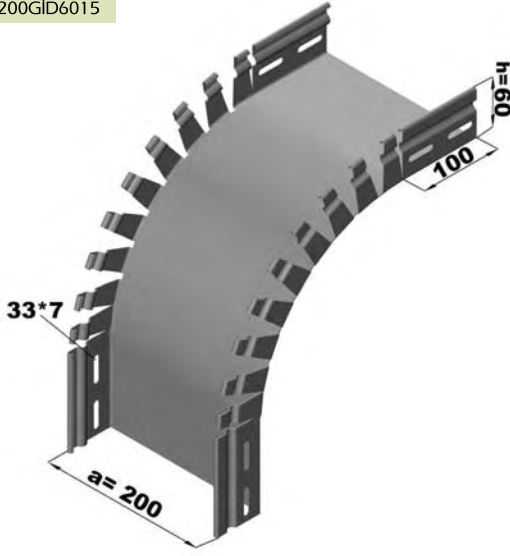
## Redüksiyon Montaj Reducing Angel Mounting



## İç ve Dış Bükey Dönüşler Vertical Inside & Outside Bends

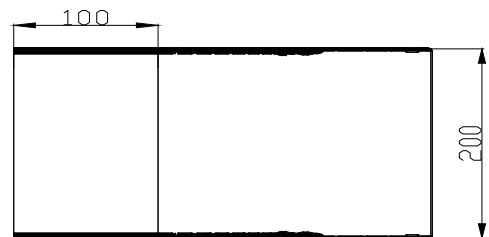
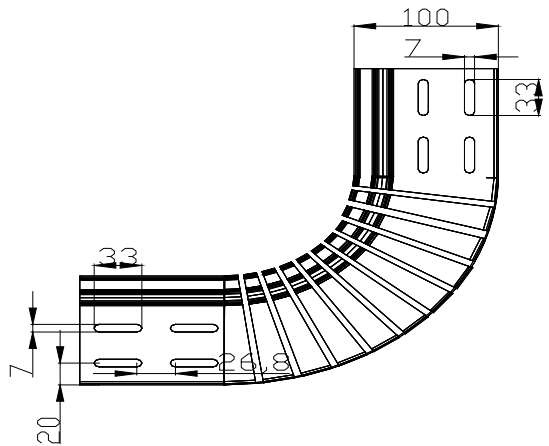
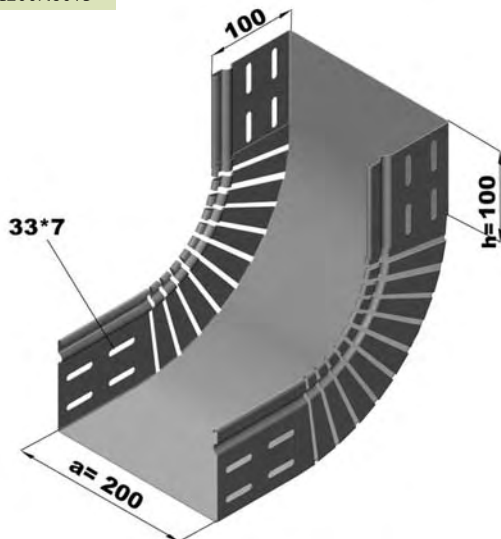
Sipariş Kodu Order Code	a Genişlik Width (mm)	h Yükseklik Height (mm)	e Kalınlık Thickness (mm)	Ağırlık Weight (kg/ad)
KRC050GID6015	50	60	1.5	1.148
KRC100GID6015	100	60	1.5	1.384
KRC150GID6015	150	60	1.5	1.737
KRC200GID6015	200	60	1.5	2.031
KRC250GID6015	250	60	1.5	2.326
KRC300GID6015	300	60	1.5	2.620
KRC400GID6015	400	60	1.5	3.209
KRC500GID6015	500	60	1.5	3.797
KRC600GID6015	600	60	1.5	4.386

KRC200GID6015



Sipariş Kodu Order Code	a Genişlik Width (mm)	h Yükseklik Height (mm)	e Kalınlık Thickness (mm)	Ağırlık Weight (kg/ad)
KRC100GID10015	100	100	1.5	1.913
KRC150GID10015	150	100	1.5	2.208
KRC200GID10015	200	100	1.5	2.502
KRC250GID10015	250	100	1.5	2.797
KRC300GID10015	300	100	1.5	3.091
KRC400GID10015	400	100	1.5	3.680
KRC500GID10015	500	100	1.5	4.268
KRC600GID10015	600	100	1.5	4.857

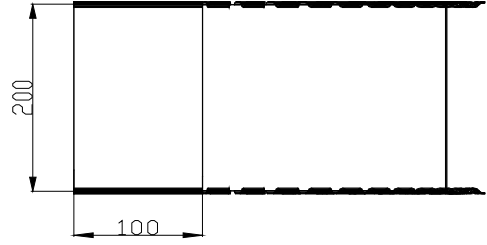
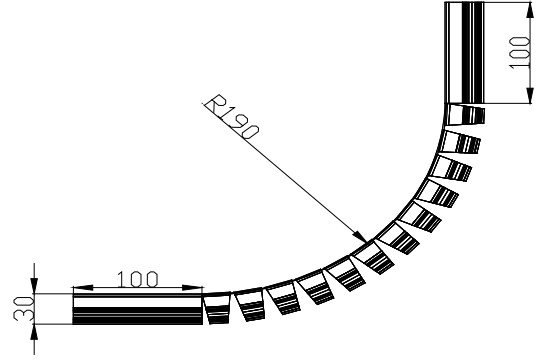
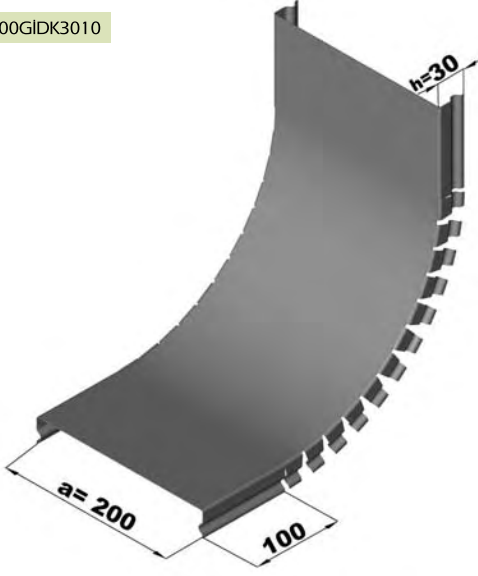
KRC200N6015



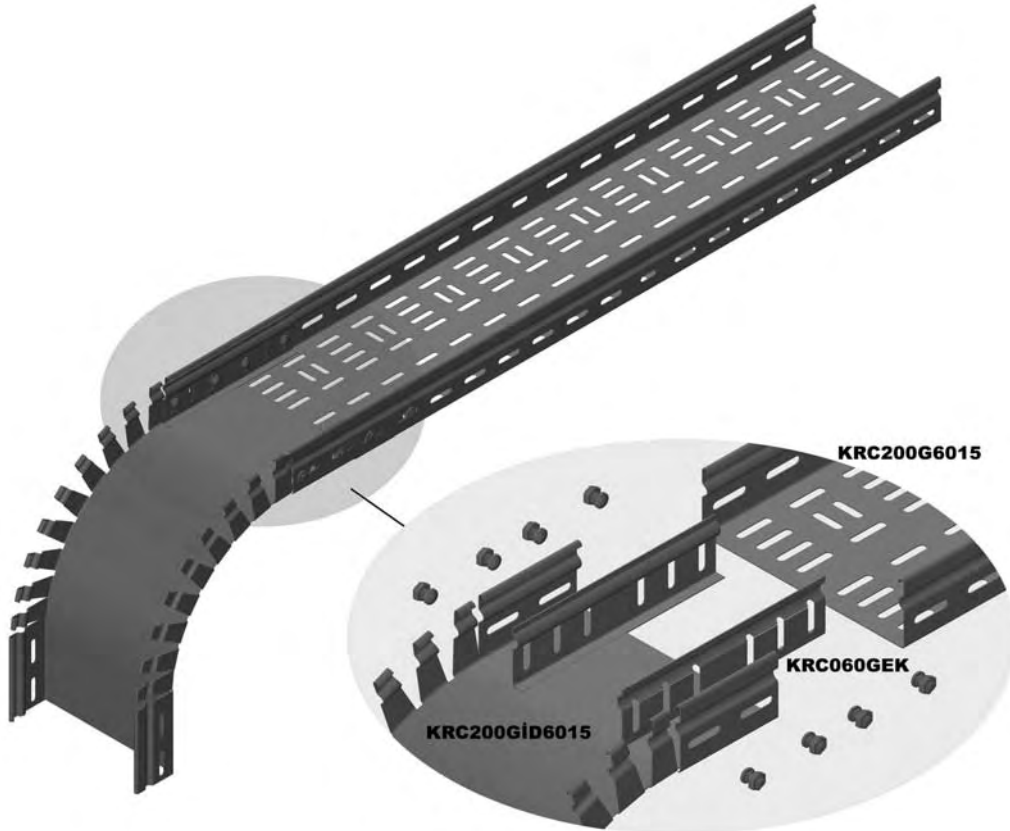
## İç ve Dış Bükey Dönüş Kapakları Vertical Inside & Outside Bend Covers

Sipariş Kodu Order Code	a Genişlik Width (mm)	h Yükseklik Height (mm)	e Kalınlık Thickness (mm)	Ağırlık Weight (kg/ad)
KRC050GIDK3010	50	30	1	0.565
KRC100GIDK3010	100	30	1	0.801
KRC150GIDK3010	150	30	1	1.036
KRC200GIDK3010	200	30	1	1.272
KRC250GIDK3010	250	30	1	1.507
KRC300GIDK3010	300	30	1	1.743
KRC400GIDK3010	400	30	1	2.214
KRC500GIDK3010	500	30	1	2.865
KRC600GIDK3010	600	30	1	3.156

KRC200GIDK3010



## İç Bükey Dönüş Montajı Vertical Inside Bend Mounting

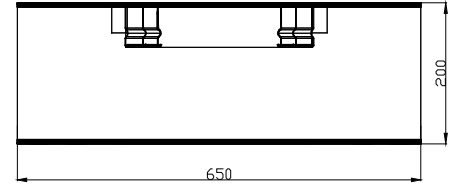
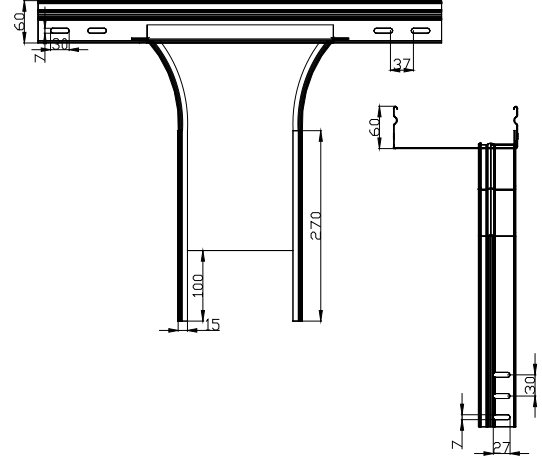
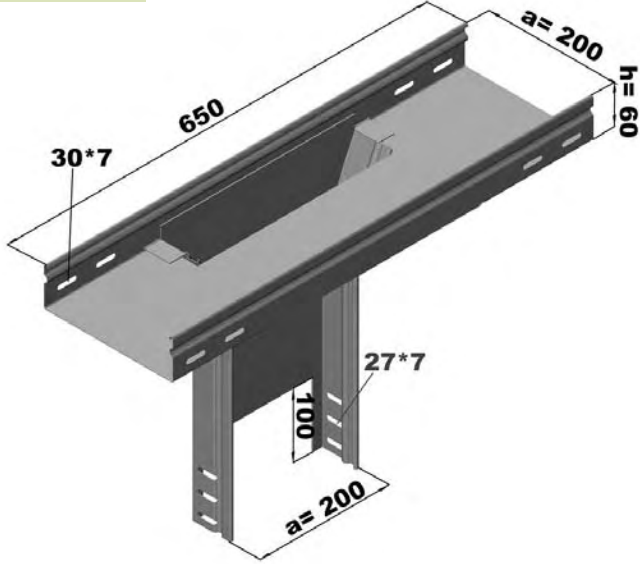




## Dikey T Bağlantılar Vertical "T" Connectors

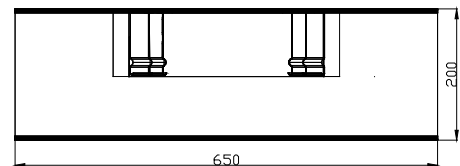
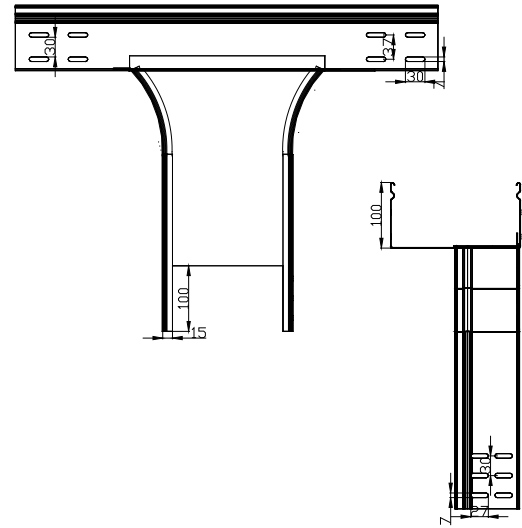
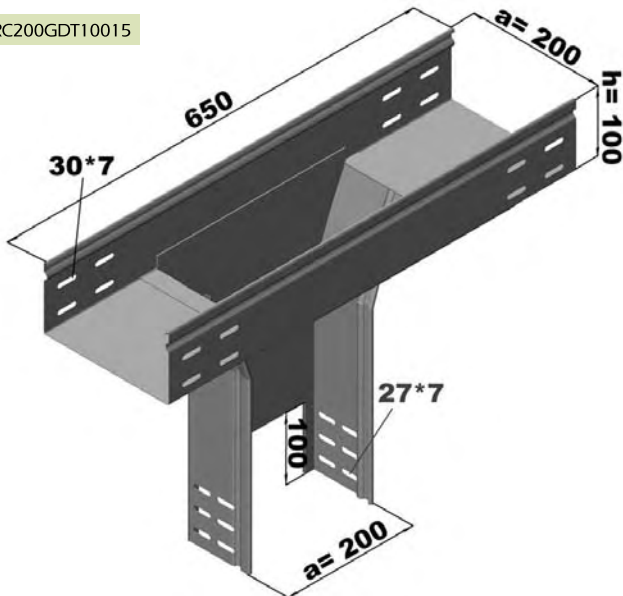
Sipariş Kodu Order Code	a Genişlik Width (mm)	h Yükseklik Height (mm)	e Kalınlık Thickness (mm)	Ağırlık Weight (kg/ad)
KRC100GDT6015	100	60	1.5	3.676
KRC150GDT6015	150	60	1.5	4.414
KRC200GDT6015	200	60	1.5	5.212
KRC250GDT6015	250	60	1.5	6.069
KRC300GDT6015	300	60	1.5	6.984
KRC400GDT6015	400	60	1.5	8.992
KRC500GDT6015	500	60	1.5	11.235
KRC600GDT6015	600	60	1.5	13.714

KRC200GDT6015



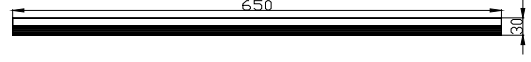
Sipariş Kodu Order Code	a Genişlik Width (mm)	h Yükseklik Height (mm)	e Kalınlık Thickness (mm)	Ağırlık Weight (kg/ad)
KRC100GDT10015	100	100	1.5	4.693
KRC150GDT10015	150	100	1.5	5.474
KRC200GDT10015	200	100	1.5	6.324
KRC250GDT10015	250	100	1.5	7.227
KRC300GDT10015	300	100	1.5	8.190
KRC400GDT10015	400	100	1.5	10.292
KRC500GDT10015	500	100	1.5	12.629
KRC600GDT10015	600	100	1.5	15.202

KRC200GDT10015

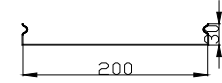

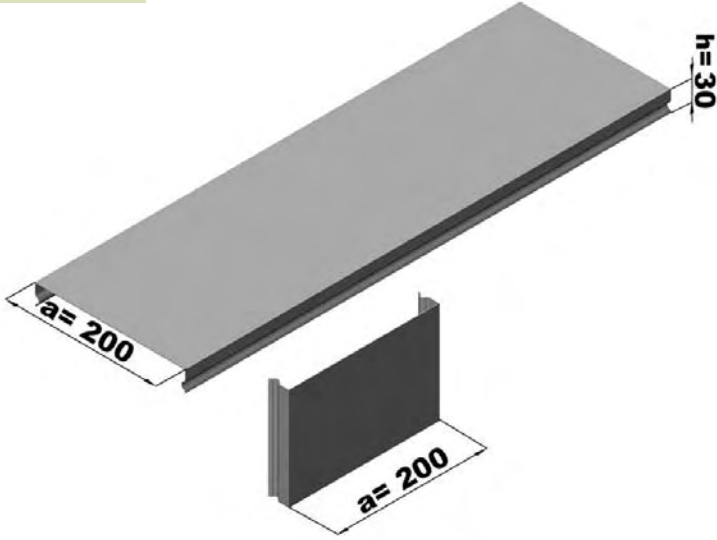


## Dikey T Bağlantı Kapakları Vertical "T" Connector Covers

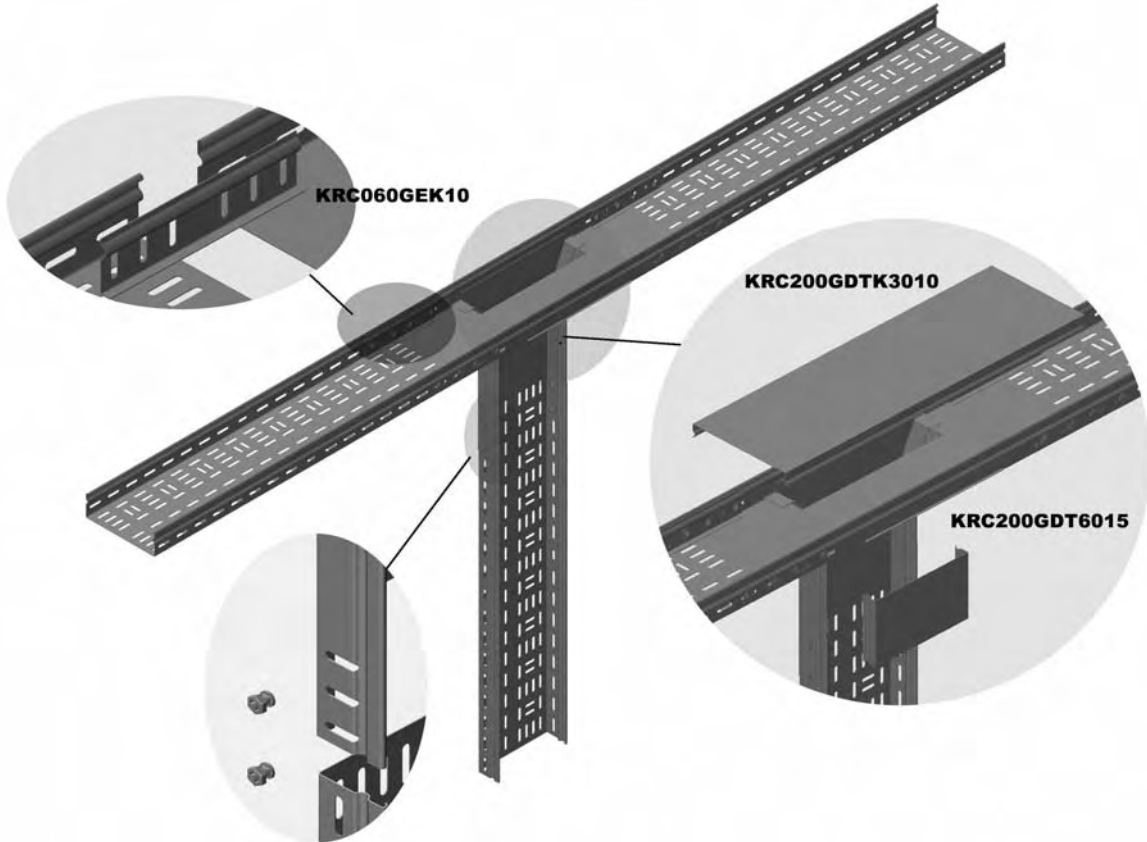
Sipariş Kodu Order Code	a Genişlik Width (mm)	h Yükseklik Height (mm)	e Kalınlık Thickness (mm)	Ağırlık Weight (kg/ad)
KRC100GDTK3010	100	30	1	1.089
KRC150GDTK3010	150	30	1	1.485
KRC200GDTK3010	200	30	1	1.929
KRC250GDTK3010	250	30	1	2.412
KRC300GDTK3010	300	30	1	2.934
KRC400GDTK3010	400	30	1	4.095
KRC500GDTK3010	500	30	1	5.414
KRC600GDTK3010	600	30	1	6.890



KRC200GDTK3010



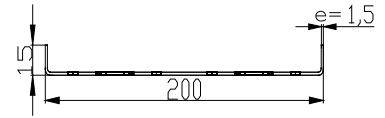
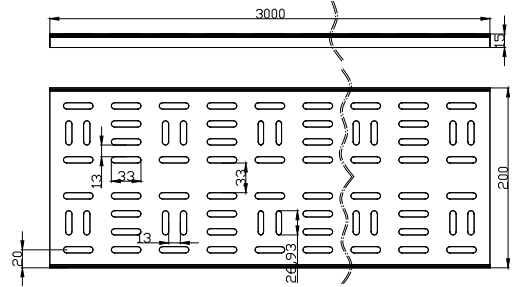
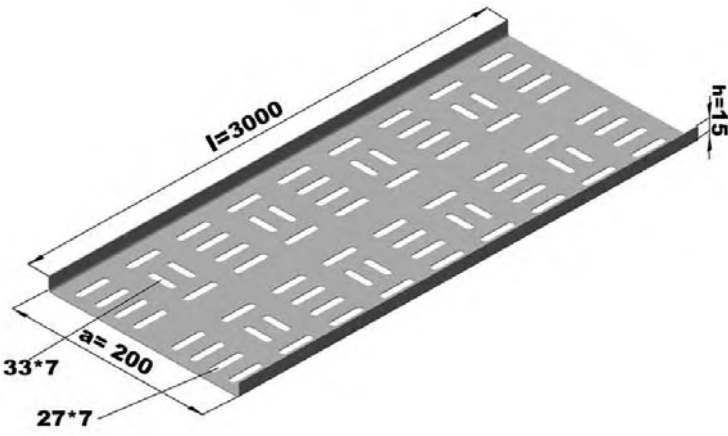
## Dikey T Bağlantı Montaj Vertical "T" Connector Mounting



## Gemici Tip Kablo Kanalları Marine Type Cable Trays

Sipariş Kodu Order Code	a Genişlik Width (mm)	h Yükseklik Height (mm)	e Kalınlık Thickness (mm)	l Uzunluk Length (mm)	Ağırlık Weight (kg/m)
KRC050GTK1510	50	30	1	3000	0.589
KRC100GTK1510	100	30	1	3000	0.981
KRC150GTK1510	150	30	1	3000	1.374
KRC200GTK1512	200	30	1.2	3000	2.120
KRC250GTK1515	250	30	1.5	3000	3.238
KRC300GTK1515	300	30	1.5	3000	3.827
KRC400GTK1515	400	30	1.5	3000	5.004
KRC500GTK1515	500	30	1.5	3000	6.182
KRC600GTK1515	600	30	1.5	3000	7.359

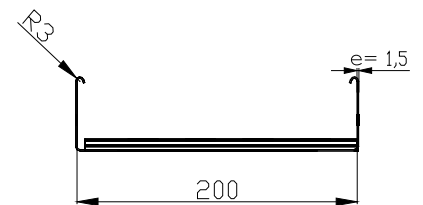
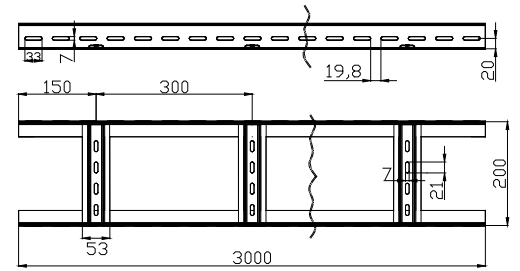
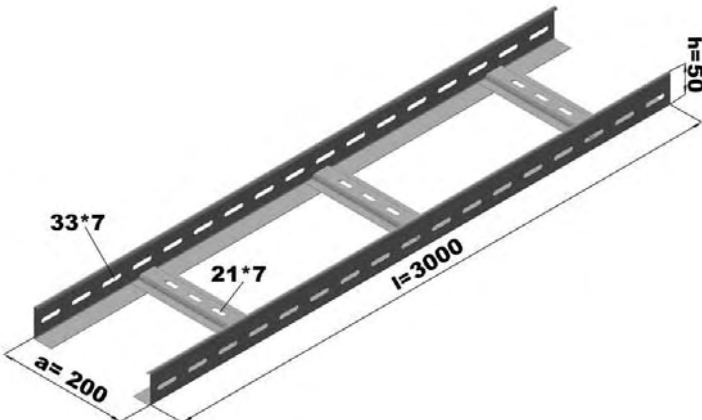
KRC200GTK1510



## Merdiven Kanallar Cable Ladders

Sipariş Kodu Order Code	a Genişlik Width (mm)	h Yükseklik Height (mm)	e Kalınlık Thickness (mm)	l Uzunluk Length (mm)	Ağırlık Weight (kg/m)
KRC100MK5015	100	50	1.5	3000	2.335
KRC150MK5015	150	50	1.5	3000	2.448
KRC200MK5015	200	50	1.5	3000	2.562
KRC250MK5015	250	50	1.5	3000	2.675
KRC300MK5020	300	50	2	3000	3.718
KRC400MK5020	400	50	2	3000	4.020
KRC500MK5020	500	50	2	3000	4.322
KRC600MK5020	600	50	2	3000	4.624

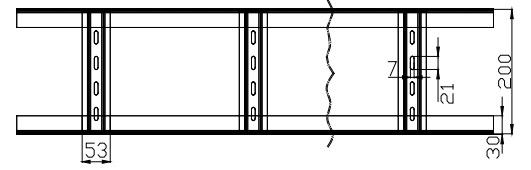
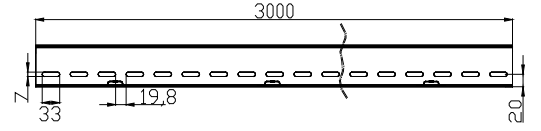
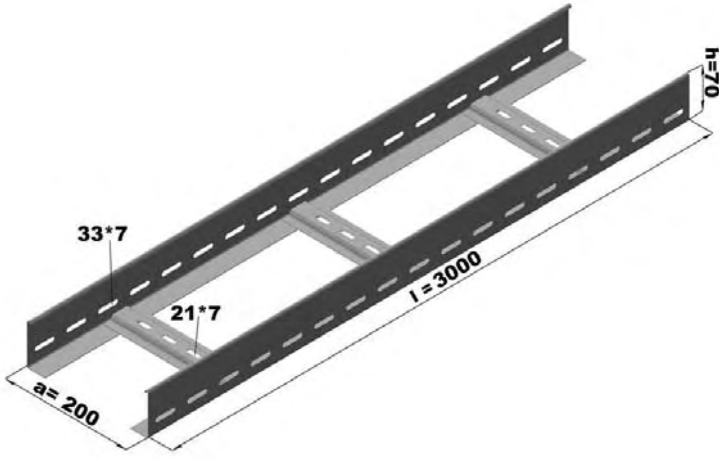
KRC200MK5015



## Merdiven Kanallar Cable Ladders

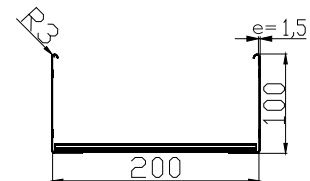
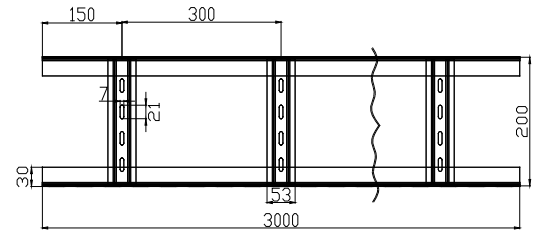
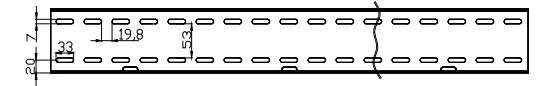
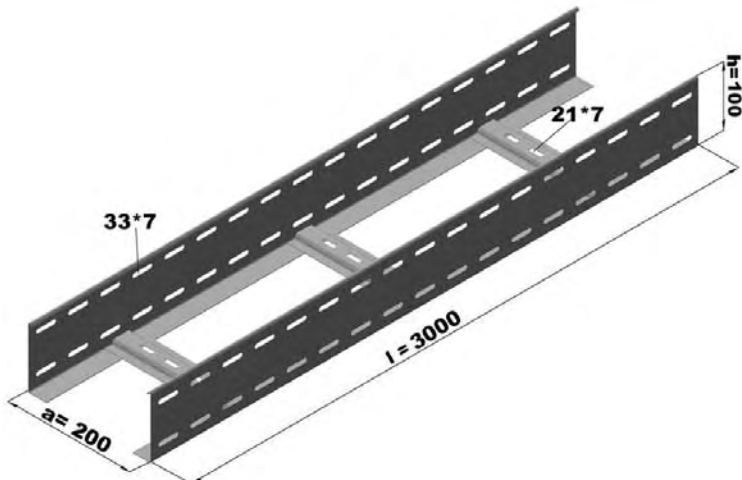
Sipariş Kodu Order Code	a Genişlik Width (mm)	h Yükseklik Height (mm)	e Kalınlık Thickness (mm)	l Uzunluk Length (mm)	Ağırlık Weight (kg/m)
KRC100MK7015	100	70	1.5	3000	2.806
KRC150MK7015	150	70	1.5	3000	2.919
KRC200MK7015	200	70	1.5	3000	3.033
KRC250MK7015	250	70	1.5	3000	3.146
KRC300MK7020	300	70	2	3000	4.346
KRC400MK7020	400	70	2	3000	4.648
KRC500MK7020	500	70	2	3000	4.950
KRC600MK7020	600	70	2	3000	5.252

KRC200MK7015



Sipariş Kodu Order Code	a Genişlik Width (mm)	h Yükseklik Height (mm)	e Kalınlık Thickness (mm)	l Uzunluk Length (mm)	Ağırlık Weight (kg/m)
KRC100MK10015	100	100	1.5	3000	3.512
KRC150MK10015	150	100	1.5	3000	3.627
KRC200MK10015	200	100	1.5	3000	3.739
KRC250MK10015	250	100	1.5	3000	3.852
KRC300MK10020	300	100	2	3000	5.288
KRC400MK10020	400	100	2	3000	5.590
KRC500MK10020	500	100	2	3000	5.892
KRC600MK10020	600	100	2	3000	6.194

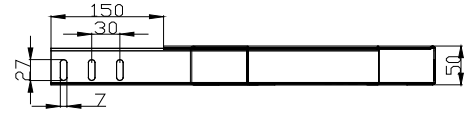
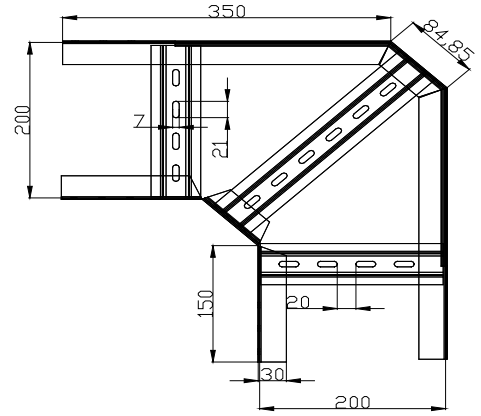
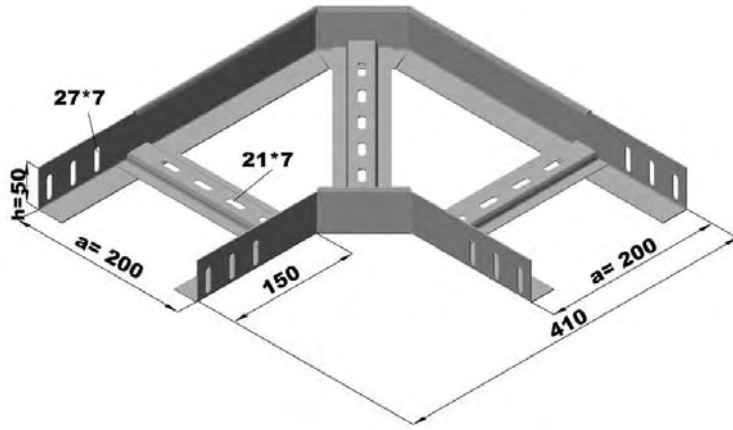
KRC200MK10015



## Yatay Dönüşler Horizontal Bends

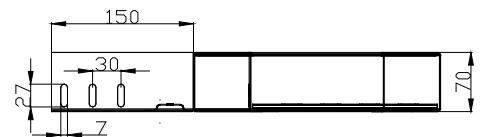
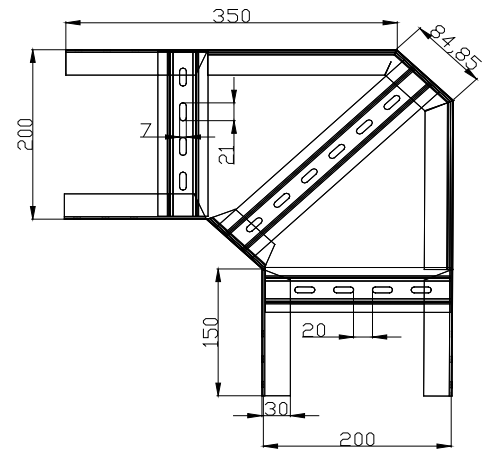
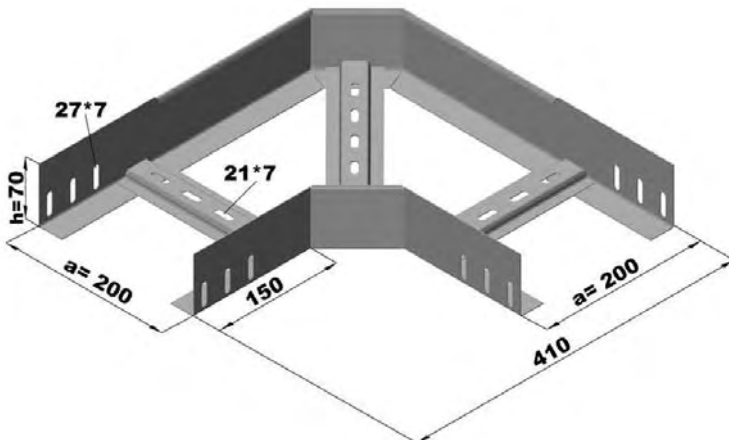
Sipariş Kodu Order Code	a Genişlik Width (mm)	h Yükseklik Height (mm)	e Kalınlık Thickness (mm)	Ağırlık Weight (kg/ad)
KRC100MKD5015	100	50	1.5	1.339
KRC150MKD5015	150	50	1.5	1.600
KRC200MKD5015	200	50	1.5	1.862
KRC250MKD5015	250	50	1.5	2.123
KRC300MKD5020	300	50	2	3.179
KRC400MKD5020	400	50	2	3.876
KRC500MKD5020	500	50	2	4.712
KRC600MKD5020	600	50	2	5.270

KRC200MKD5015



Sipariş Kodu Order Code	a Genişlik Width (mm)	h Yükseklik Height (mm)	e Kalınlık Thickness (mm)	Ağırlık Weight (kg/ad)
KRC100MKD7015	100	70	1.5	1.567
KRC150MKD7015	150	70	1.5	1.852
KRC200MKD7015	200	70	1.5	8.137
KRC250MKD7015	250	70	1.5	2.422
KRC300MKD7020	300	70	2	3.609
KRC400MKD7020	400	70	2	4.369
KRC500MKD7020	500	70	2	5.267
KRC600MKD7020	600	70	2	5.889

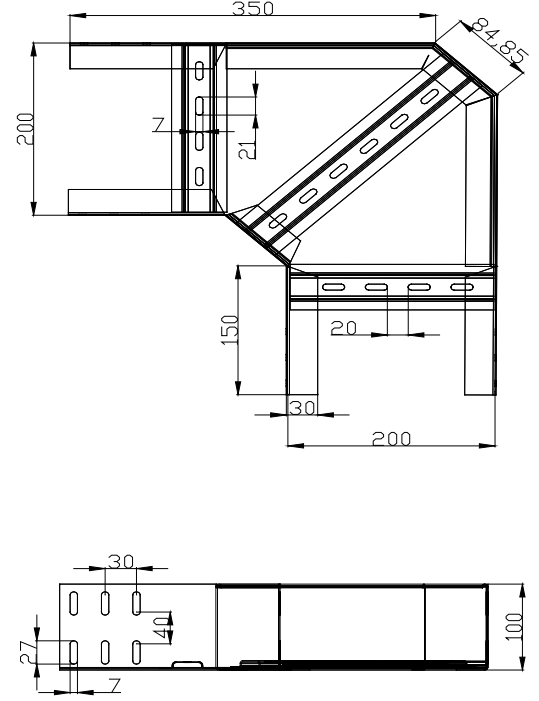
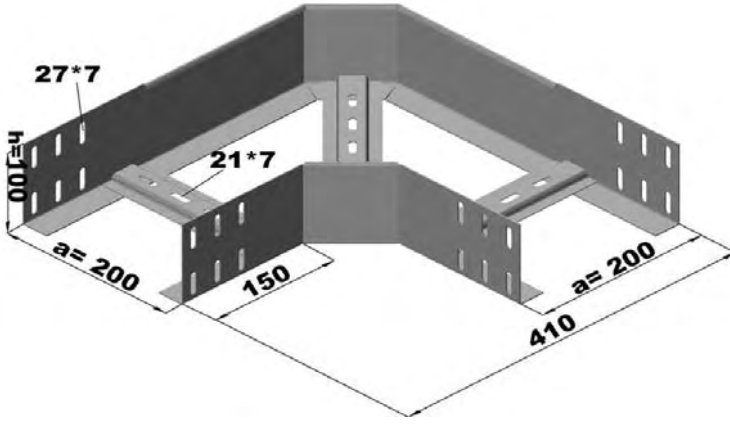
KRC200MKD7015



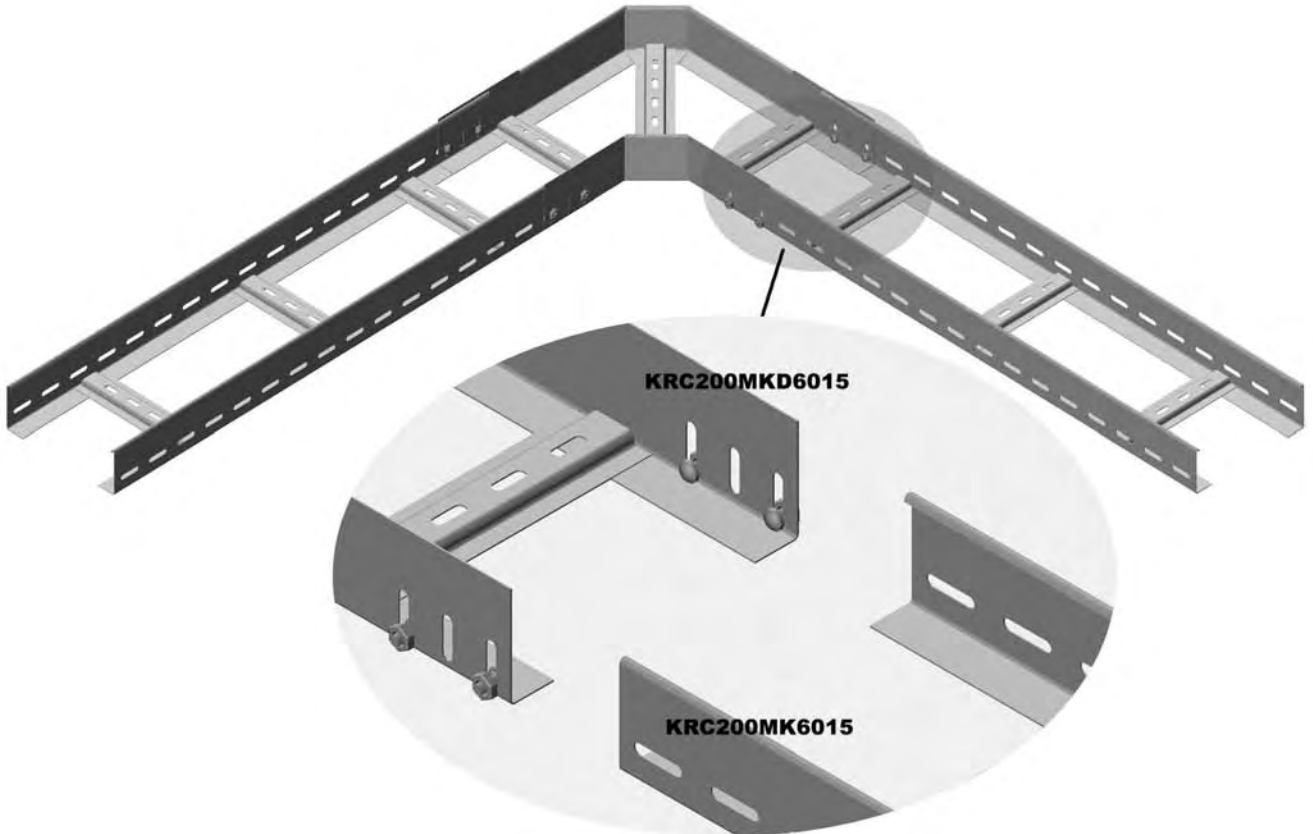
## Yatay Dönüşler Horizontal Bends

Sipariş Kodu Order Code	a Genişlik Width (mm)	h Yükseklik Height (mm)	e Kalınlık Thickness (mm)	Ağırlık Weight (kg/ad)
KRC100MKD10015	100	100	1.5	1.910
KRC150MKD10015	150	100	1.5	2.235
KRC200MKD10015	200	100	1.5	2.550
KRC250MKD10015	250	100	1.5	2.871
KRC300MKD10020	300	100	2	4.255
KRC400MKD10020	400	100	2	5.109
KRC500MKD10020	500	100	2	6.101
KRC600MKD10020	600	100	2	6.817

KRC200MKD10015



## Yatay Dönüş Montaj Horizontal Bend Mounting

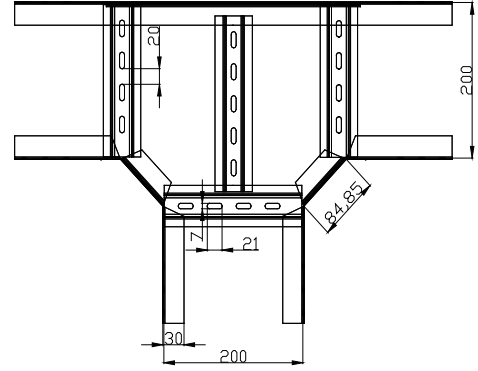
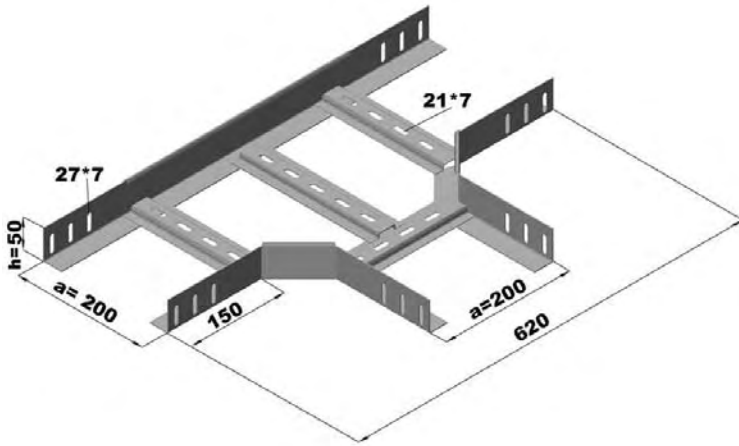


## T Dönüşler

### Horizontal "T" Bends

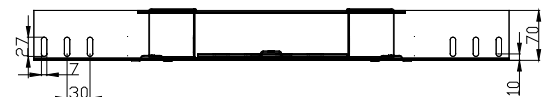
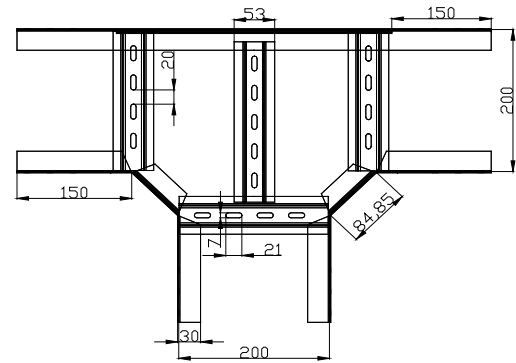
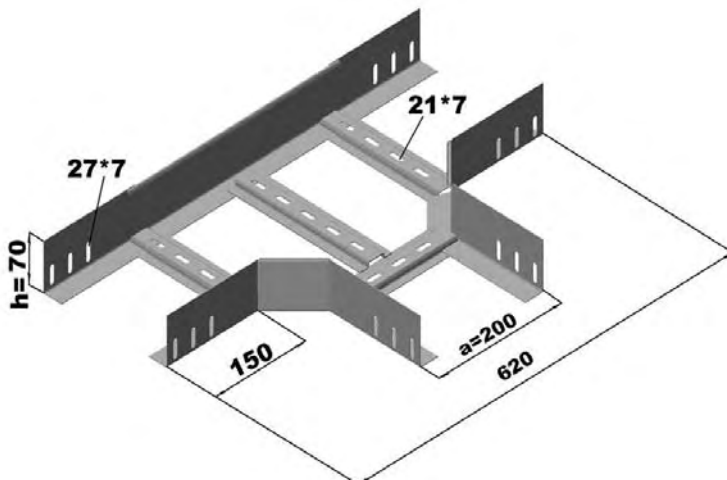
Sipariş Kodu Order Code	a Genişlik Width (mm)	h Yükseklik Height (mm)	e Kalınlık Thickness (mm)	Ağırlık Weight (kg/ad)
KRC100MTD5015	100	50	1.5	1.769
KRC150MTD5015	150	50	1.5	1.983
KRC200MTD5015	200	50	1.5	2.198
KRC250MTD5015	250	50	1.5	2.413
KRC300MTD5020	300	50	2	3.504
KRC400MTD5020	400	50	2	4.077
KRC500MTD5020	500	50	2	4.650
KRC600MTD5020	600	50	2	5.223

KRC200MTD5015



Sipariş Kodu Order Code	a Genişlik Width (mm)	h Yükseklik Height (mm)	e Kalınlık Thickness (mm)	Ağırlık Weight (kg/ad)
KRC100MTD7015	100	70	1.5	2.072
KRC150MTD7015	150	70	1.5	2.299
KRC200MTD7015	200	70	1.5	2.526
KRC250MTD7015	250	70	1.5	2.752
KRC300MTD7020	300	70	2	3.972
KRC400MTD7020	400	70	2	4.577
KRC500MTD7020	500	70	2	5.180
KRC600MTD7020	600	70	2	5.785

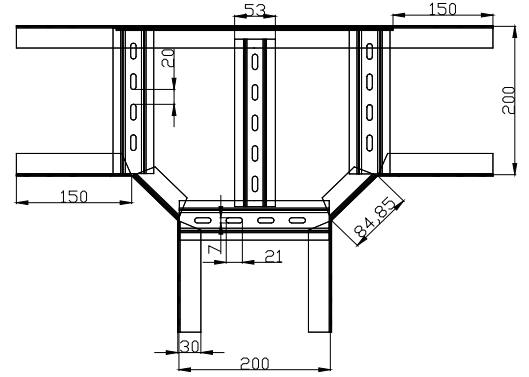
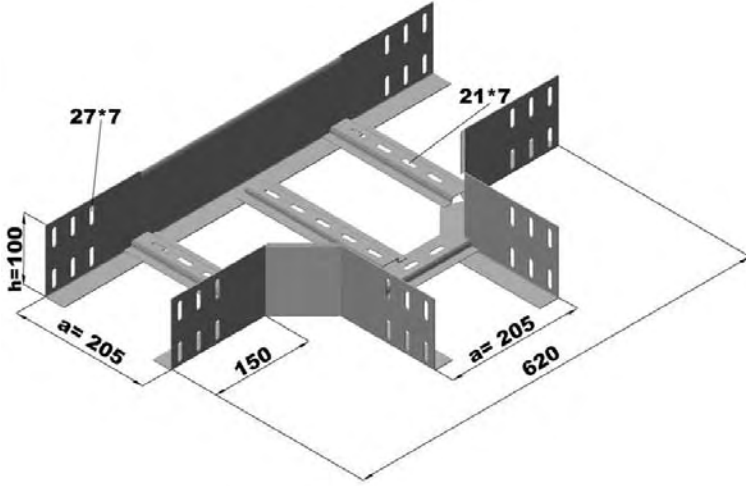
KRC200MTD7015



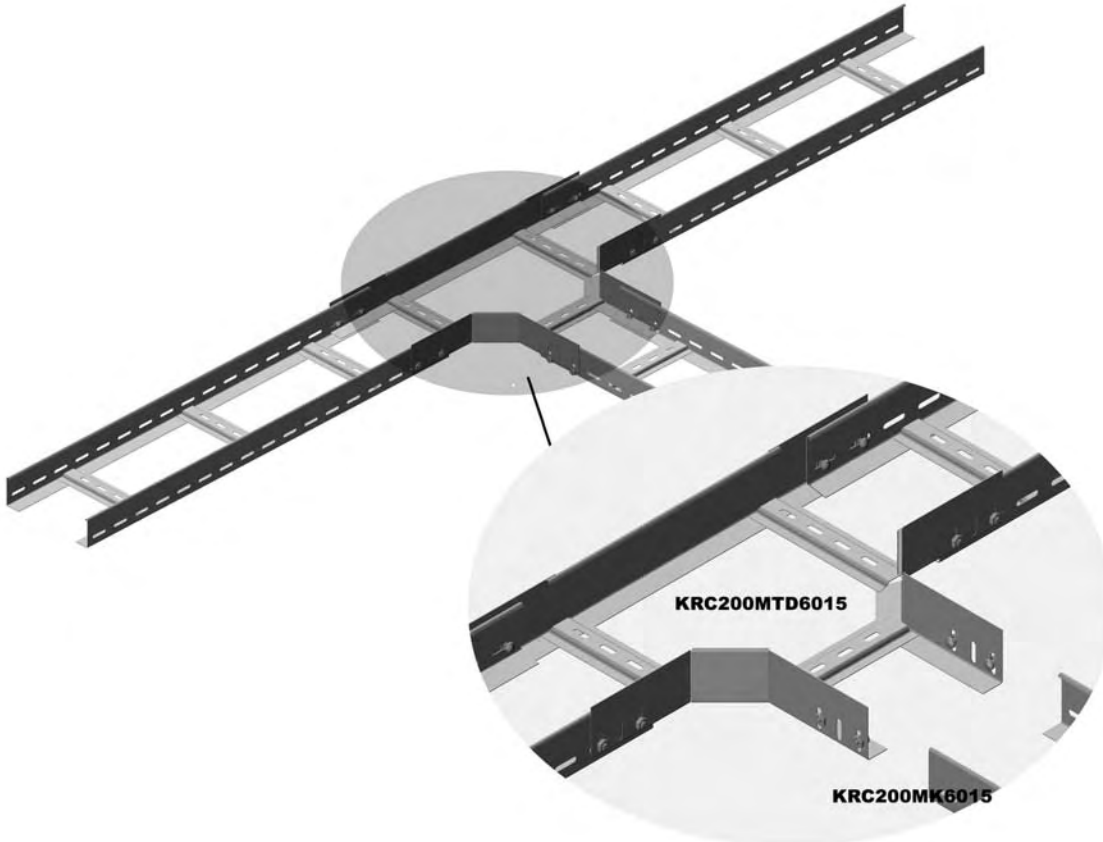
## T Dönüşler Horizontal "T" Bends

Sipariş Kodu Order Code	a Genişlik Width (mm)	h Yükseklik Height (mm)	e Kalınlık Thickness (mm)	Ağırlık Weight (kg/ad)
KRC100MTD10015	100	100	1.5	2.528
KRC150MTD10015	150	100	1.5	2.772
KRC200MTD10015	200	100	1.5	3.017
KRC250MTD10015	250	100	1.5	3.261
KRC300MTD10020	300	100	2	4.674
KRC400MTD10020	400	100	2	5.325
KRC500MTD10020	500	100	2	5.977
KRC600MTD10020	600	100	2	6.629

KRC200MTD10015



## T Dönüş Montaj Horizontal "T" Bend Mounting

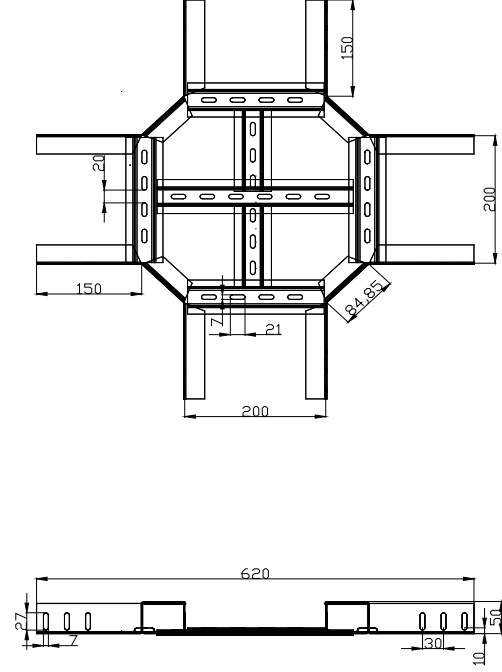
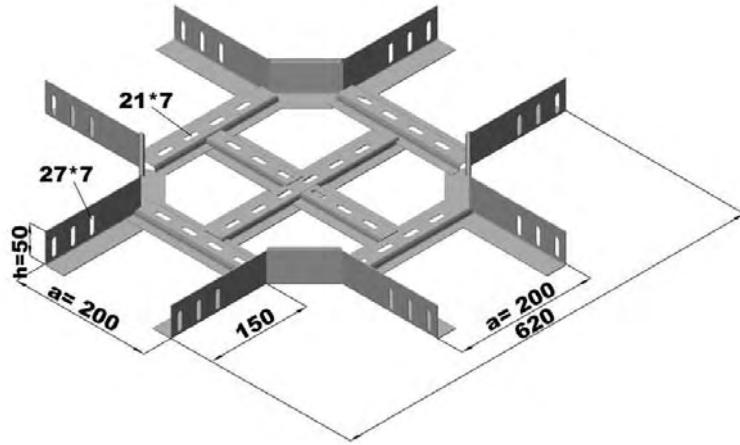




## Dörtlü Dönüşler Quadruple Horizontal Bends

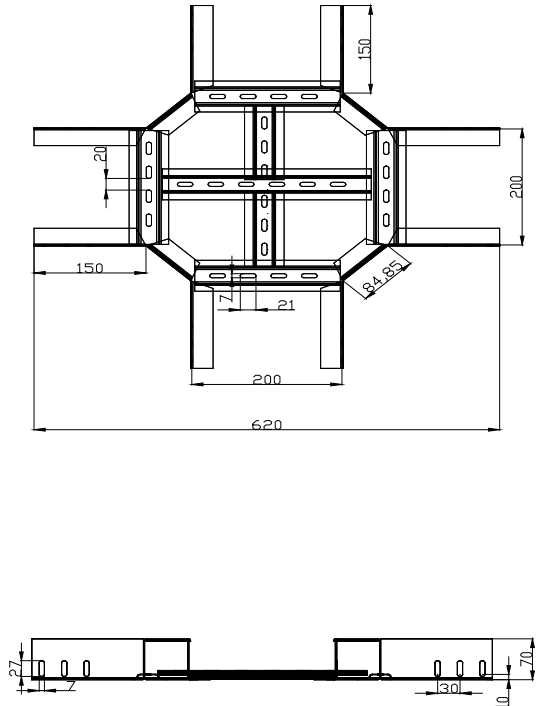
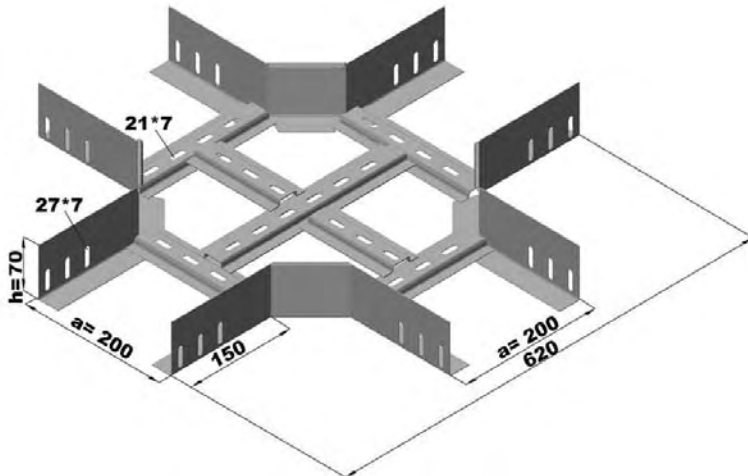
Sipariş Kodu Order Code	a Genişlik Width (mm)	h Yükseklik Height (mm)	e Kalınlık Thickness (mm)	Ağırlık Weight (kg/ad)
KRC100MDD5015	100	50	1.5	2.176
KRC150MDD5015	150	50	1.5	2.370
KRC200MDD5015	200	50	1.5	2.565
KRC250MDD5015	250	50	1.5	2.769
KRC300MDD5020	300	50	2	3.938
KRC400MDD5020	400	50	2	4.456
KRC500MDD5020	500	50	2	4.974
KRC600MDD5020	600	50	2	5.492

KRC200MDD5015



Sipariş Kodu Order Code	a Genişlik Width (mm)	h Yükseklik Height (mm)	e Kalınlık Thickness (mm)	Ağırlık Weight (kg/ad)
KRC100MDD7015	100	70	1.5	2.539
KRC150MDD7015	150	70	1.5	2.733
KRC200MDD7015	200	70	1.5	2.927
KRC250MDD7015	250	70	1.5	3.122
KRC300MDD7020	300	70	2	4.421
KRC400MDD7020	400	70	2	4.939
KRC500MDD7020	500	70	2	5.457
KRC600MDD7020	600	70	2	5.975

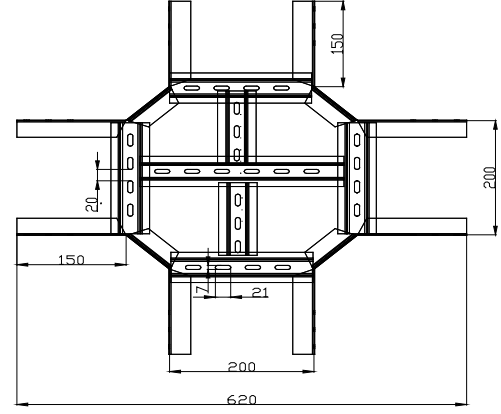
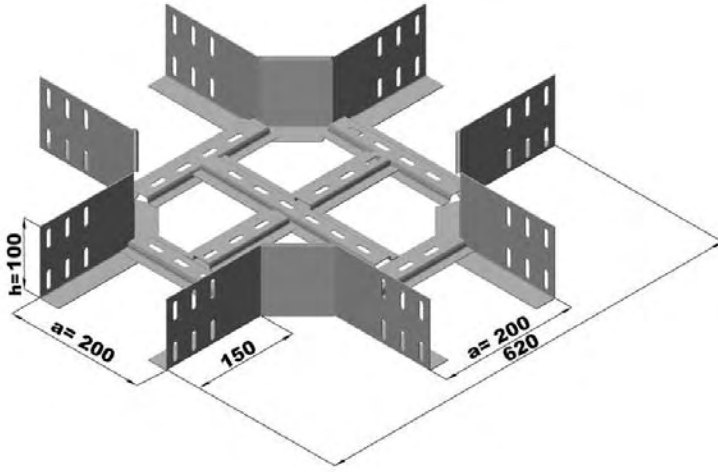
KRC200MDD7015



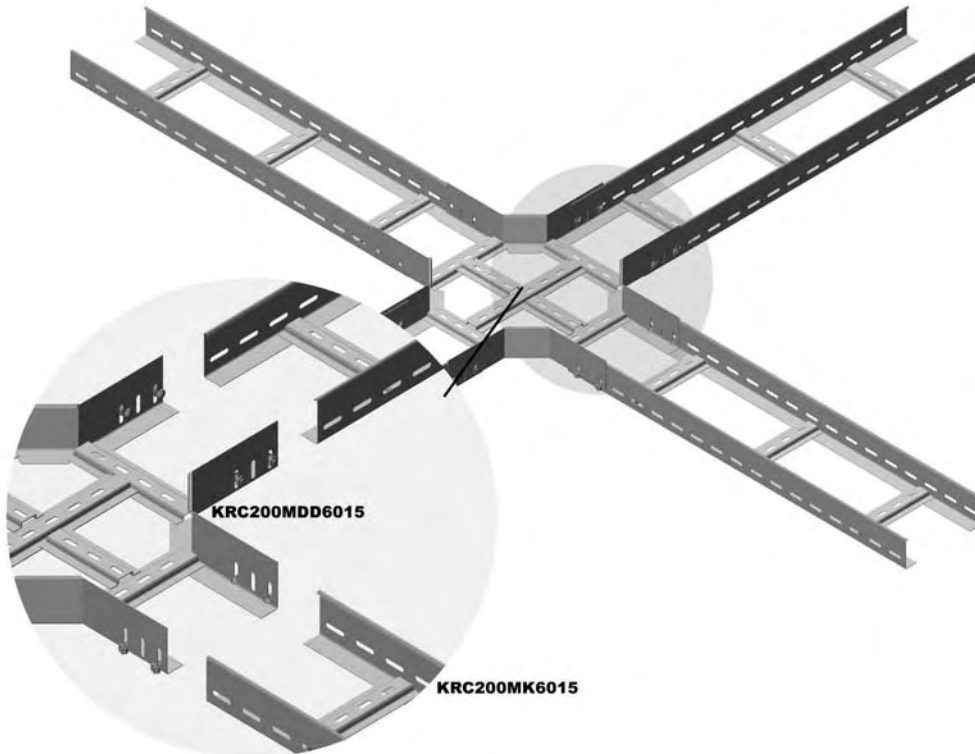
## Dörtlü Dönüşler Quadruple Horizontal Bends

Sipariş Kodu Order Code	a Genişlik Width (mm)	h Yükseklik Height (mm)	e Kalınlık Thickness (mm)	Ağırlık Weight (kg/ad)
KRC100MDD10015	100	100	1.5	3.083
KRC150MDD10015	150	100	1.5	3.277
KRC200MDD10015	200	100	1.5	3.471
KRC250MDD10015	250	100	1.5	3.666
KRC300MDD10020	300	100	2	5.146
KRC400MDD10020	400	100	2	5.665
KRC500MDD10020	500	100	2	6.183
KRC600MDD10020	600	100	2	6.701

KRC200MDD10015



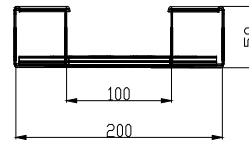
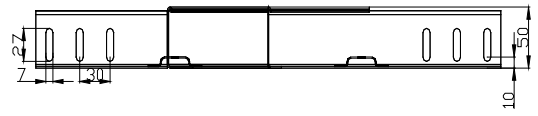
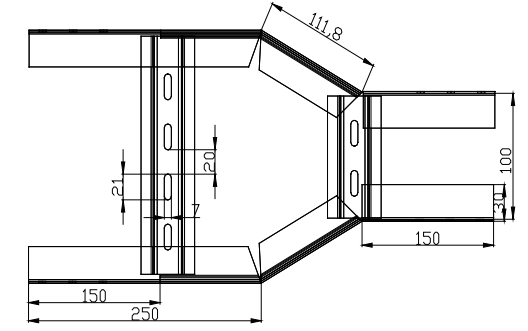
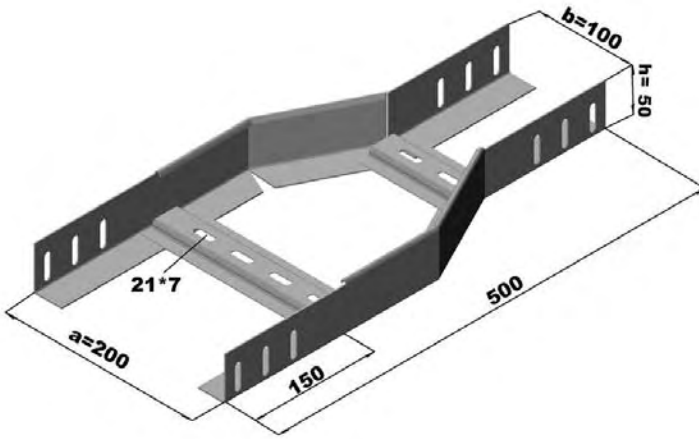
## Dörtlü Dönüş Montajı Quadruple Horizontal Bend Mounting



## Redüksiyonlar Reducing Angels

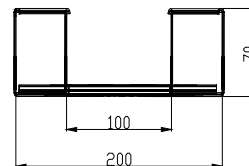
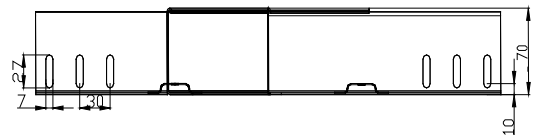
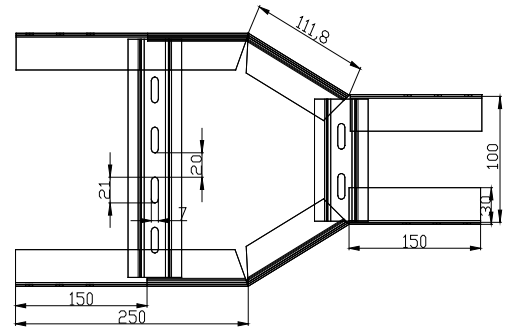
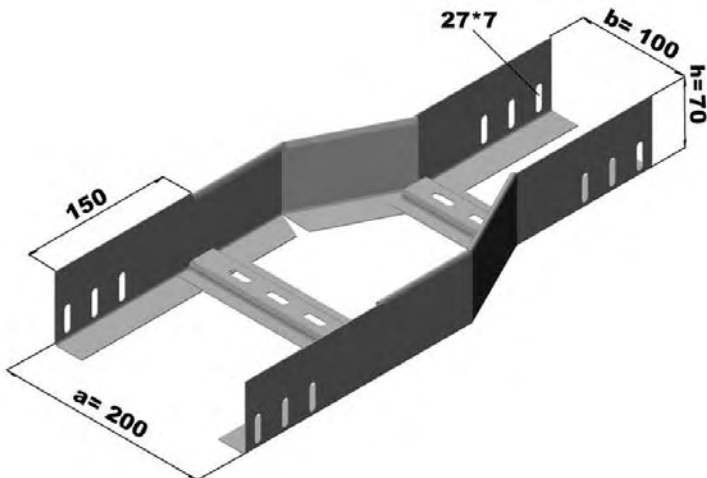
Sipariş Kodu Order Code	a Genişlik Width (mm)	h Yükseklik Height (mm)	e Kalınlık Thickness (mm)	Ağırlık Weight (kg/ad)
KRC150MRD5015	150	50	1.5	0.702
KRC200MRD5015	200	50	1.5	0.873
KRC250MRD5015	250	50	1.5	1.044
KRC300MRD5020	300	50	2	1.619
KRC400MRD5020	400	50	2	2.032
KRC500MRD5020	500	50	2	2.487
KRC600MRD5020	600	50	2	2.942

KRC200MRD5015



Sipariş Kodu Order Code	a Genişlik Width (mm)	h Yükseklik Height (mm)	e Kalınlık Thickness (mm)	Ağırlık Weight (kg/ad)
KRC150MRD7015	150	70	1.5	0.822
KRC200MRD7015	200	70	1.5	1.017
KRC250MRD7015	250	70	1.5	1.211
KRC300MRD7020	300	70	2	1.874
KRC400MRD7020	400	70	2	2.349
KRC500MRD7020	500	70	2	2.867
KRC600MRD7020	600	70	2	3.385

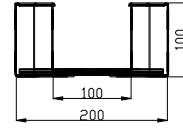
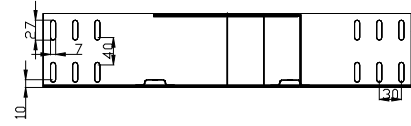
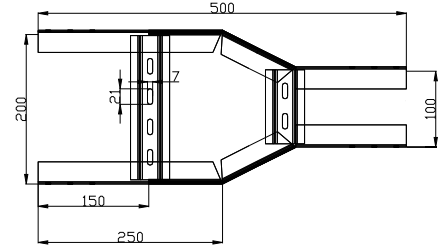
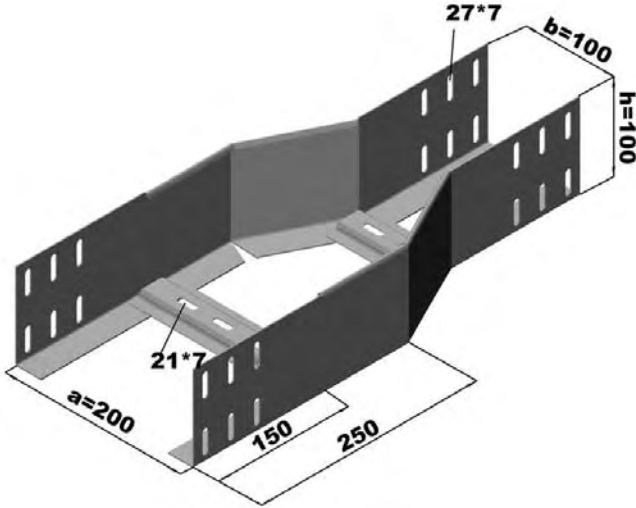
KRC200MRD7015



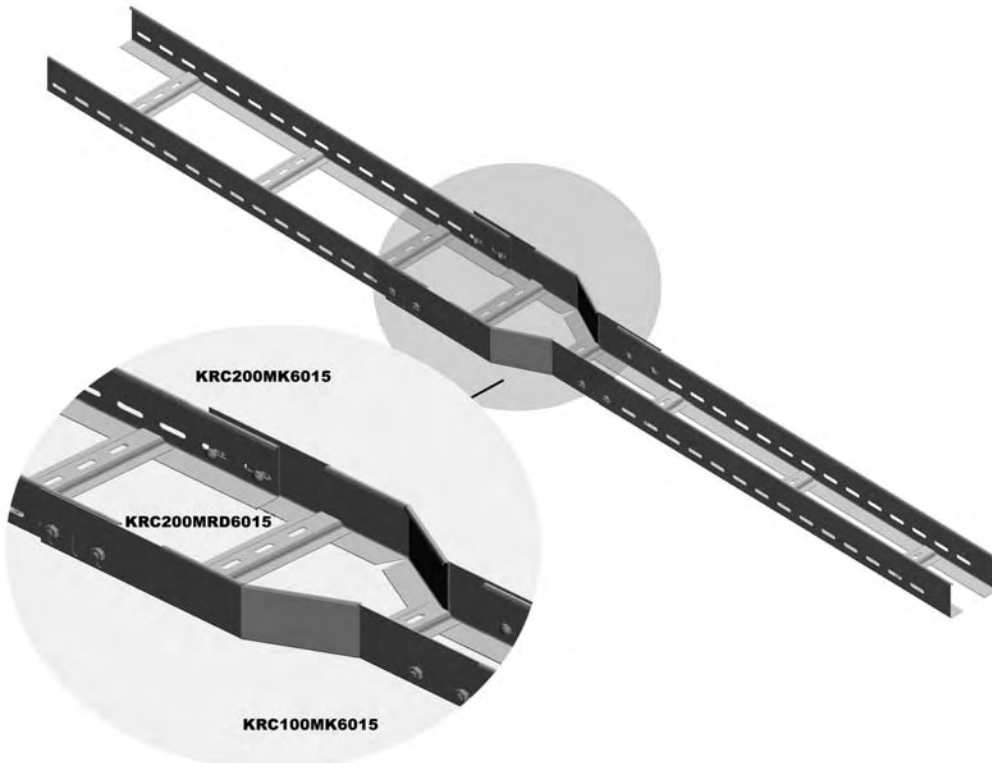
## Redüksiyonlar Reducing Angels

Sipariş Kodu Order Code	a Genişlik Width (mm)	h Yükseklik Height (mm)	e Kalınlık Thickness (mm)	Ağırlık Weight (kg/ad)
KRC150MRD10015	150	100	1.5	1.003
KRC200MRD10015	200	100	1.5	1.232
KRC250MRD10015	250	100	1.5	1.462
KRC300MRD10020	300	100	2	2.255
KRC400MRD10020	400	100	2	2.824
KRC500MRD10020	500	100	2	3.437
KRC600MRD10020	600	100	2	4.049

KRC200MRD10015



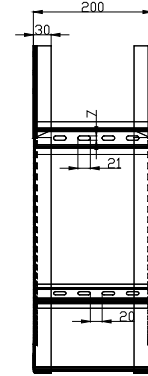
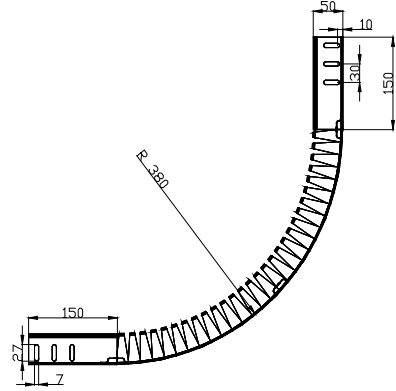
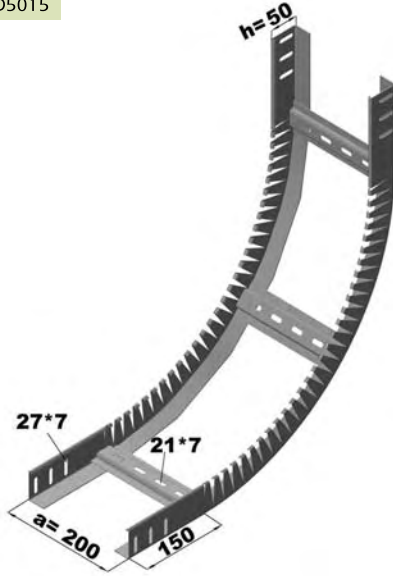
## Redüksiyon Montaj Reducing Angel Mounting



## İç ve Dış Bükey Dönüşler Vertical Inside & Outside Bends

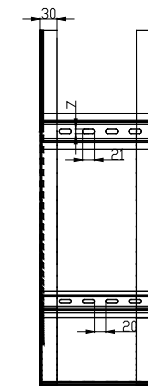
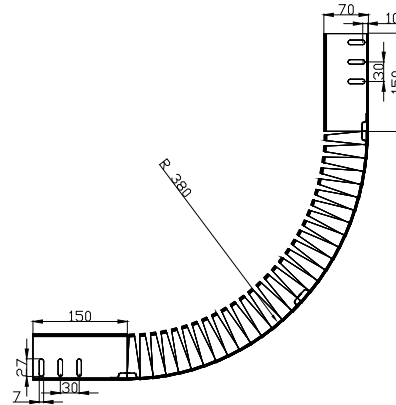
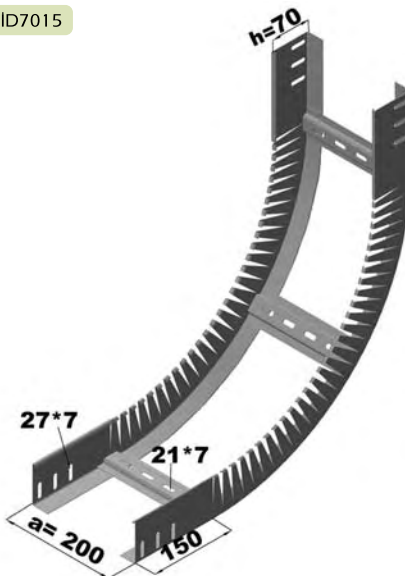
Sipariş Kodu Order Code	a Genişlik Width (mm)	h Yükseklik Height (mm)	e Kalınlık Thickness (mm)	Ağırlık Weight (kg/ad)
KRC100MID5015	100	50	1.5	2.335
KRC150MID5015	150	50	1.5	2.448
KRC200MID5015	200	50	1.5	2.562
KRC250MID5015	250	50	1.5	2.675
KRC300MID5020	300	50	2	3.718
KRC400MID5020	400	50	2	4.020
KRC500MID5020	500	50	2	4.322
KRC600MID5020	600	50	2	4.624

KRC200MID5015



Sipariş Kodu Order Code	a Genişlik Width (mm)	h Yükseklik Height (mm)	e Kalınlık Thickness (mm)	Ağırlık Weight (kg/ad)
KRC100MID7015	100	70	1.5	2.806
KRC150MID7015	150	70	1.5	2.919
KRC200MID7015	200	70	1.5	3.033
KRC250MID7015	250	70	1.5	3.146
KRC300MID7020	300	70	2	4.346
KRC400MID7020	400	70	2	4.648
KRC500MID7020	500	70	2	4.950
KRC600MID7020	600	70	2	5.252

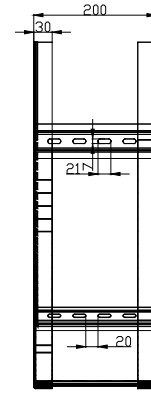
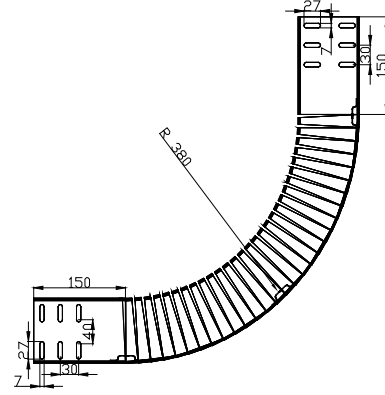

KRC200MID7015



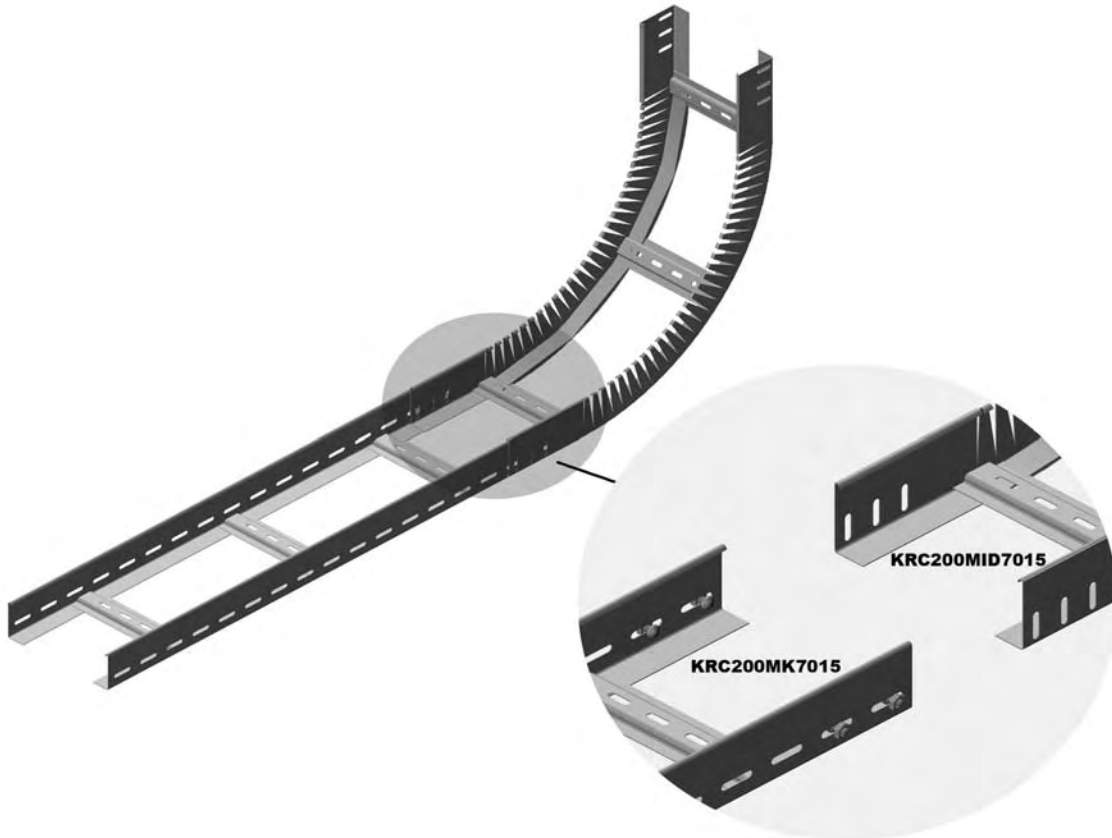
## İç ve Dış Bükey Dönüşler Vertical Inside & Outside Bends

Sipariş Kodu Order Code	a Genişlik Width (mm)	h Yükseklik Height (mm)	e Kalınlık Thickness (mm)	Ağırlık Weight (kg/ad)
KRC100MID10015	100	100	1.5	3.512
KRC150MID10015	150	100	1.5	3.626
KRC200MID10015	200	100	1.5	3.739
KRC250MID10015	250	100	1.5	3.852
KRC300MID10020	300	100	2	5.288
KRC400MID10020	400	100	2	5.590
KRC500MID10020	500	100	2	5.892
KRC600MID10020	600	100	2	6.194

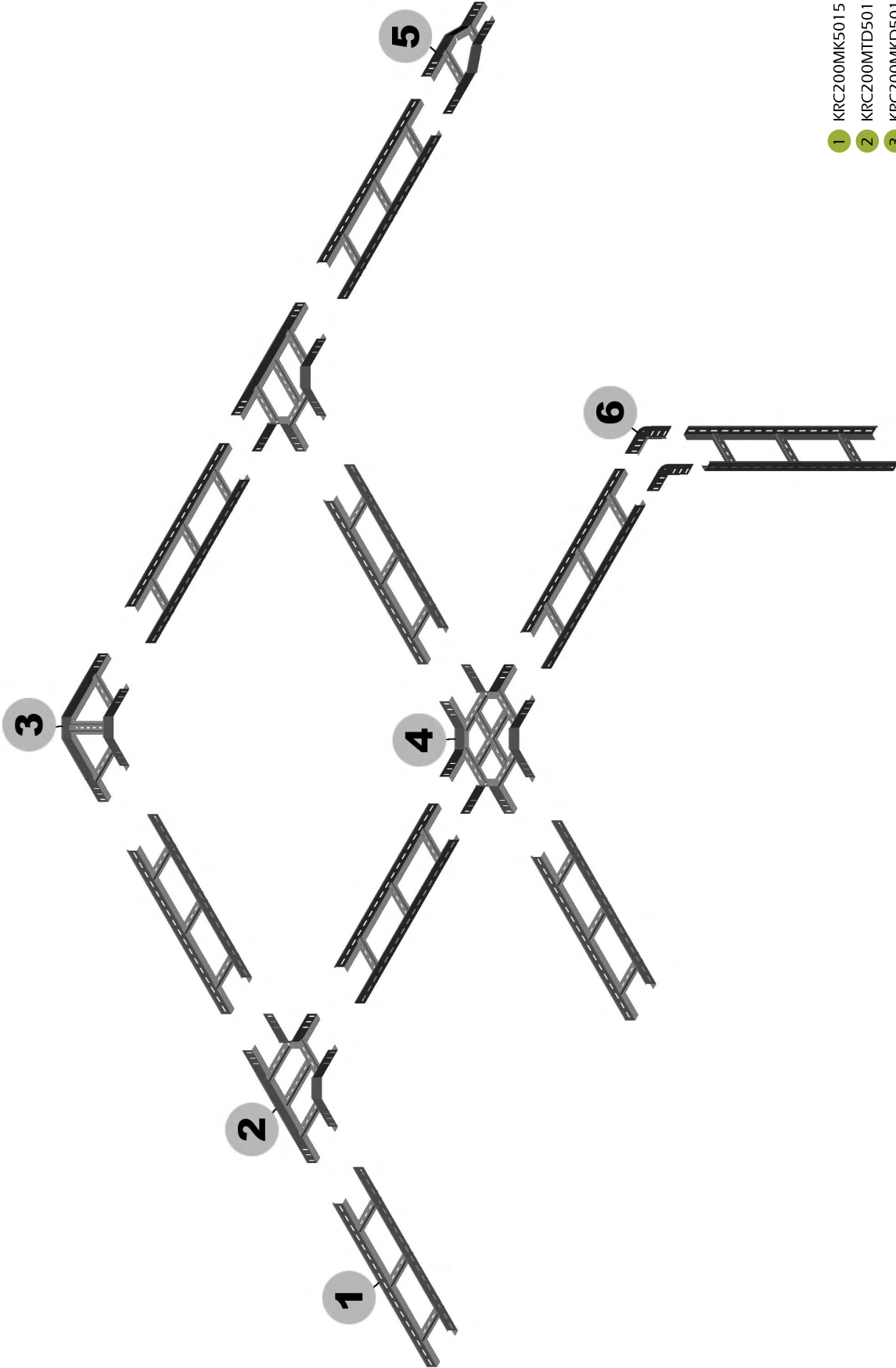
KRC200MID10015



## Dış Bükey Dönüş Montaj Vertical Outside Bend Mounting



Merdiven Kanallar Montajı  
Cable Ladder Mounting



- 1 KRC200MK5015
- 2 KRC200MTD5015
- 3 KRC200MKD5015
- 4 KRC200MDD5015
- 5 KRC200MRD5015
- 6 KRC050SDE

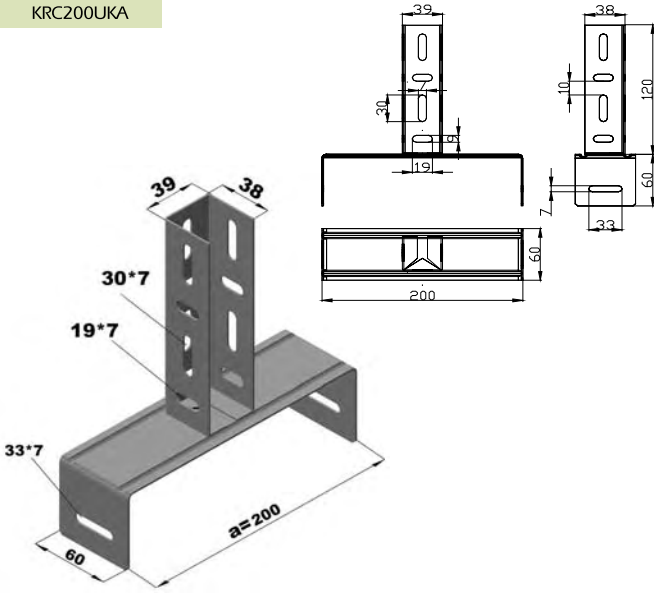
Konsollar ve Taşıma Sistemleri  
Tray Fixing Supports

"U" Tavan Askı  
"U" Ceiling Rack

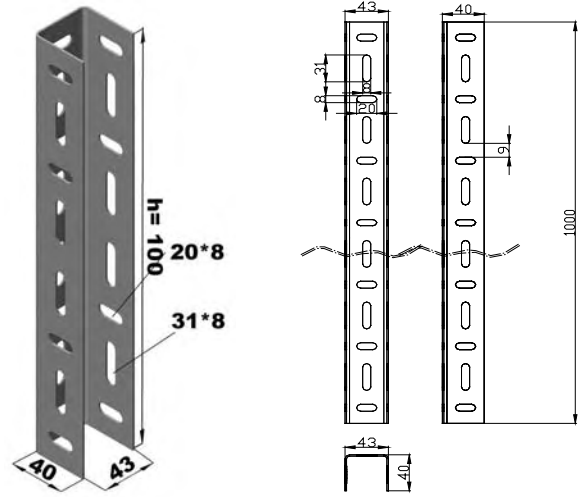
Sipariş Kodu Order Code	a Genişlik Width (mm)	e Kalınlık Thickness (mm)	Ağırlık Weight (kg/ad)
KRC050UKA	50	1.5	0.294
KRC100UKA	100	1.5	0.329
KRC150UKA	150	1.5	0.364
KRC200UKA	200	1.5	0.399
KRC250UKA	250	1.5	0.351
KRC300UKA	300	1.5	0.568

Sipariş Kodu Order Code	h Yükseklik Height (mm)	e Kalınlık Thickness (mm)	Ağırlık Weight (kg/ad)
KRC1UTM	120	1.5	0.331
KRC2UTM	500	1.5	0.846
KRC050UP	500	1.5	0.690
KRC100UP	1000	1.5	1.380
KRC150UP	1500	1.5	2.070
KRC200UP	2000	1.5	2.760
KRC300UP	3000	1.5	4.140

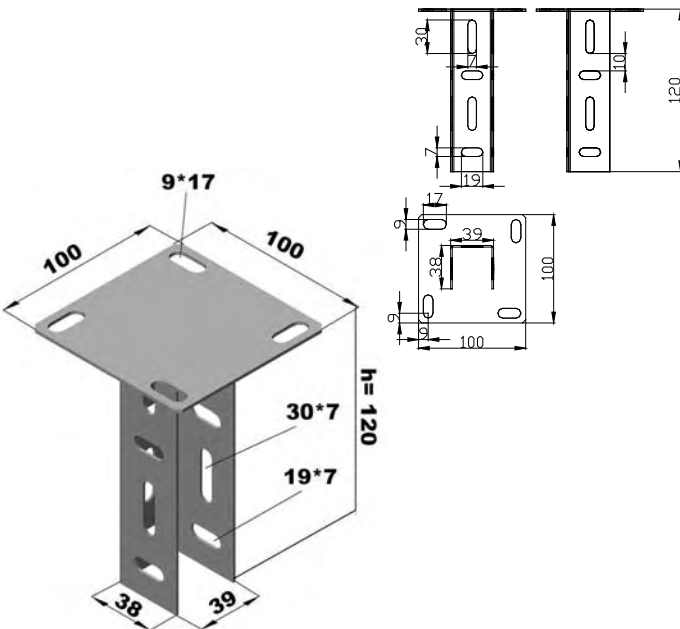
KRC200UKA



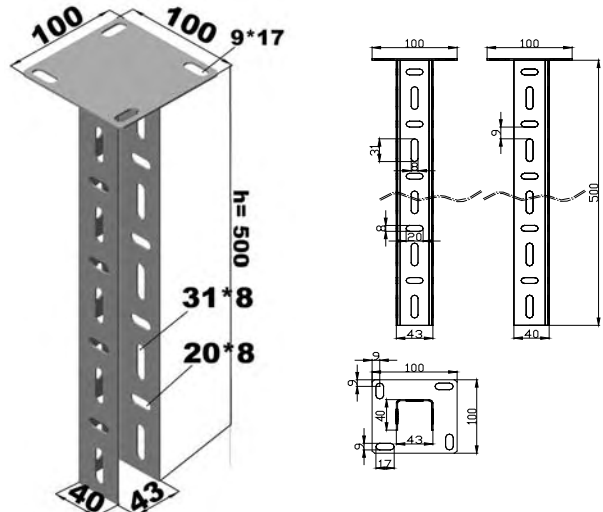
KRC100UP



KRC1UTM

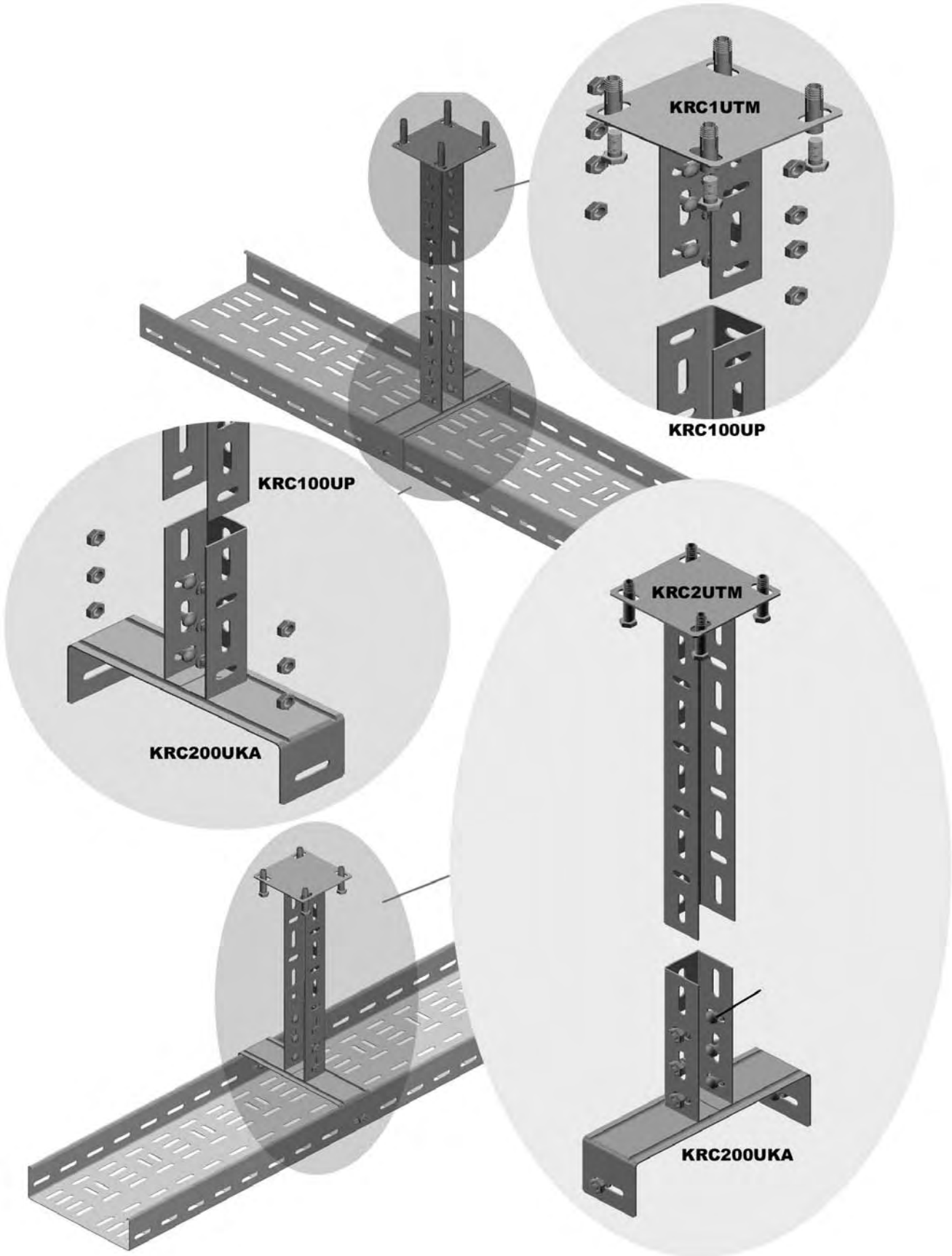


KRC2UTM





"U" Tavan Askı Montaj  
"U" Ceiling Rack Mounting

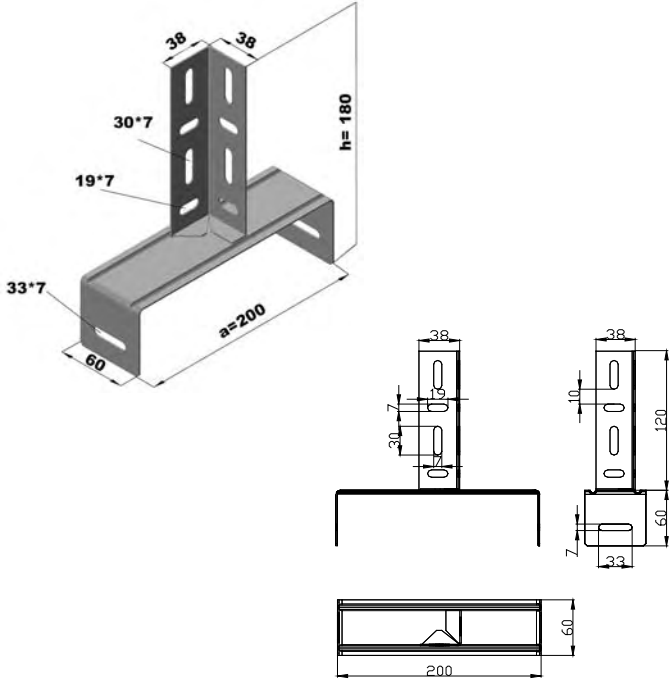


"L" Tavan Askı  
"L" Ceiling Rack

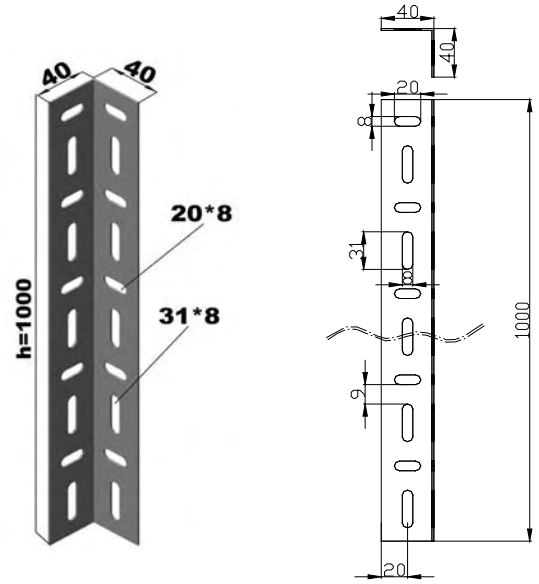
Sipariş Kodu Order Code	a Genişlik Width (mm)	e Kalınlık Thickness (mm)	Ağırlık Weight (kg/ad)
KRC050LKA	50	1.5	0.237
KRC100LKA	100	1.5	0.272
KRC150LKA	150	1.5	0.307
KRC200LKA	200	1.5	0.342
KRC250LKA	250	1.5	0.464
KRC300LKA	300	1.5	0.511

Sipariş Kodu Order Code	h Yükseklik Height (mm)	e Kalınlık Thickness (mm)	Ağırlık Weight (kg/ad)
KRC1LTM	120	1.5	0.274
KRC2LTM	500	0.586	
KRC050LP	500	1.5	0.468
KRC100LP	1000	1.5	0.936
KRC150LP	1500	1.5	1.404
KRC200LP	2000	1.5	1.872
KRC300LP	3000	1.5	2.808

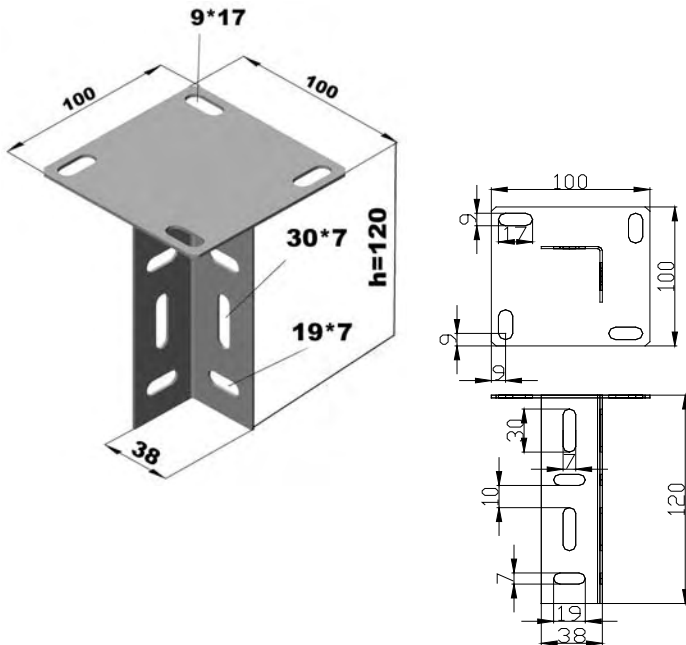
KRC200LKA



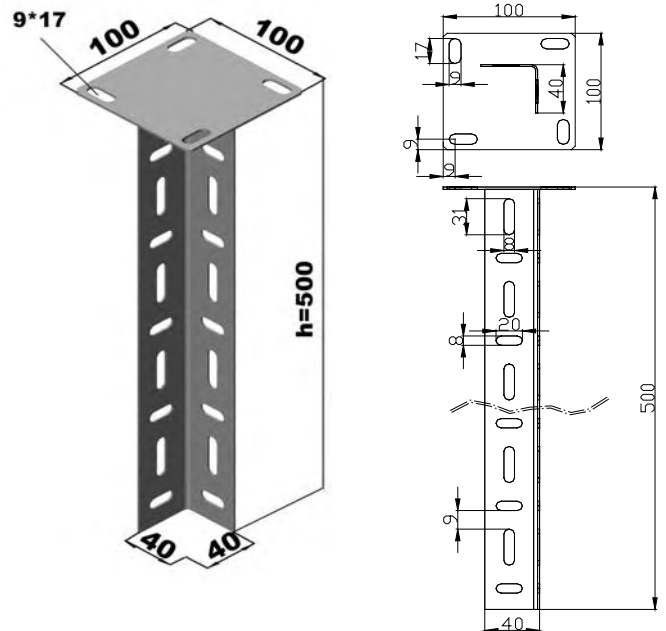
KRC100LP



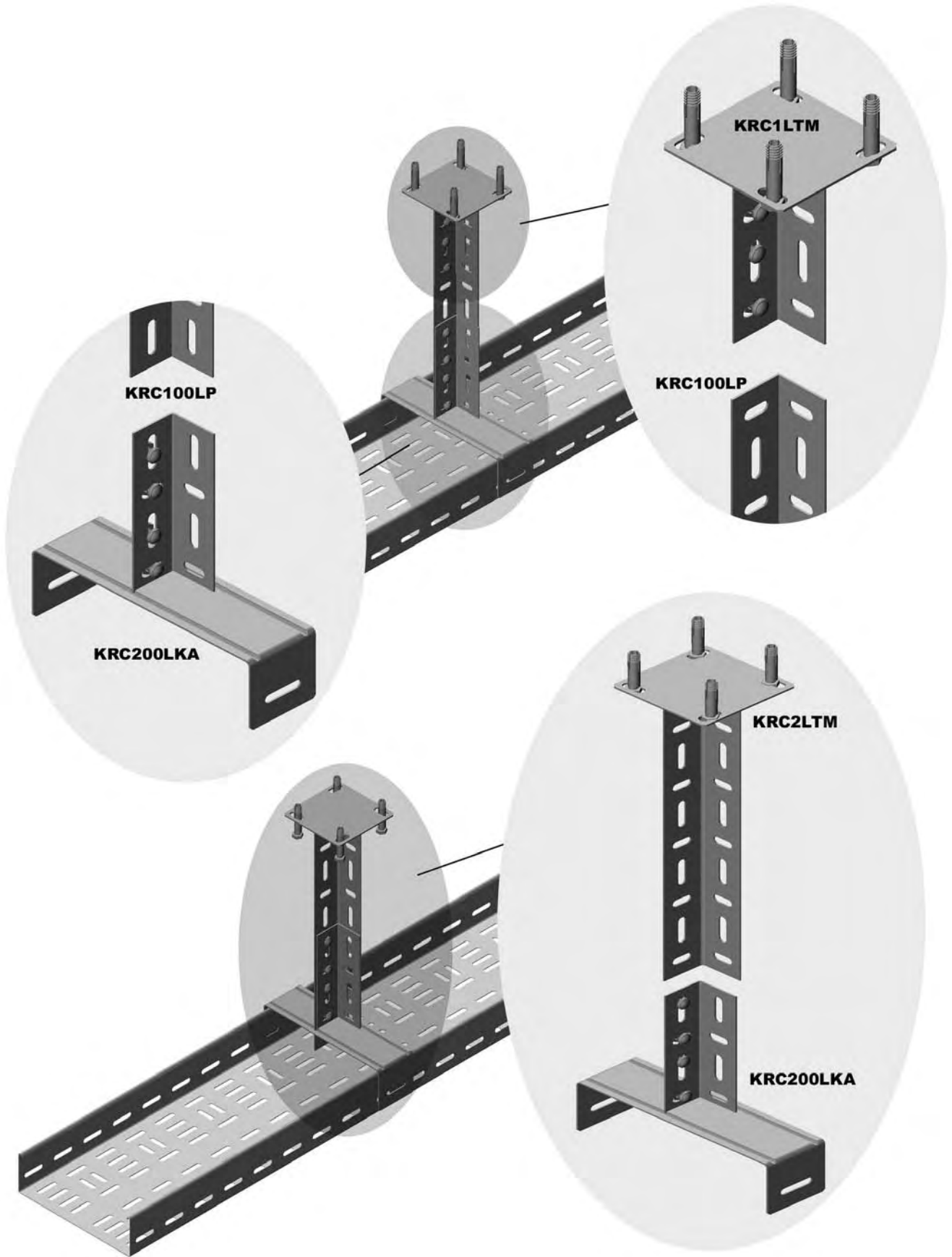
KRC1LTM



KRC2LTM



"L" Tavan Askı Montaj  
"L" Ceiling Rack Mounting

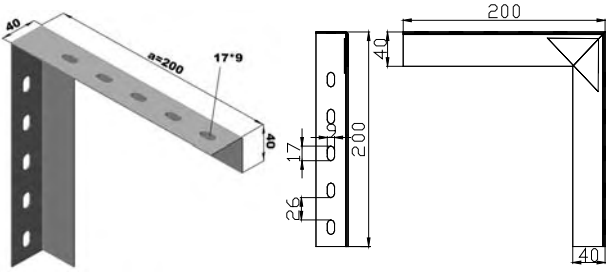


## Duvar Tipi Kanal Taşıyıcılar Wall Type Tray Supports

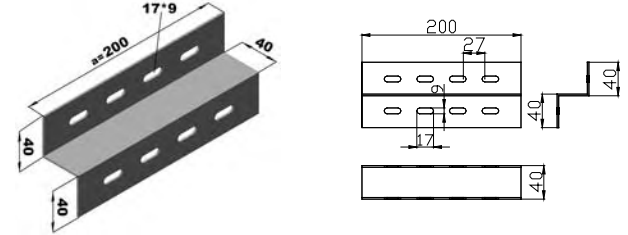
Sipariş Kodu Order Code	a Genişlik Width (mm)	e Kalınlık Thickness (mm)	Ağırlık Weight (kg/ad)
KRC1050KDK	50	2	0.149
KRC1100KDK	100	2	0.274
KRC1150KDK	150	2	0.374
KRC1200KDK	200	2	0.499
KRC1250KDK	250	2	0.624
KRC1300KDK	300	2	0.811
KRC1400KDK	400	2	1.216
KRC1500KDK	500	2	1.421
KRC1600KDK	600	2	1.824
KRC2050KDK	50	2	0.377
KRC2100KDK	100	2	0.470
KRC2150KDK	150	2	0.564
KRC2200KDK	200	2	0.658
KRC2250KDK	250	2	0.751
KRC2300KDK	300	2	0.845
KRC2400KDK	400	2	1.032
KRC2500KDK	500	2	1.210
KRC2600KDK	600	2	1.406

Sipariş Kodu Order Code	a Genişlik Width (mm)	e Kalınlık Thickness (mm)	Ağırlık Weight (kg/ad)
KRC050Dİ	50	2	0.094
KRC100Dİ	100	2	0.188
KRC150Dİ	150	2	0.283
KRC200Dİ	200	2	0.377
KRC250Dİ	250	2	0.471
KRC300Dİ	300	2	0.565
KRC400Dİ	400	2	0.755
KRC500Dİ	500	2	0.944
KRC600Dİ	600	2	1.133

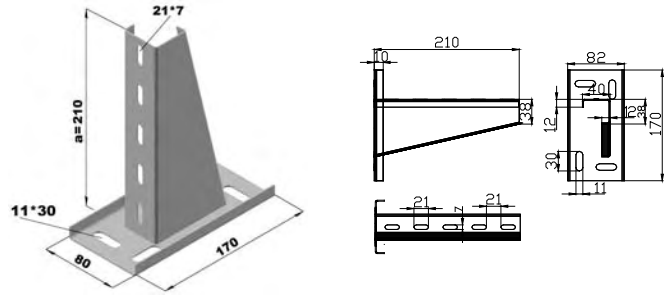
KRC1200KDK



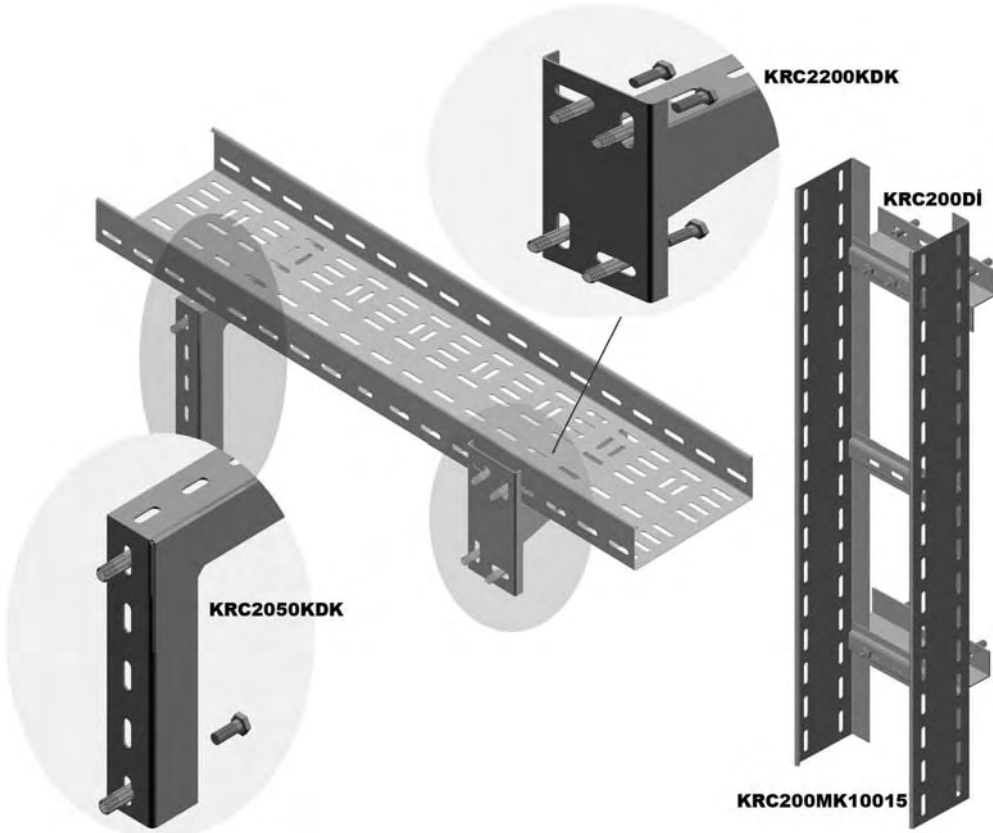
KRC200Dİ



KRC2200KDK



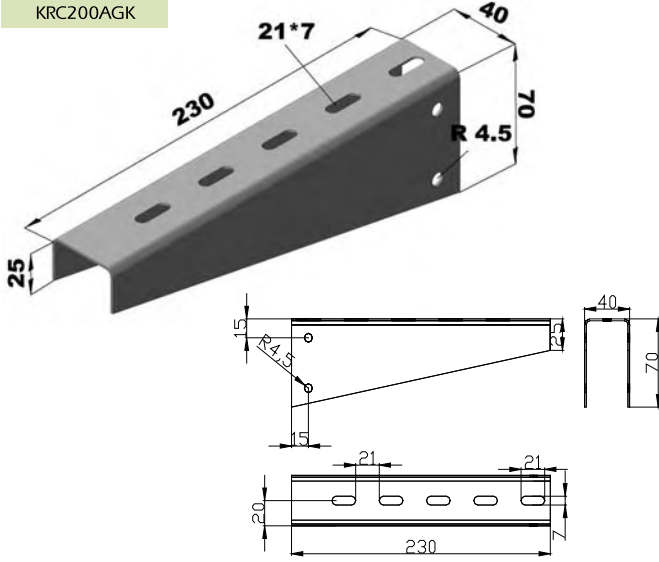
## Duvar Tipi Kanal Taşıyıcılar Wall Type Tray Supports



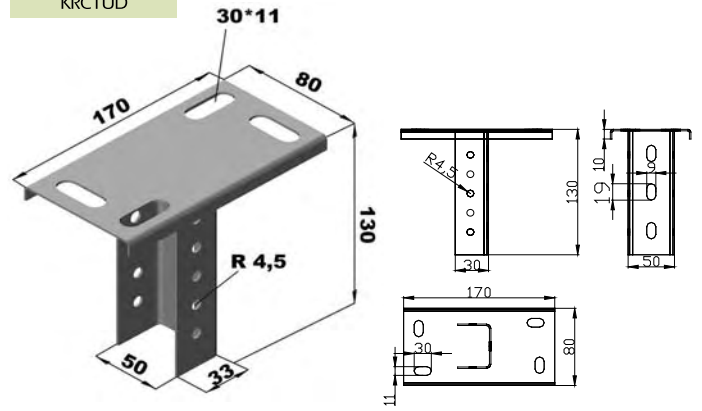
## Kanal Taşıyıcıları Tray Fixing Supports

Sipariş Kodu Order Code	a Genişlik Width (mm)	e Kalınlık Thickness (mm)	Ağırlık Weight (kg/ad)
KRC050AGK	50	2	0.162
KRC100AGK	100	2	0.263
KRC150AGK	150	2	0.365
KRC200AGK	200	2	0.466
KRC250AGK	250	2	0.567
KRC300AGK	300	2	0.669
KRC400AGK	400	2	0.872
KRC500AGK	500	2	1.074
KRC600AGK	600	2	1.227

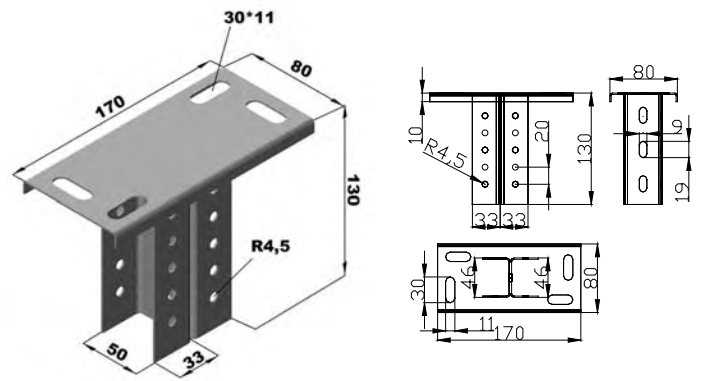
KRC200AGK



KRC1UD

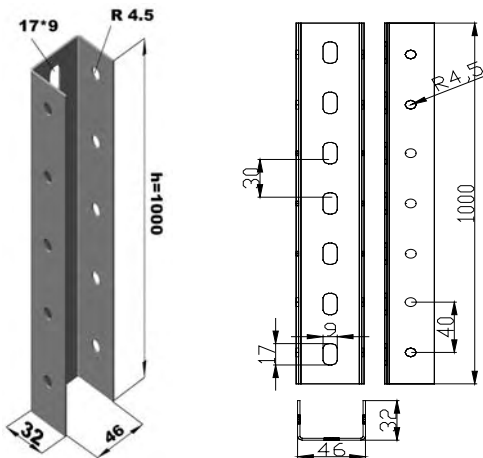


KRC2UD

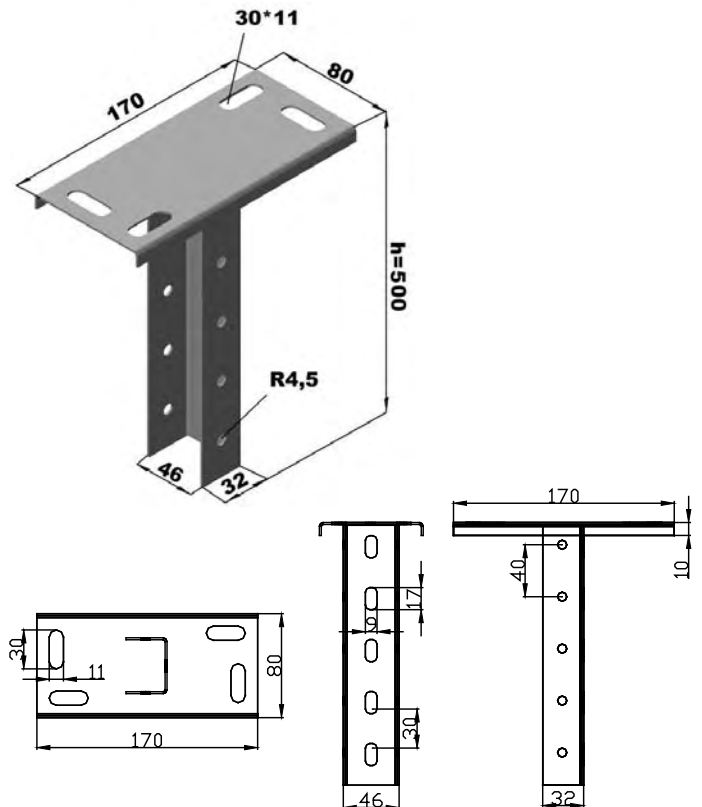


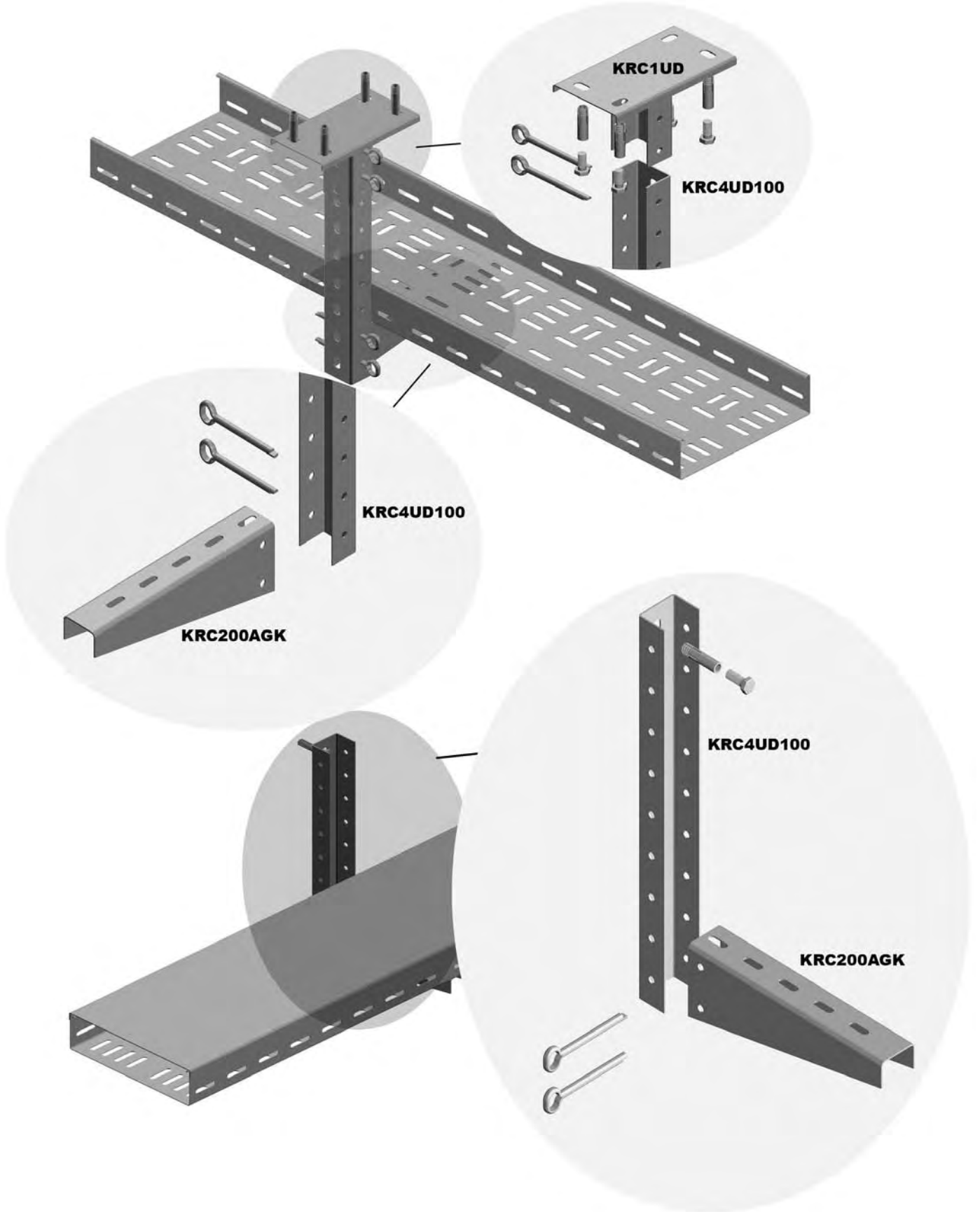
Sipariş Kodu Order Code	h Yükseklik Height (mm)	e Kalınlık Thickness (mm)	Ağırlık Weight (kg/ad)
KRC1UD	130	2	0.488
KRC2UD	130	2	0.711
KRC1UD50	500	2	1.070
KRC4UD100	1000	2	1.602
KRC4UD200	2000	2	3.204
KRC4UD300	3000	2	4.806

KRC4UD100



KRC1UD50

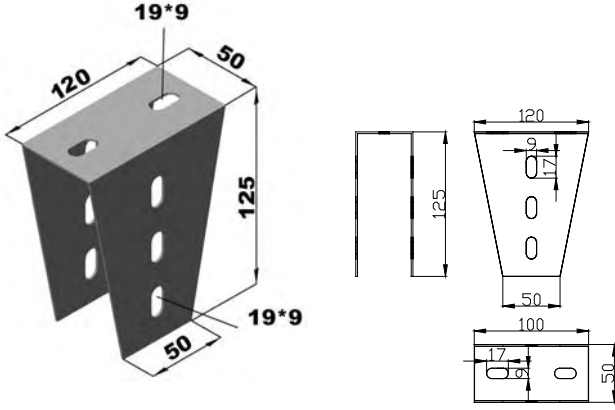




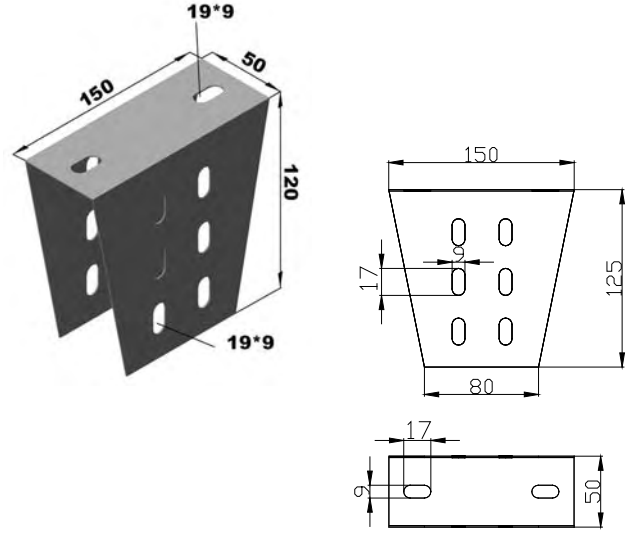
## U Profil Tavan Montaj Elemanları U Ceiling Tray Fixing Supports

Sipariş Kodu Order Code	e Kalınlık Thickness (mm)	Ağırlık Weight (kg/m)
KRC3UD	2	0.376
KRC4UD	2	0.706
KRC5UD	2	0.565
KRC6UD	2	0.570

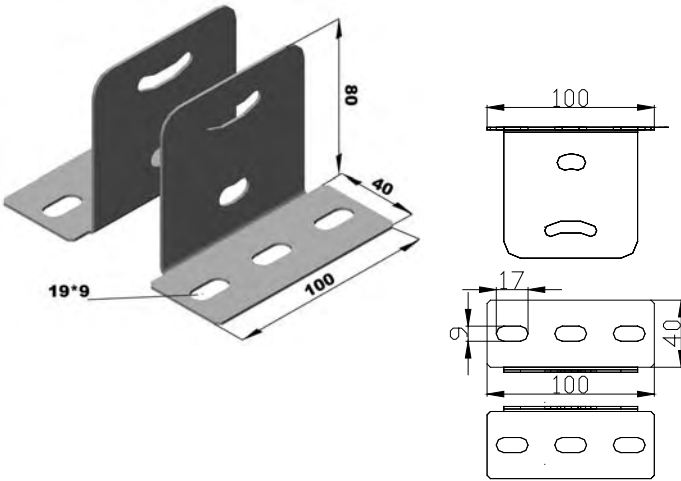
KRC3UD



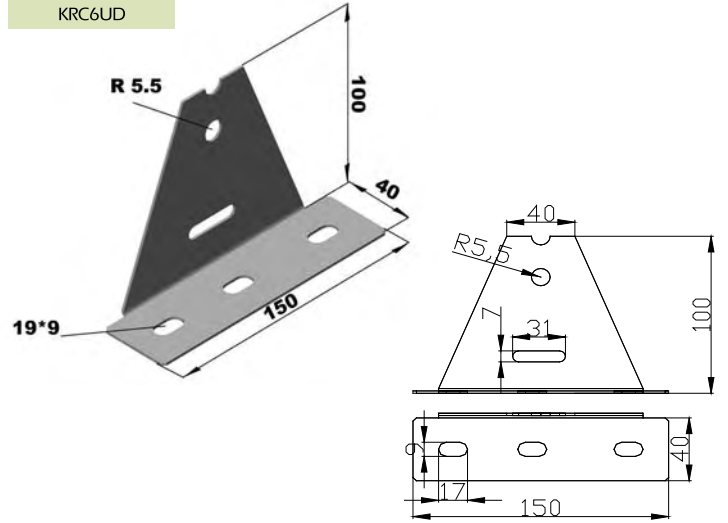
KRC4UD



KRC5UD



KRC6UD



## Civata ve Çelik Dübeller Bolt and threaded nuts

Sipariş Kodu Order Code	Ağırlık Weight (kg/ad)
KRCM6X15CSP	0.008
KRCM8S	0.004
KRCM8P	0.002
KRCM10X30C	0.027
KRCM10S	0.010
KRCM10P	0.030
KRCM8XÇEKME	0.041
KRCM8XÇAKMALI	0.041
KRCM10XÇEKME	0.059
KRCM10XÇAKMALI	0.059
KRCM8X60K	0.022
KRCM8U	0.014
KRCM10U	0.028

KRCM6X15CSP



KRC8XÇAKMALI



KRC8XÇEKME



KRCM8U



KRCM8X15CSP



KRC10XÇAKMALI

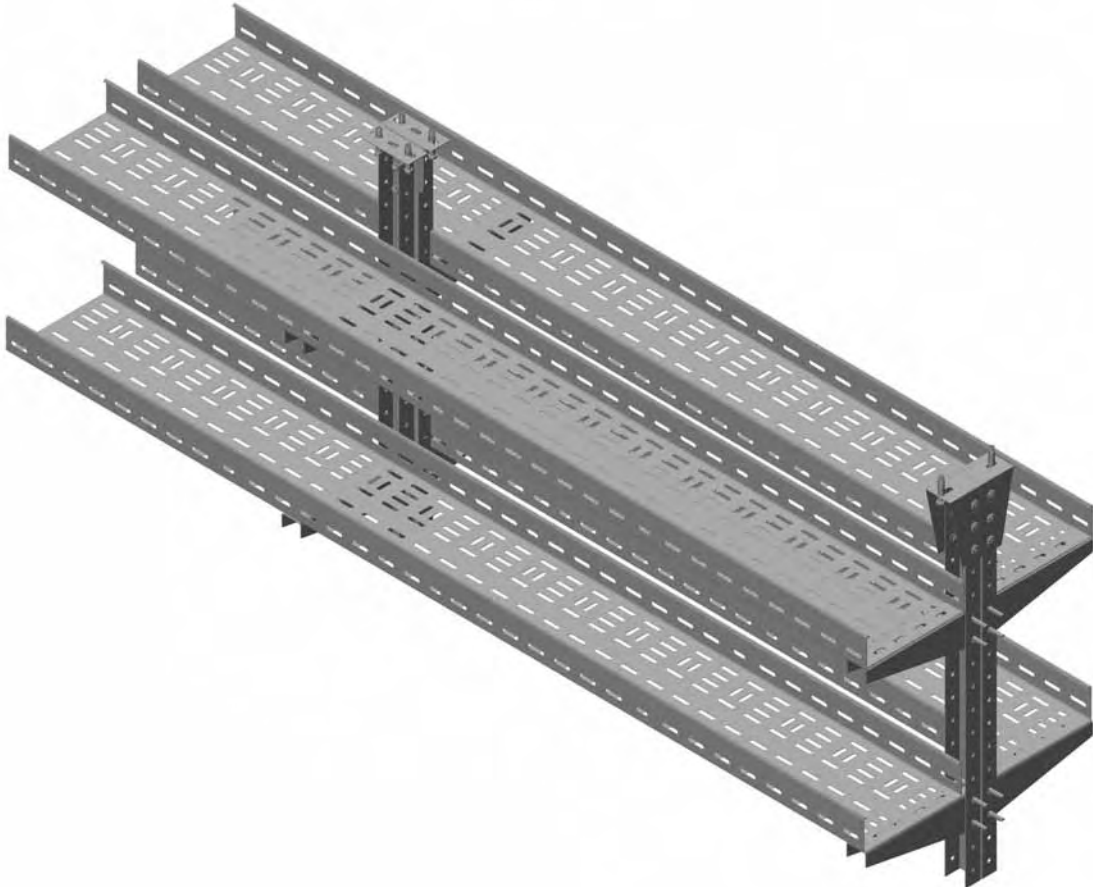




KRC10XÇEKME



KRCM8X60K



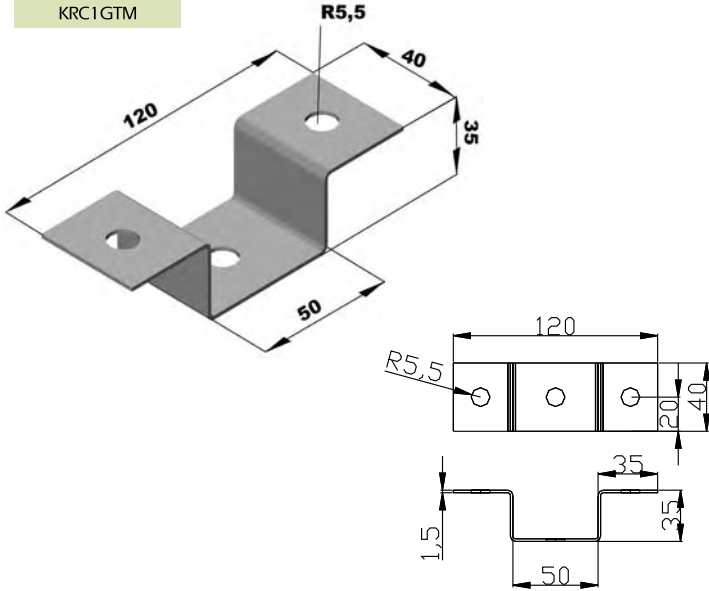




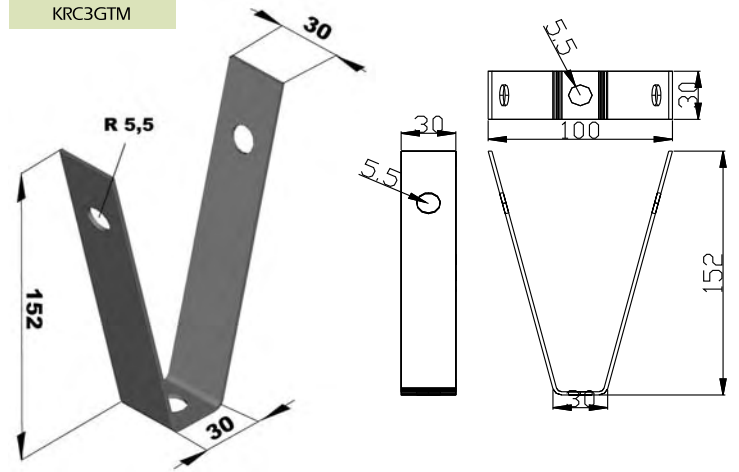
## Askı Tijleri ve Taşıma Sistemleri Threaded Fixing Reods

Sipariş Kodu Order Code	h Yükseklik Height (mm)	Ağırlık Weight (kg/ad)
KRCM8100GJ	1000	0.305
KRCM8200GJ	2000	0.600
KRCM10100GJ	1000	0.465
KRCM10200GJ	2000	0.930
KRCM8U		0.019
KRCM10U		0.041
KRCM8PUL		0.002
KRCM10PUL		0.003
KRC1GTM		0.110
KRC2GTM		0.117
KRC3GTM		0.126

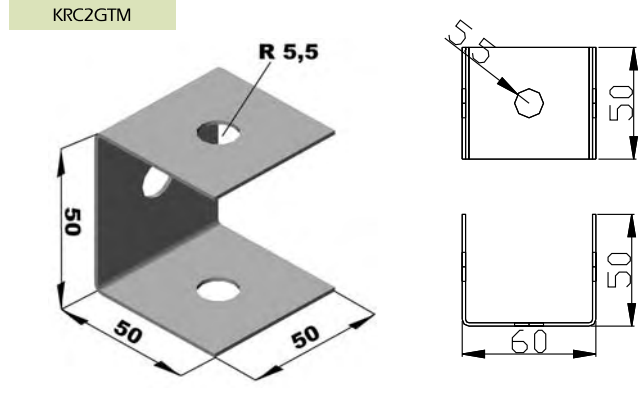
KRC1GTM



KRC3GTM



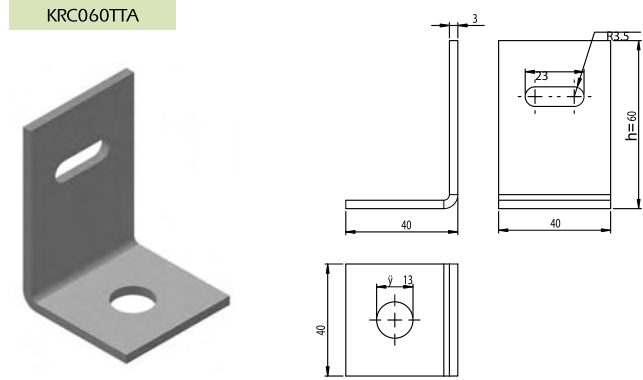
KRC2GTM



KRCM8100GJ

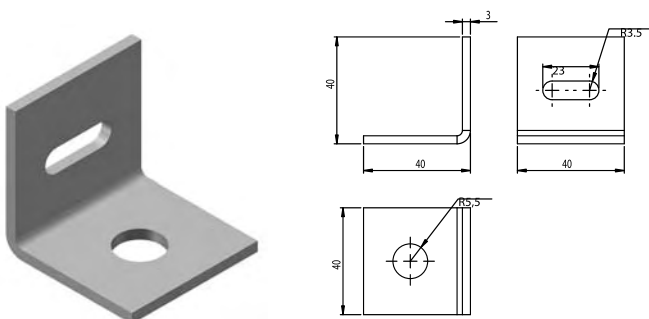


KRC060TTA

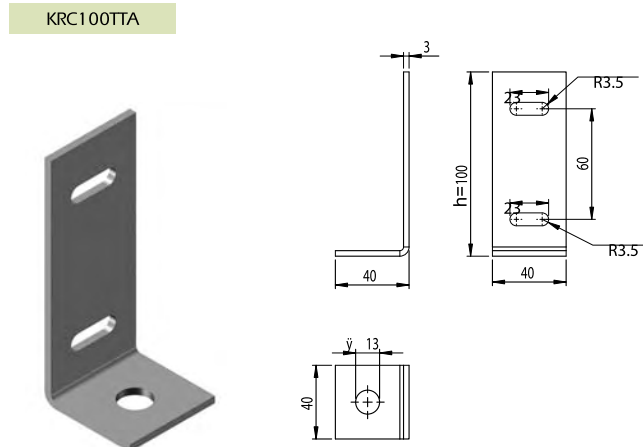


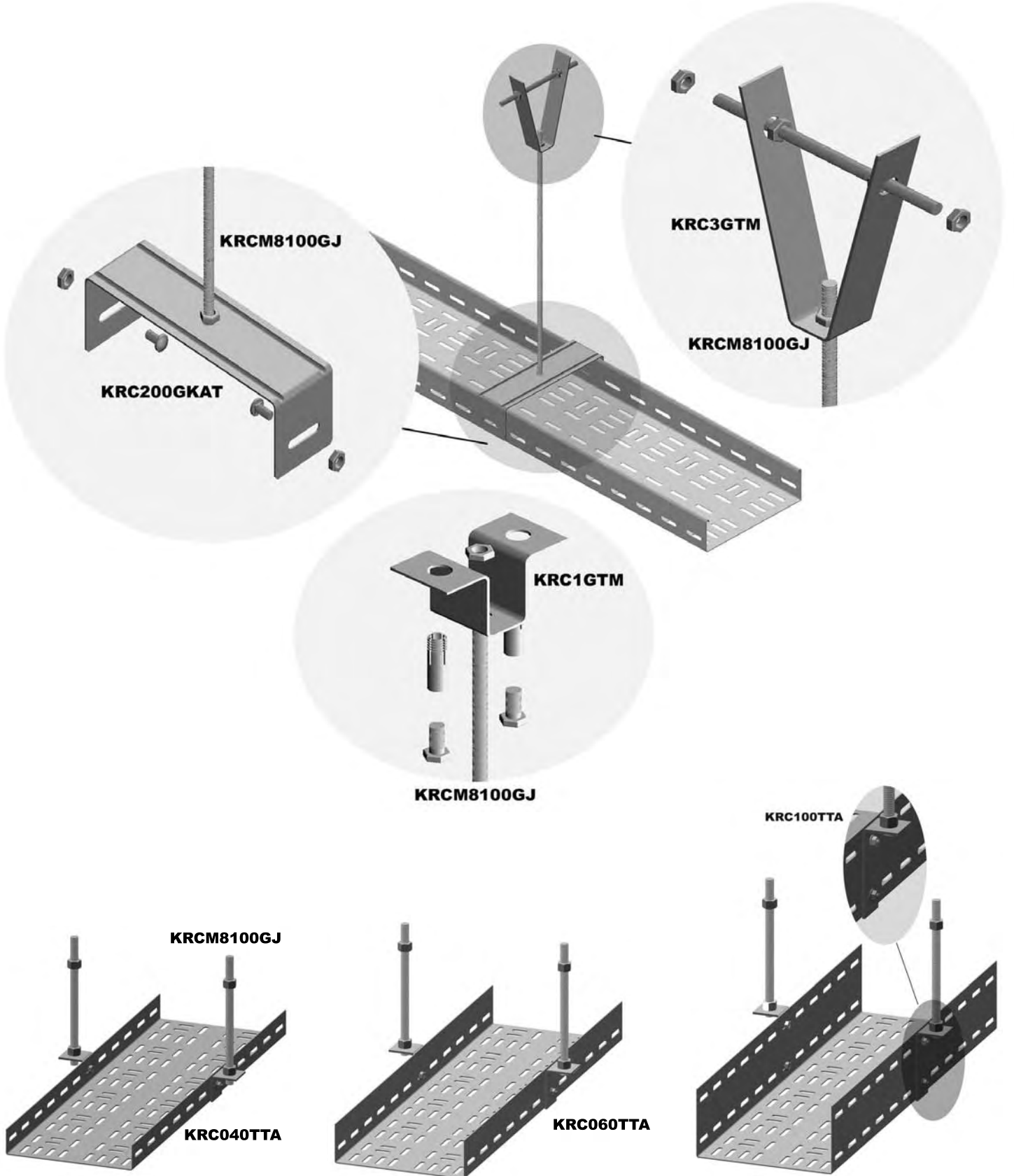
Sipariş Kodu Order Code	h Yükseklik height (mm)	e Kalınlık Thickness (mm)	Ağırlık Weight (kg/ad)
KRC040TTA	40	3.0	0.102
KRC060TTA	60	3.0	0.127
KRC100TTA	100	3.0	0.177

KRC040TTA



KRC100TTA

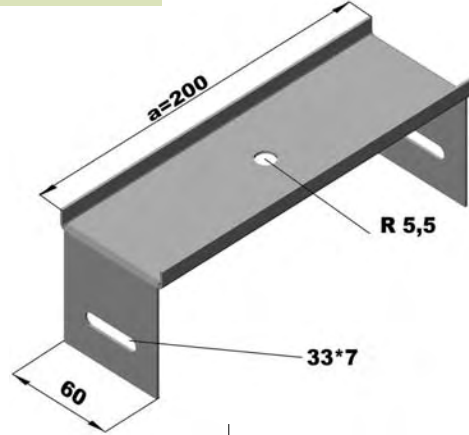




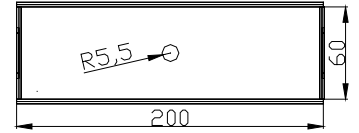

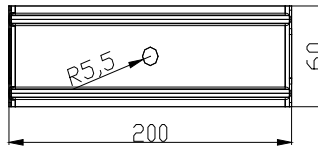
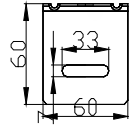
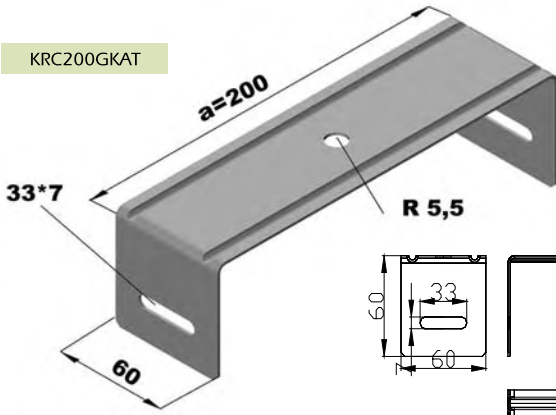
## Tijli Taşıma Sistemleri Askı Aparatları Rack Fitting Parts

Sipariş Kodu Order Code	a Genişlik Width (mm)	e Kalınlık Thickness (mm)	Ağırlık Weight (kg/ad)
KRC050GKAT	50	1.5	0.119
KRC100GKAT	100	1.5	0.154
KRC150GKAT	150	1.5	0.189
KRC200GKAT	200	1.5	0.224
KRC250GKAT	250	1.5	0.346
KRC300GKAT	300	2	0.461
KRC300AGKAT	300	2	0.440
KRC400AGKAT	400	2	0.561
KRC500AGKAT	500	2	0.686
KRC600AGKAT	600	2	0.811
KRC300AGKTM	300	2	0.627
KRC400AGKTM	400	2	0.807
KRC500AGKTM	500	2	0.986
KRC600AGKTM	600	2	1.166

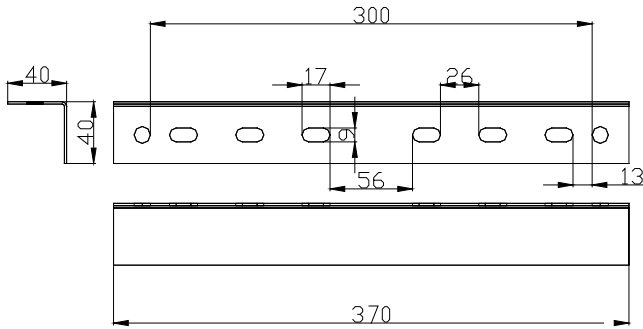
KRC250GKAT



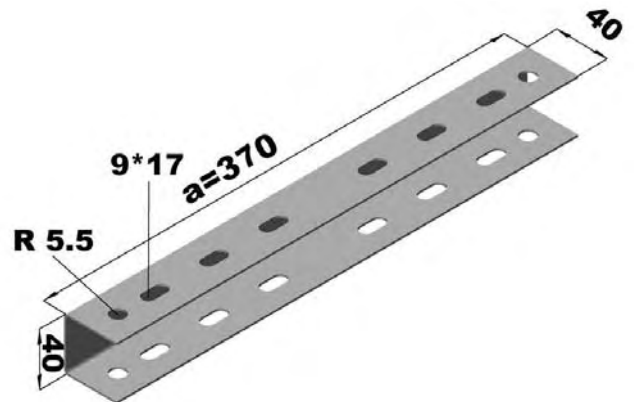
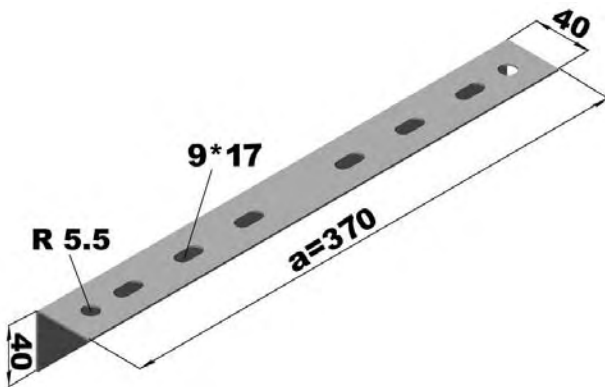
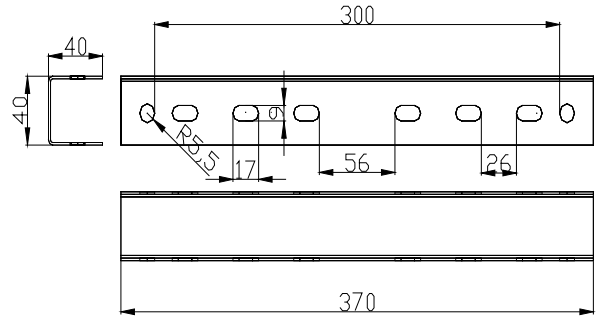
KRC200GKAT

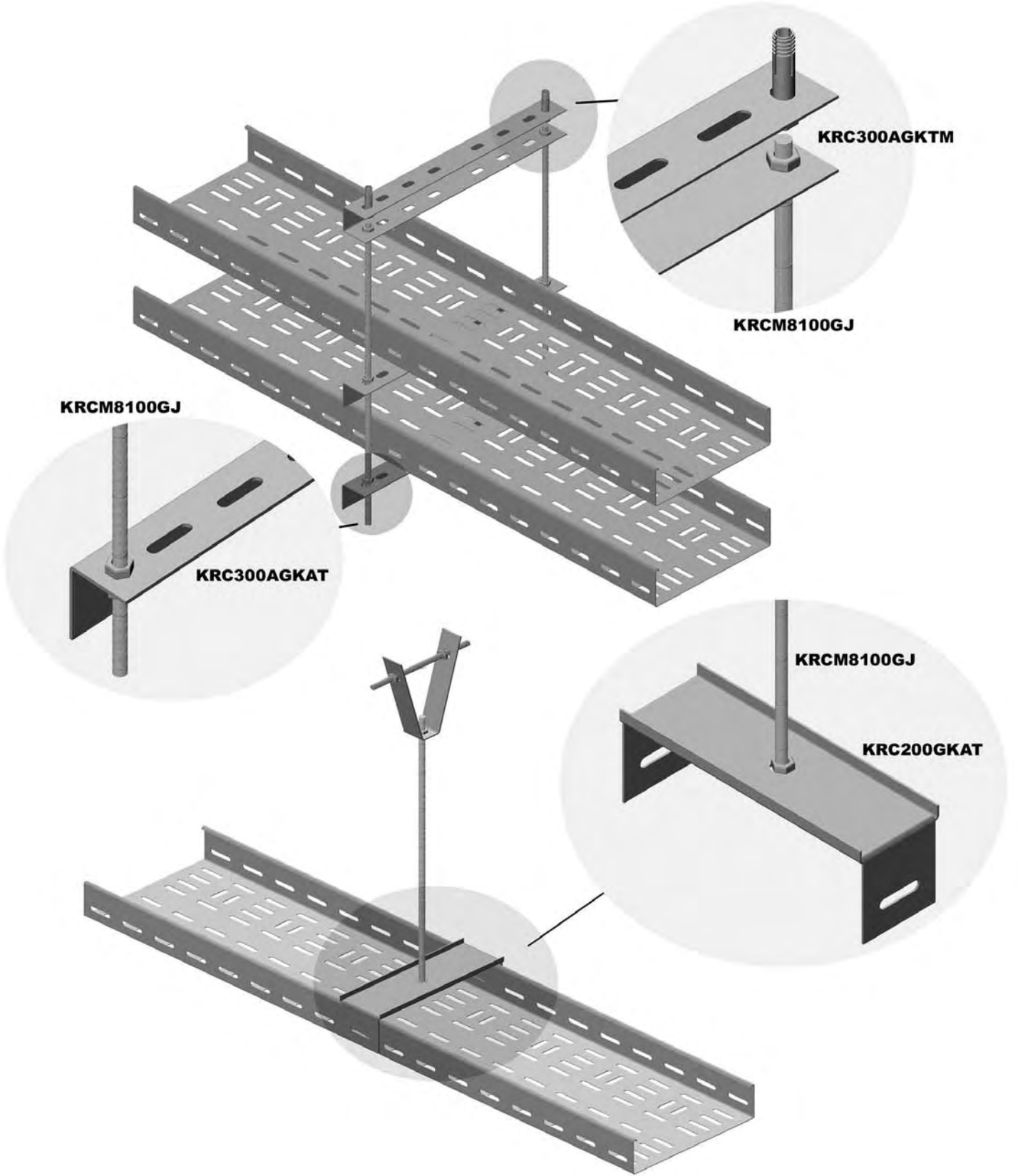


KRC300AGKAT



KRC300AGKTM





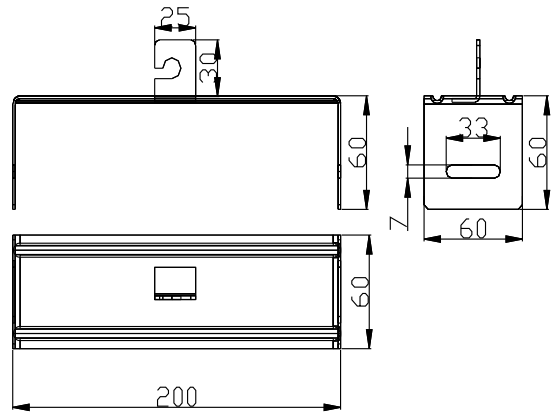
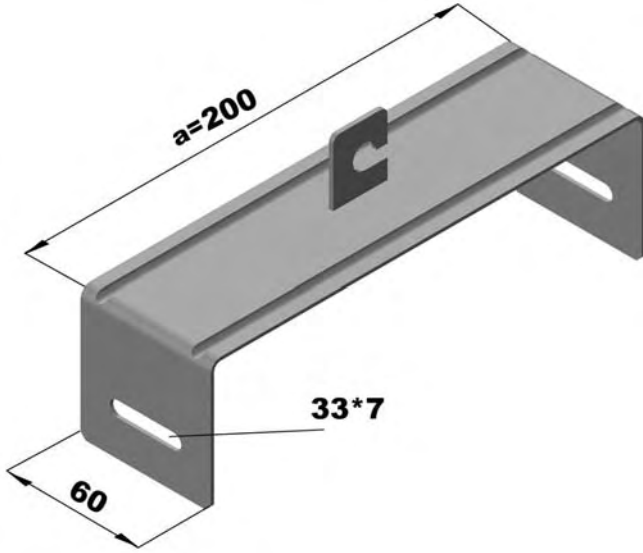
## Zincirli Taşıma Sistemleri Askı Aparatları Chained Fixing Supports & Threaded Parts

Sipariş Kodu Order Code	a Genişlik Width (mm)	e Kalınlık Thickness (mm)	Ağırlık Weight (kg/ad)
KRC1ZTM		2	0.176
KRC2ZTM		2	0.146
KRCZİNCİR			0.300
KRC050ZKAT	50	1.5	0.139
KRC100ZKAT	100	1.5	0.174
KRC150ZKAT	150	1.5	0.209
KRC200ZKAT	200	1.5	0.244
KRC250ZKAT	250	1.5	0.366
KRC300ZKAT	300	1.5	0.415

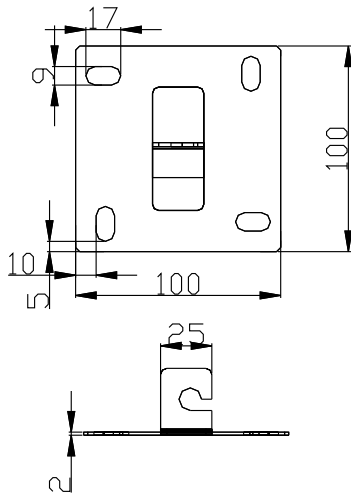

KRCZİNCİR



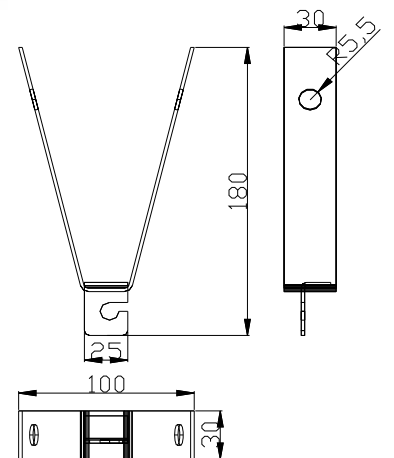
KRC200ZKAT



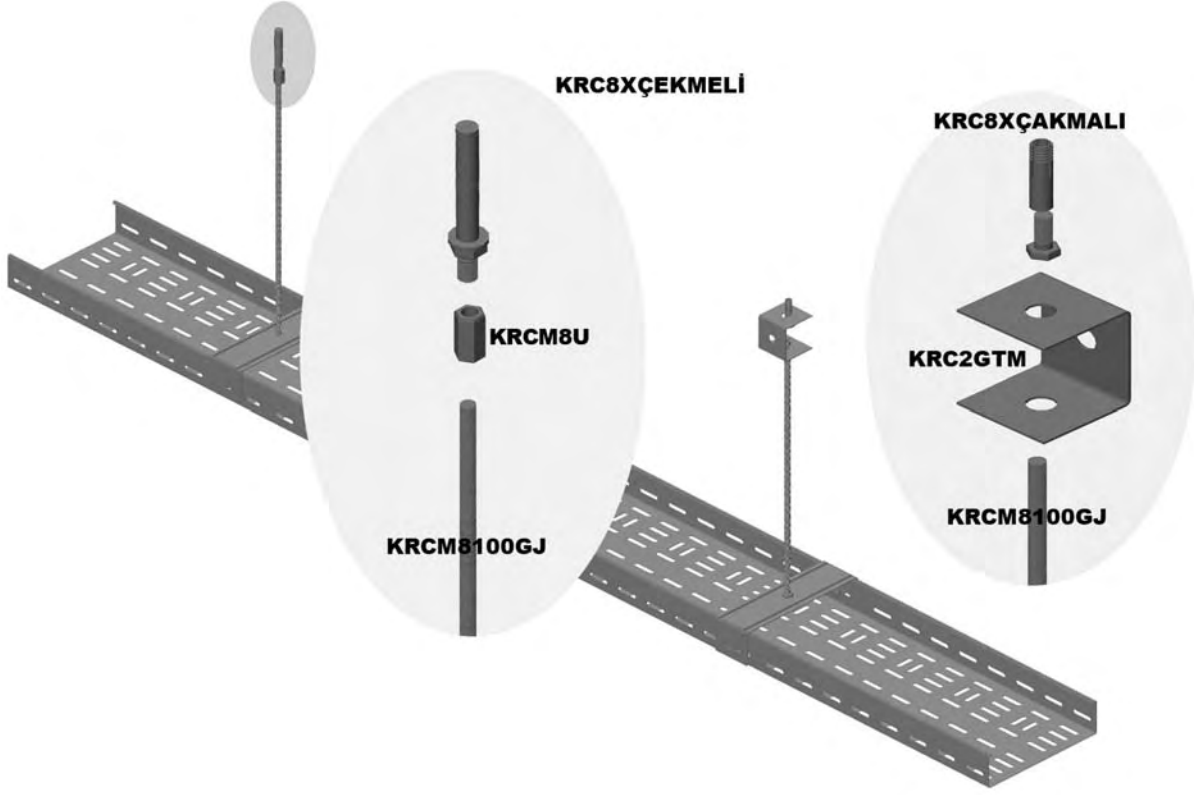
KRC1ZTM



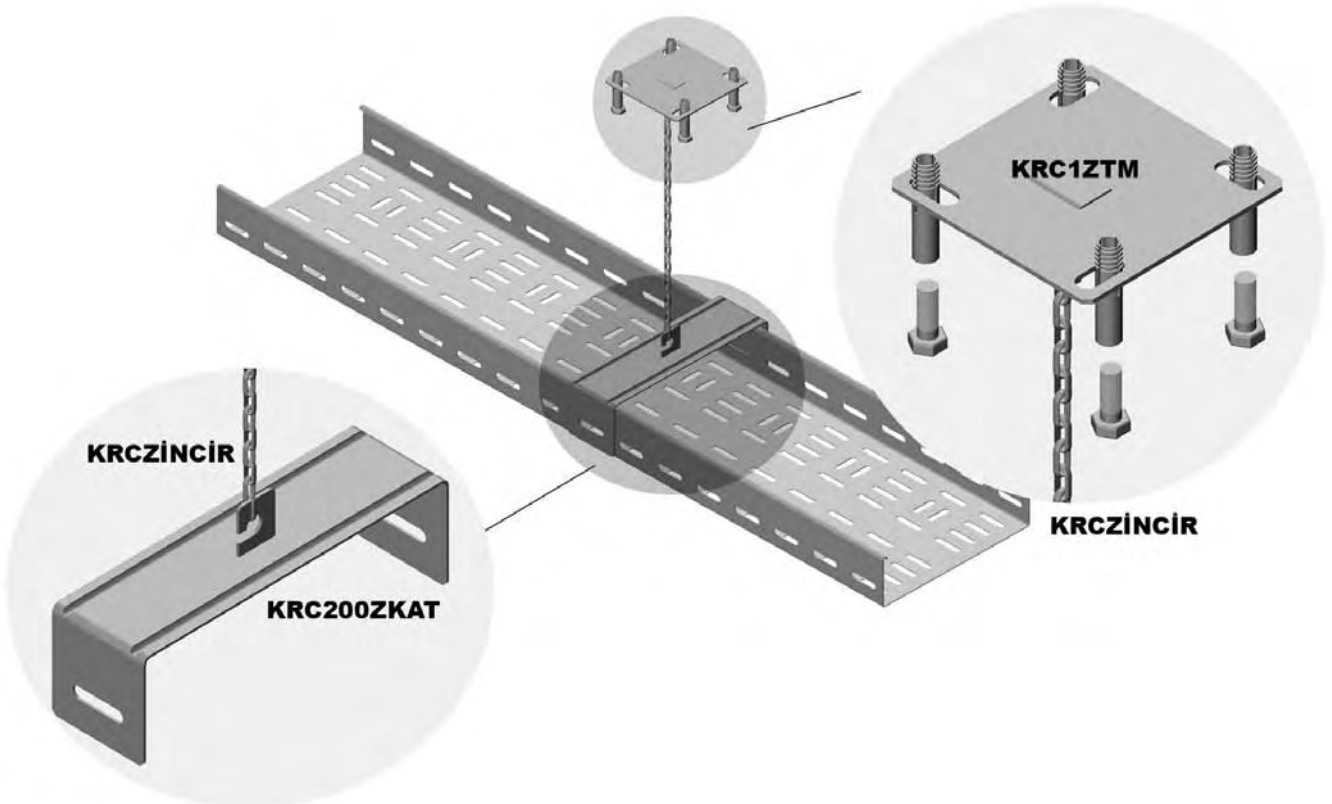
KRC2ZTM



Askı Tijleri ve Taşıma Sistemleri Montaj  
Threaded Fixing Reods Mounting

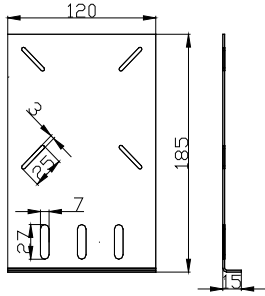


Zincirli Taşıma Sistemleri Askı Aparatları Montaj  
Chained Fixing Supports & Threaded Parts Mounting



## Kanal Üstü Priz Sacları Traytop Outlet Brachets

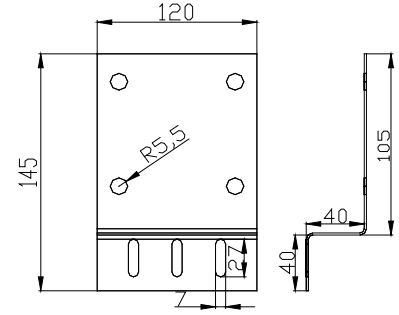
Sipariş Kodu Order Code	Ağırlık Weight (kg/ad)
KRC1KPM	0.376
KRC2KPM	0.376
KRC3KPM	0.476
KRC4KPM	0.376



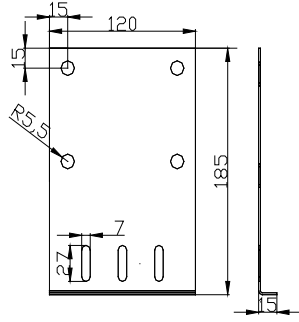
KRC2KPM



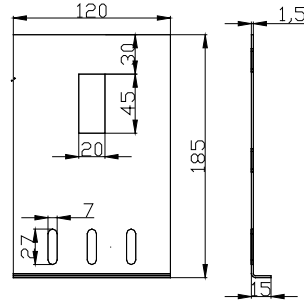
KRC3KPM



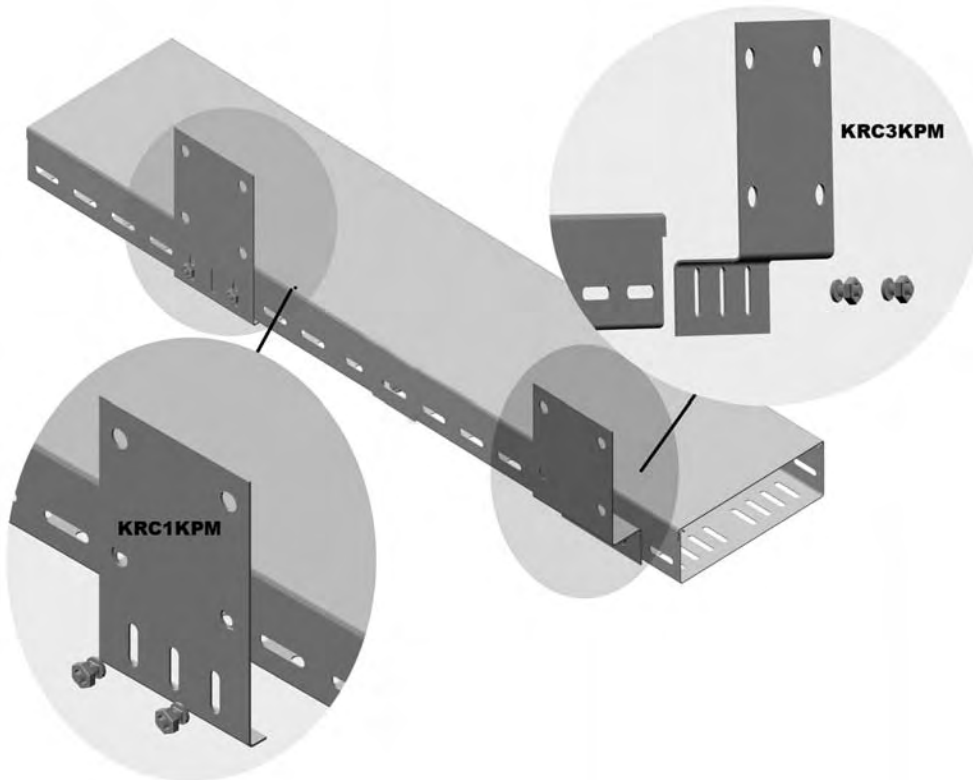
KRC1KPM



KRC4KPM




## Kanal Üstü Priz Sacları Montaj Traytop Outlet Brachets Mounting




## Boru Sistemleri Pipe Systems

Sipariş Kodu Order Code	R Boru çapı Diameter (mm)	Ağırlık Weight (kg/ad)
KRCQ25	25	0.400
KRCQ32	32	1.100
KRCQ42	42	1.500



KRCQ32

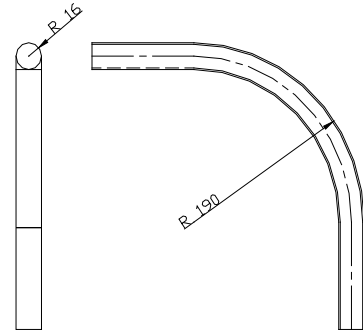


## Boru Köşe Dönüş Elemanları Steel Pipe Bend Parts

Sipariş Kodu Order Code	R Boru çapı Diameter (mm)	Ağırlık Weight (kg/ad)
KRCQ25D	25	0.282
KRCQ32D	32	0.440
KRCQ42D	42	0.750



KRCQ32D

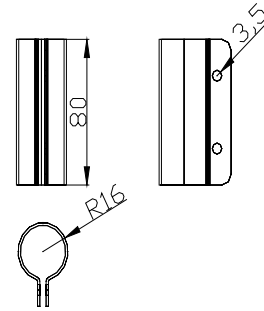


## Boru Ek Parçaları Pipe Connector Parts

Sipariş Kodu Order Code	R Boru çapı Diameter (mm)	Ağırlık Weight (kg/ad)
KRCQ25EK	25	0.070
KRCQ32EK	32	0.090
KRCQ42EK	42	0.100



KRCQ32EK

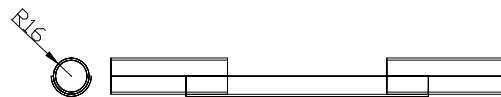


## Boru Kablo Çıkış Elemanı Cable Outlet Part

Sipariş Kodu Order Code	R Boru çapı Diameter (mm)	Ağırlık Weight (kg/ad)
KRCQ25KÇ	25	0.260
KRCQ32KÇ	32	0.323
KRCQ42KÇ	42	0.403



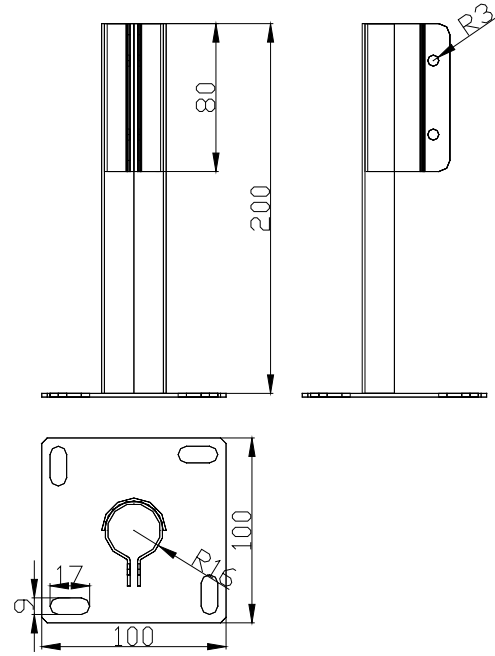
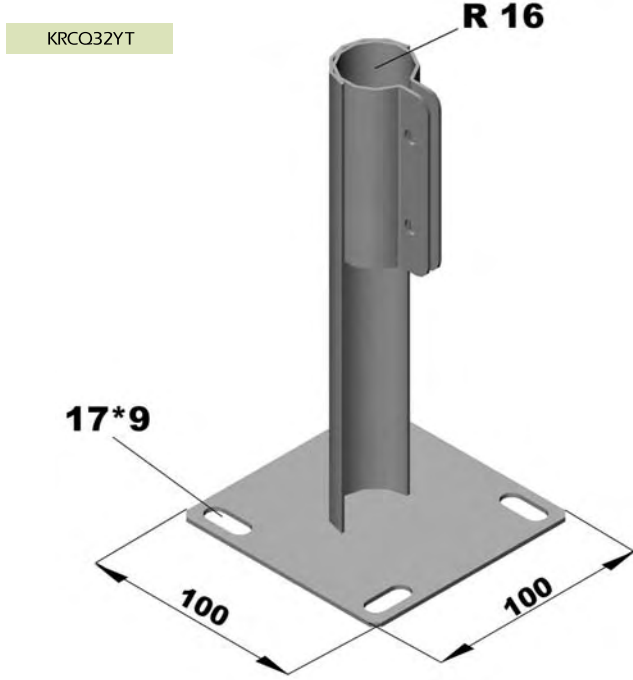
KRCQ32KÇ



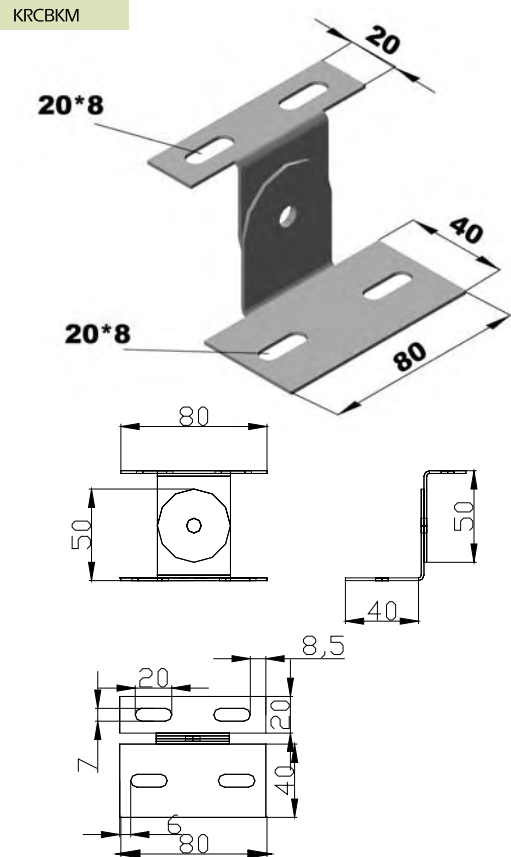
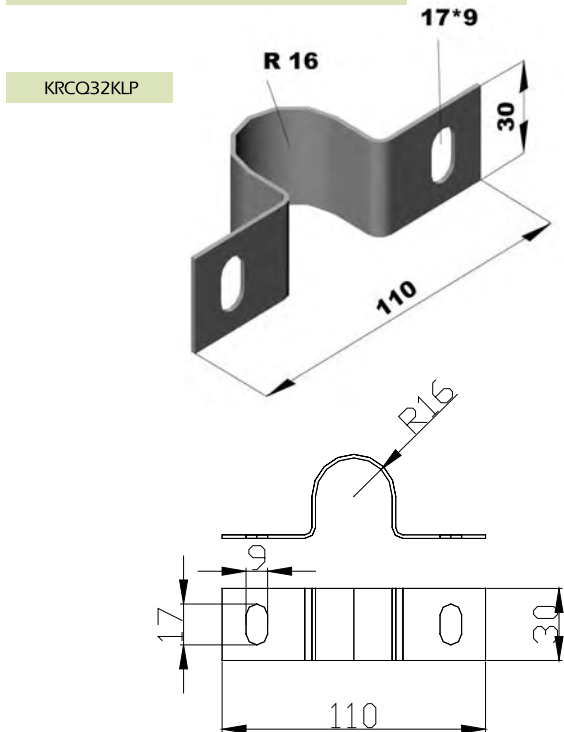


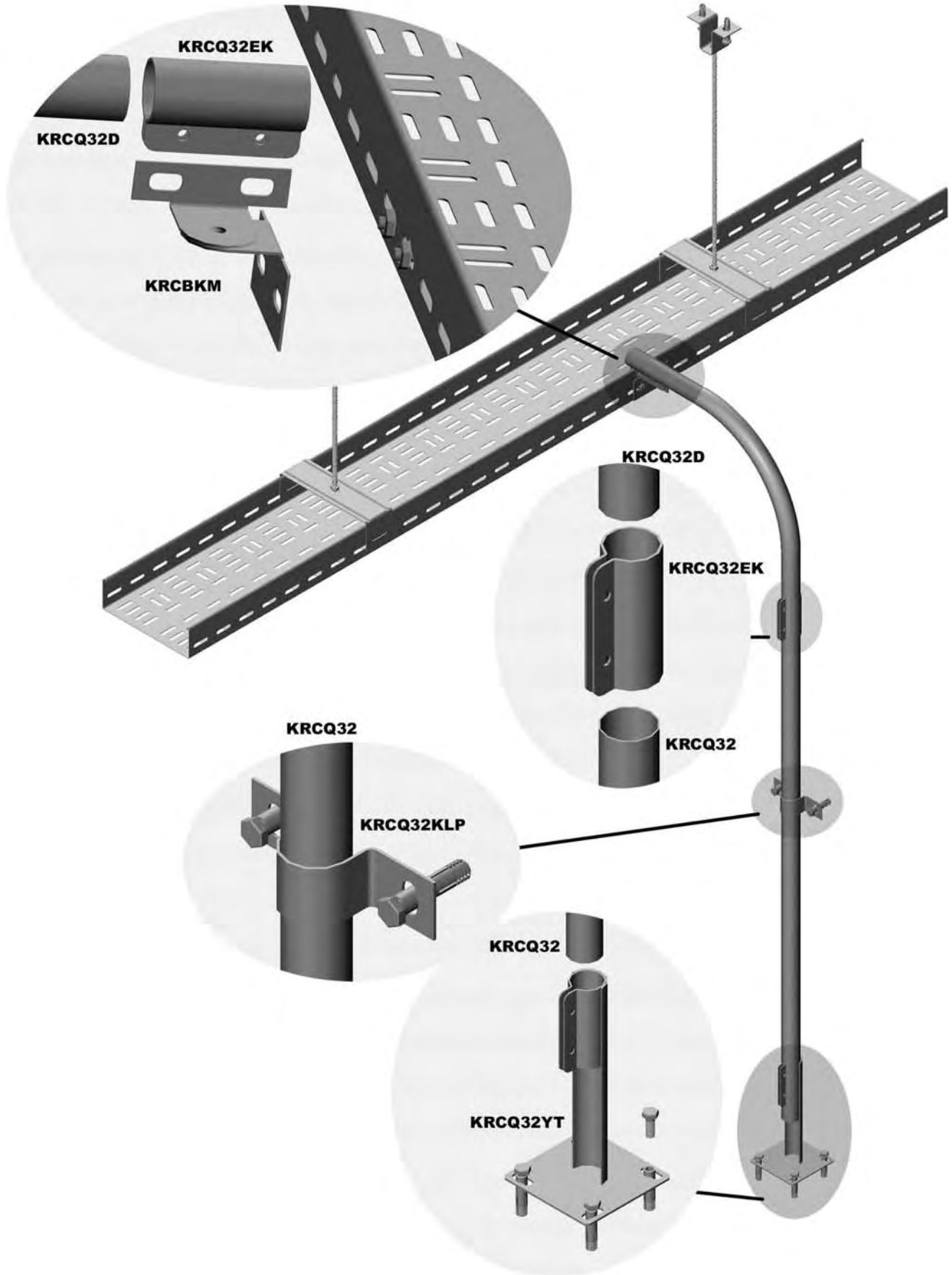
## Boru Yer Tespit Kroşesi ve Boru Kelepçesi Pipe Spot Clip Fixing Krochet & Pipe Clip

Sipariş Kodu Order Code	R Boru çapı Diameter (mm)	Ağırlık Weight (kg/ad)
KRCQ25YT	25	0.390
KRCQ32YT	32	0.460
KRCQ42YT	42	0.536



Sipariş Kodu Order Code	R Boru çapı Diameter (mm)	Ağırlık Weight (kg/ad)
KRCBKM		0.121
KRCQ25KLP	25	0.041
KRCQ32KLP	32	0.050
KRCQ42KLP	42	0.072

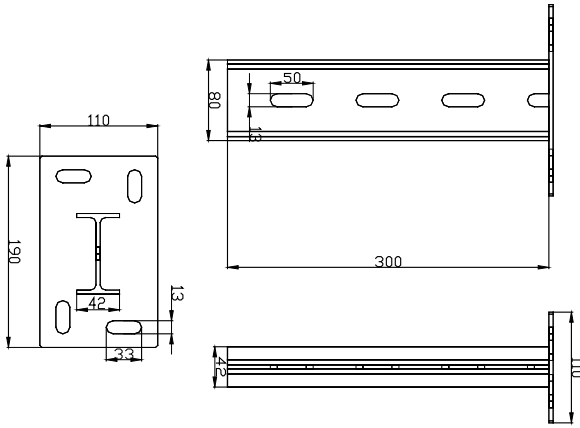
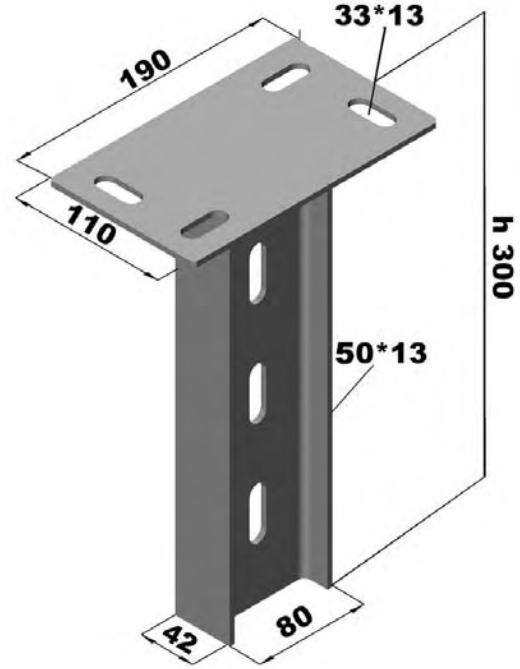




## I 80 Potrel ve Konsollar I 80 Heavy Duty Brackets

Sipariş Kodu Order Code	h Yükseklik Height (mm)	e Kalınlık Thickness (mm)	Ağırlık Weight (kg/ad)
KRCI80P10300	300	4	1.800
KRCI80P10600	600	4	3.600
KRCI80P10900	900	4	5.400
KRCI80P11000	1000	4	6.000
KRCI80P11500	1500	4	9.000
KRCI80P12000	2000	4	12.000
KRCI80P13000	3000	4	18.000
KRCI80P20300	300	4	2.450
KRCI80P20600	600	4	4.250
KRCI80P20900	900	4	6.050
KRCI80P21000	1000	4	6.650
KRCI80P15000	1500	4	9.650
KRCI80P22000	2000	4	12.650
KRCI80P23000	3000	4	18.650

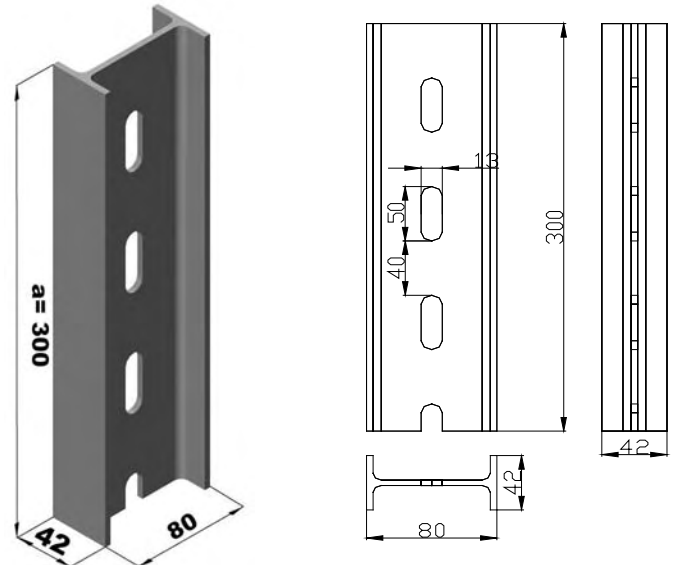
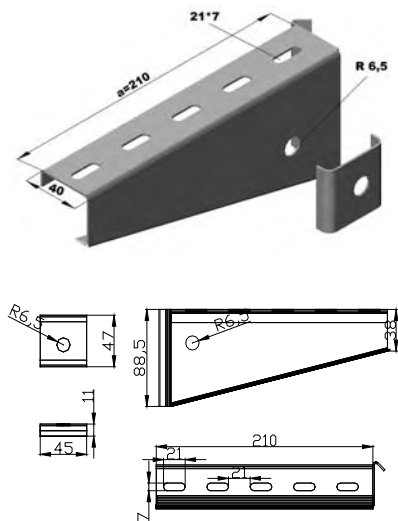
KRCI80P20300



Sipariş Kodu Order Code	a Genişlik Width (mm)	e Kalınlık Thickness (mm)	Ağırlık Weight (kg/ad)
KRCI80K050	50	2	0.38
KRCI80K100	100	2	0.427
KRCI80K150	150	2	0.521
KRCI80K200	200	2	0.642
KRCI80K250	250	2	0.708
KRCI80K300	300	2	0.802
KRCI80K400	400	2	0.989
KRCI80K500	500	2	1.176
KRCI80K600	600	2	1.363

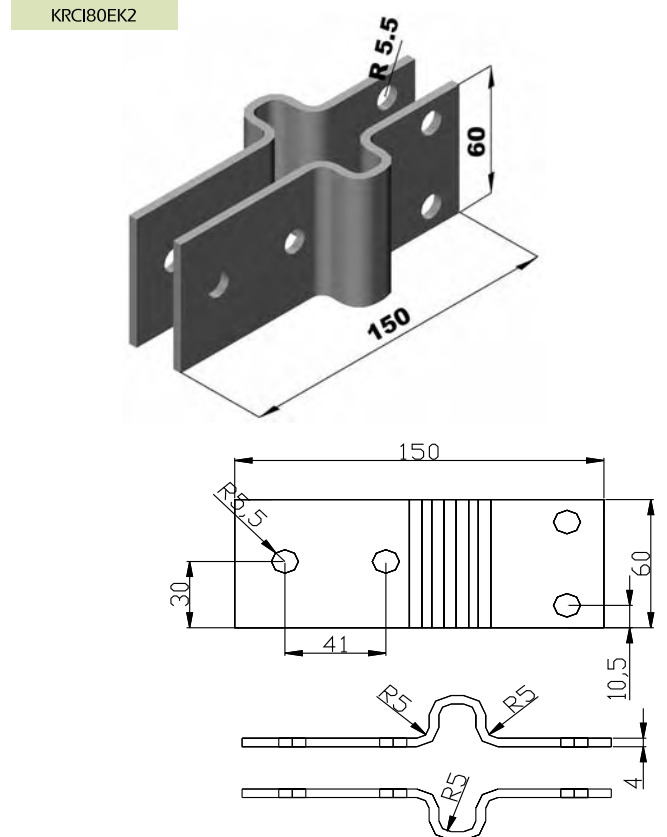
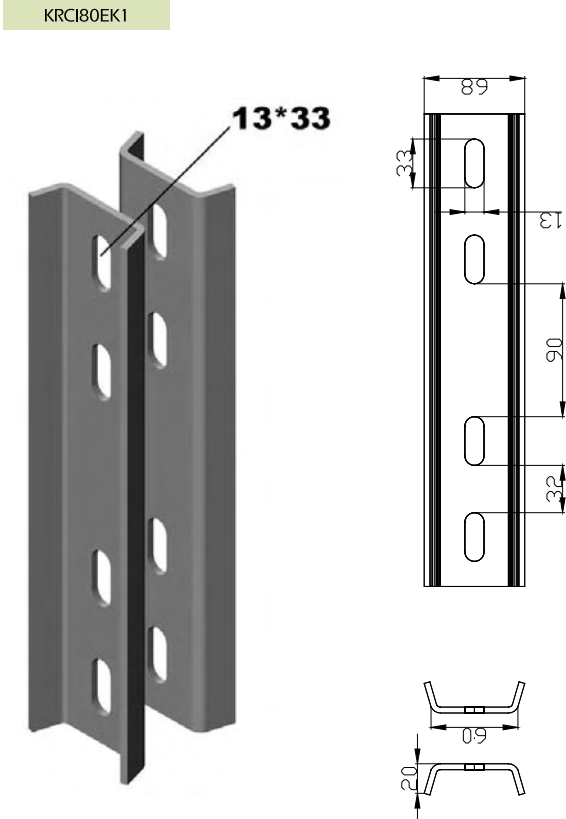
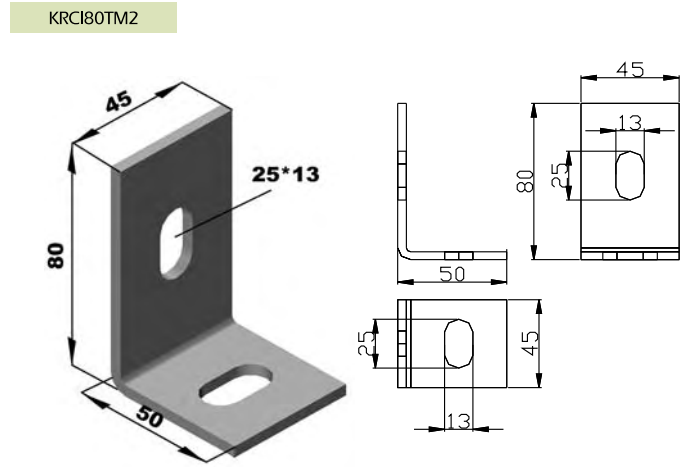
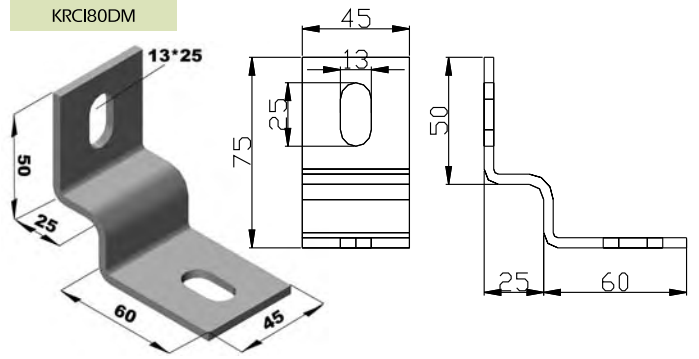
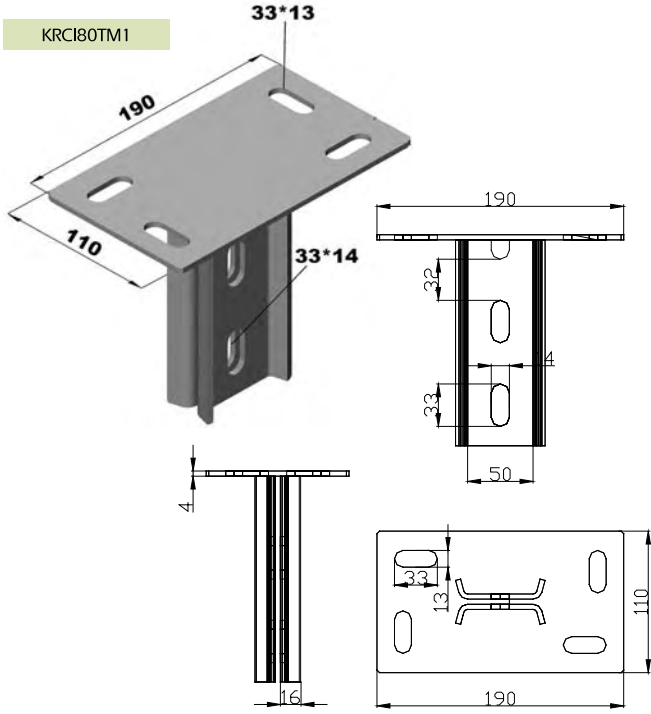
KRCI80P10300

KRCI80K200

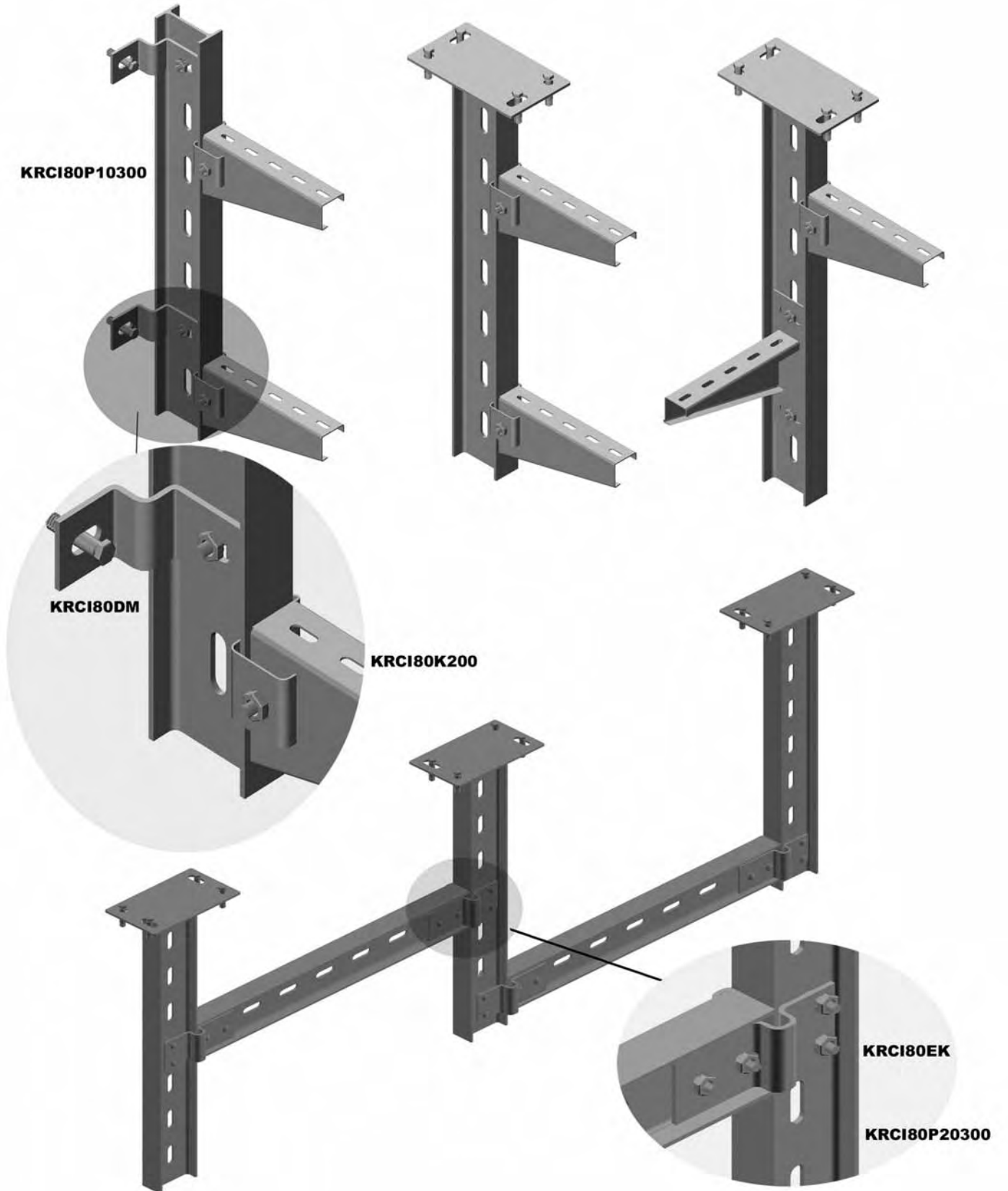


I 80 Potrel ve Konsollar  
I 80 Heavy Duty Brackets

Sipariş Kodu Order Code	e Kalınlık Thickness (mm)	Ağırlık Weight (kg/ad)
KRCI80TM1	4	1.550
KRCI80TM2	4	0.368
KRCI80DM	4	0.452
KRCI80EK1	4	1.750
KRCI80EK2	4	0.640



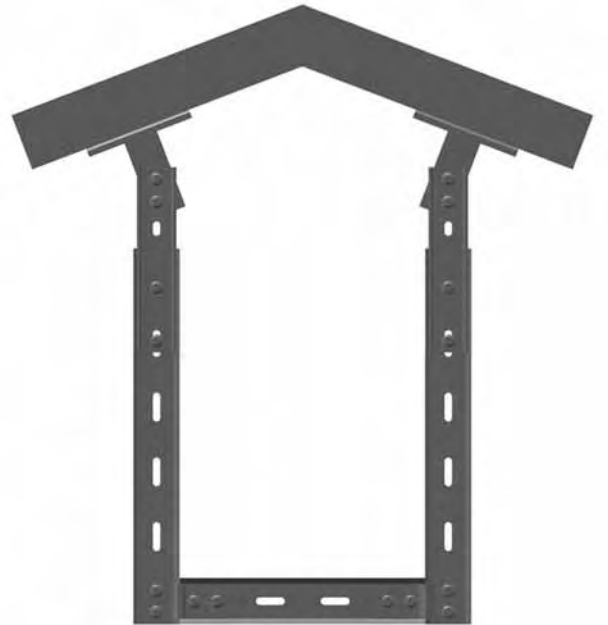
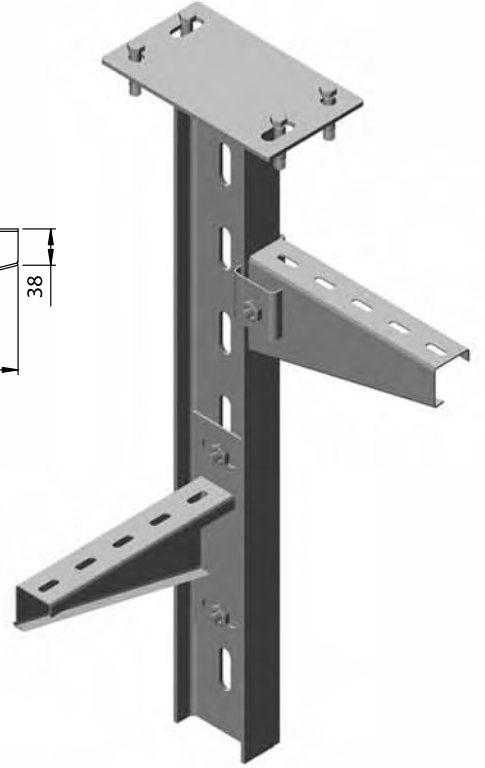
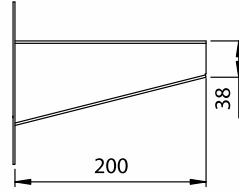
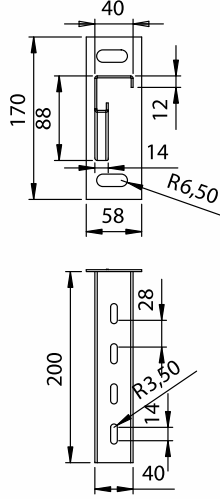
I 80 Potrel ve Konsollar Montaj  
I 80 Heavy Duty Brackets Mounting



## 180 Potrel ve Konsollar U Ceiling Tray Fixing Supports

Sipariş Kodu Order Code	a Genişlik Width (mm)	e Kalınlık Thickness (mm)	Ağırlık Weight (kg/ad)
KRCI80KA050	50	2	0.380
KRCI80KA100	100	2	0.327
KRCI80KA150	150	2	0.421
KRCI80KA200	200	2	0.542
KRCI80KA250	250	2	0.608
KRCI80KA300	300	2	0.702
KRCI80KA400	400	2	0.889
KRCI80KA500	500	2	1.076
KRCI80KA600	600	2	1.263

KRCI80KA200



## I 80 Potrel Kelepçeler

### I 80 Heavy Duty Bracket Clips

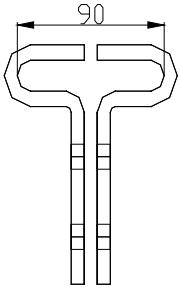
Sipariş Kodu Order Code	a Genişlik Width (mm)	e Kalınlık Thickness (mm)	Ağırlık Weight (kg/ad)
KRCI80AP200	200	4	2.050
KRCI80AP260	260	4	2.200
KRCI80AP300	300	4	2.900

## NPI Demir

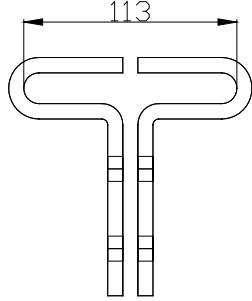
### NPI Iron

Ebat mm (hxbxd)	Ağırlık kg/m
"80x42x3,9"	5.95
"100x50x4,5"	8.32
"120x58x5,1"	11.2
"140x66x5,7"	14.4
"160x74x6,3"	17.9
"180x82x6,9"	21.9
"200x90x7,5"	26.3
"220x98x8,1"	31.1
"240x106x8,7"	36.2
"260x113x9,4"	41.9
"280x119x10,1"	48.0
"300x125x10,8"	54.2
"380x149x13,5"	84.0

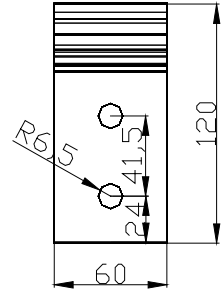
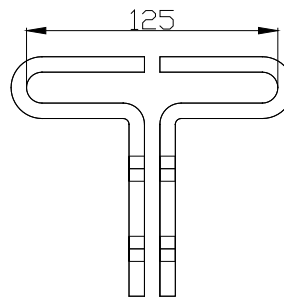
KRCI80AP200



KRCI80AP260

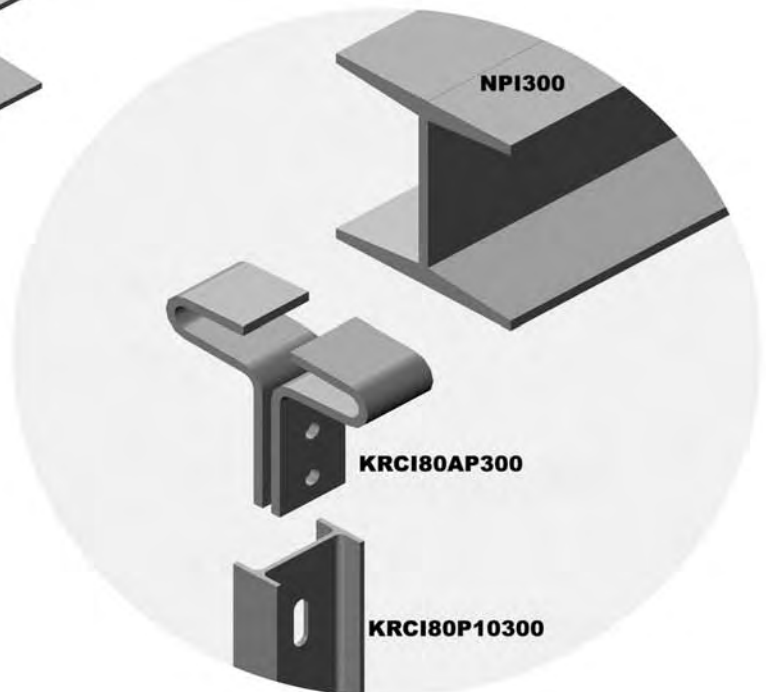


KRCI80AP300



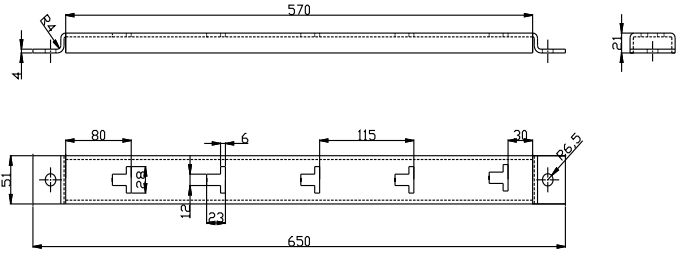
## I 80 Potrel Kelepçe Montaj

### I 80 Heavy Duty Bracket Mounting



T Konsollar ve Destekler  
T Brackets and Supports

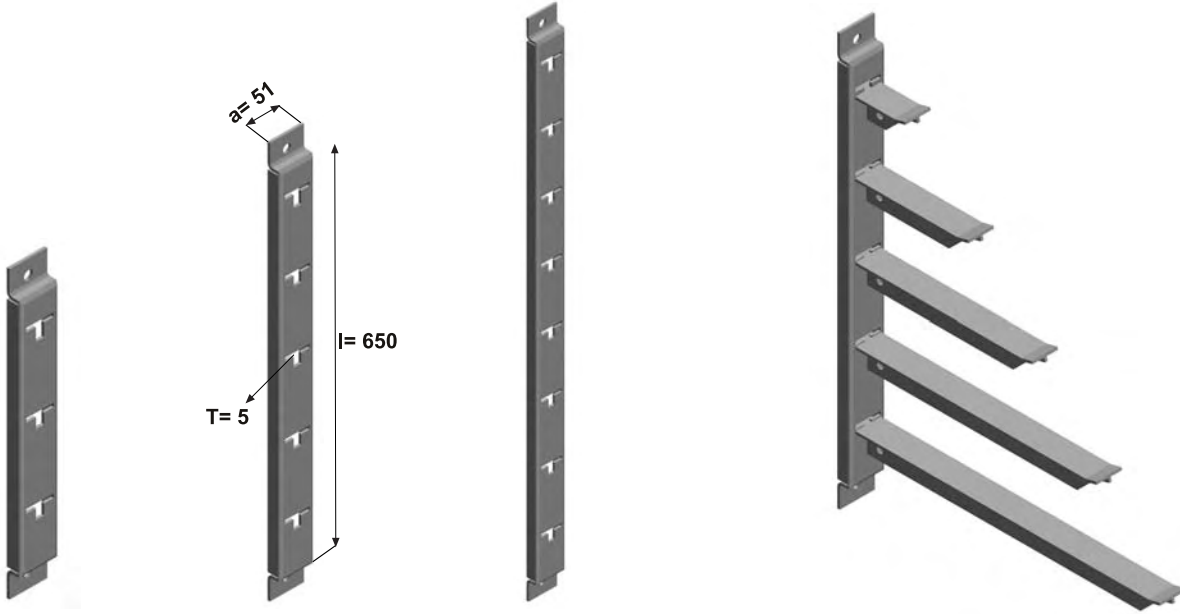
Sipariş Kodu Order Code	l Uzunluk Length	e Kalınlık Thickness (mm)	t Delik Hole	Ağırlık Weight
KRCT40P0300	400	4	3	0.942
KRCT40P0650	650	4	5	1.601
KRCT40P1000	1000	4	8	2.355



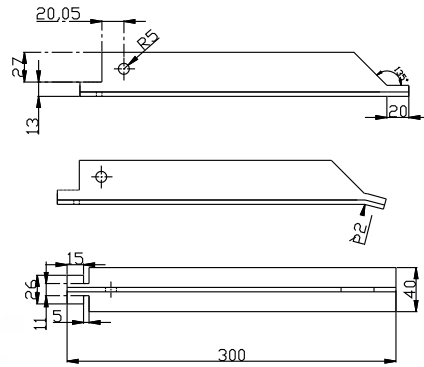
KRCT40P0300

KRCT40P0650

KRCT40P1000



Sipariş Kodu Order Code	l Uzunluk Length	Ağırlık Weight
KRCT40K100	100	0.238
KRCT40K200	200	0.476
KRCT40K300	300	0.714
KRCT40K400	400	0.952

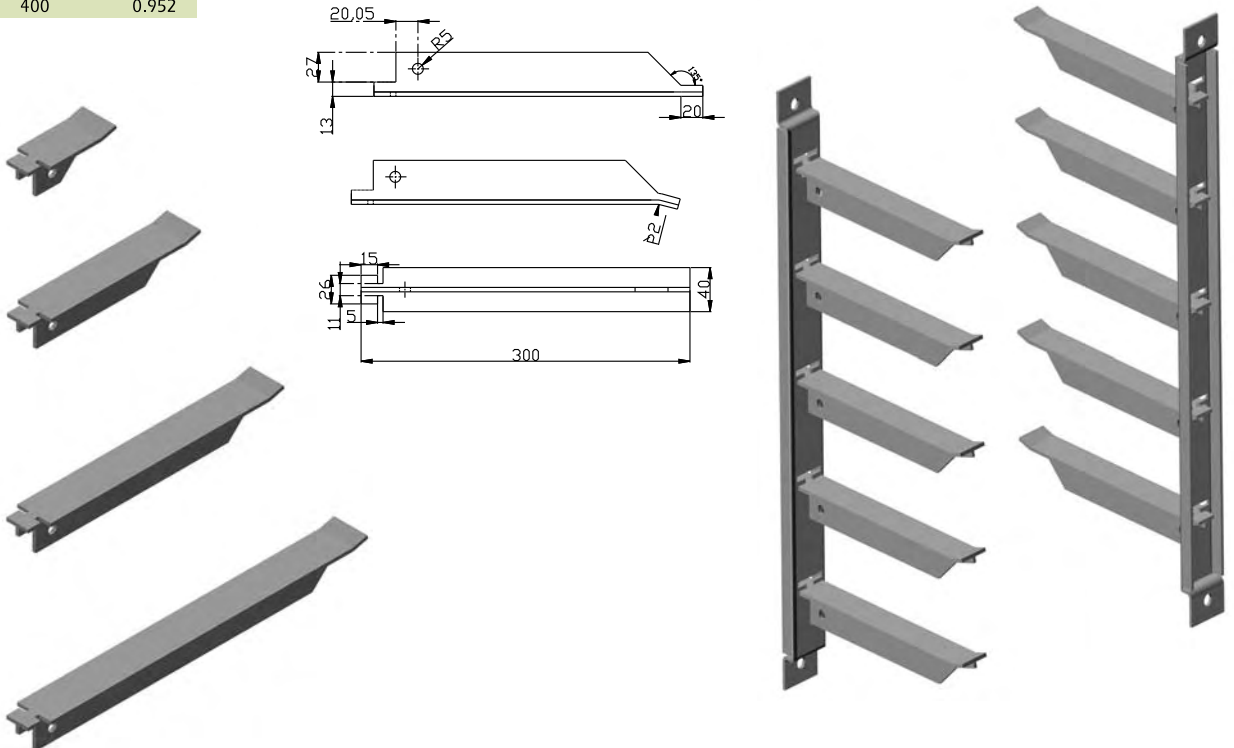


KRCT40P100

KRCT40P200

KRCT40P300

KRCT40P400

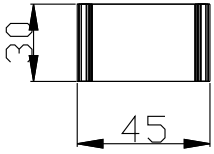
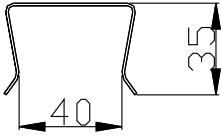




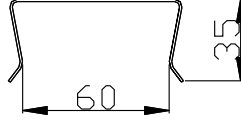
## Kapak Kelepçeleri Cover Clips

Sipariş Kodu Order Code	e Kalınlık Thickness (mm)	Ağırlık Weight (kg/ad)
KRC040KLP	1	0.030
KRC060KLP	1	0.035
KRC100KLP	1.5	0.070

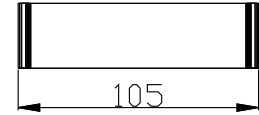
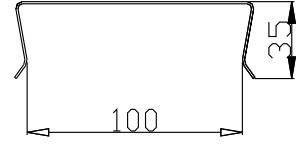
KRC040KLP



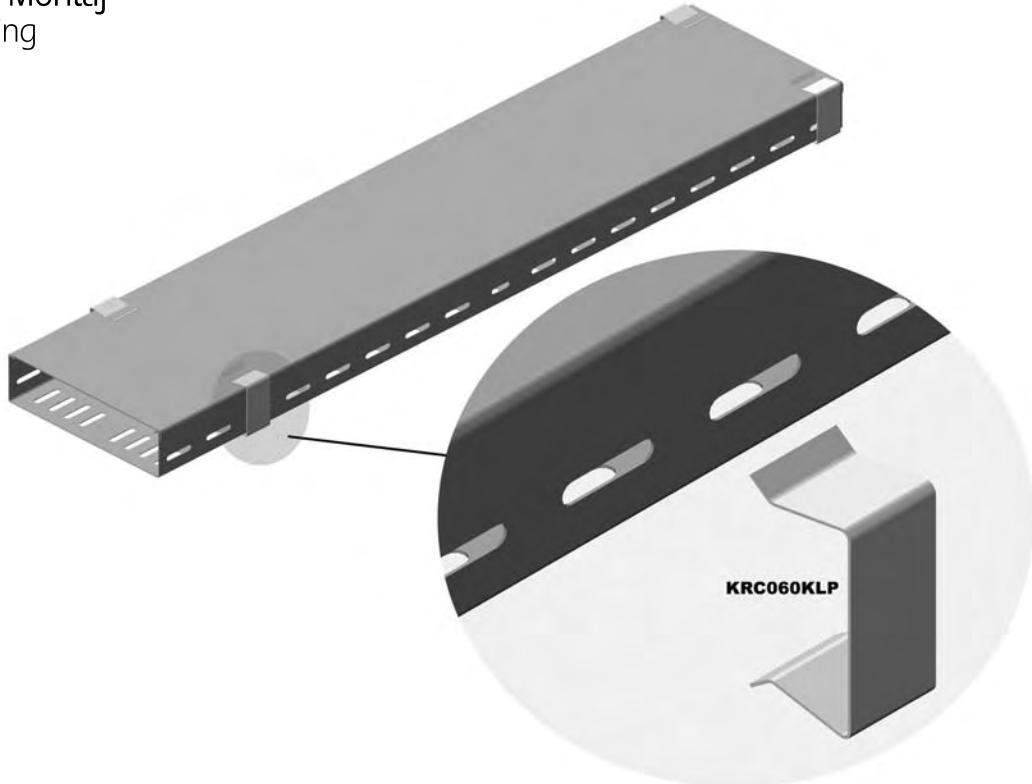
KRC060KLP



KRC100KLP

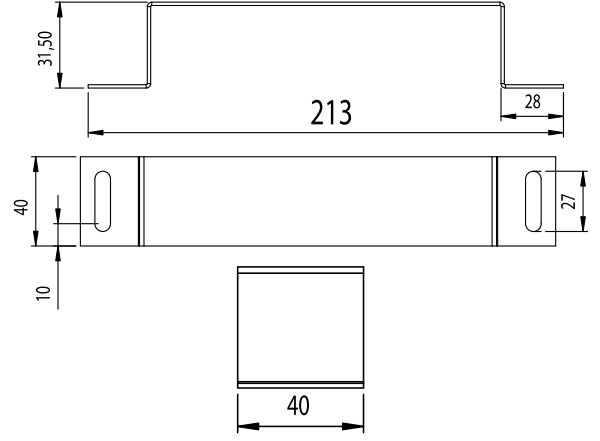



## Kapak Kelepçesi Montaj Cover Clip Mounting



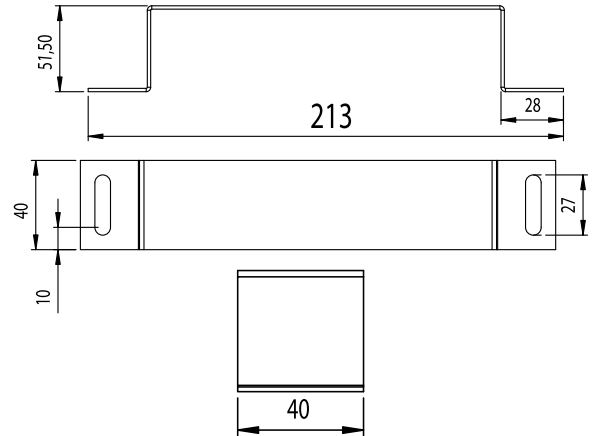

Sipariş Kodu Order Code	a Genişlik Width (mm)	h Yükseklik Height (mm)	e Kalınlık Thickness (mm)	Ağırlık Weight (kg/ad)
KRC100KLP6015	100	60	1.5	0.212
KRC150KLP6015	150	60	1.5	0.260
KRC200KLP6015	200	60	1.5	0.306
KRC250KLP6015	250	60	1.5	0.354
KRC300KLP6020	300	60	2	0.534
KRC400KLP6020	400	60	2	0.660
KRC500KLP6020	500	60	2	0.785
KRC600KLP6020	600	60	2	0.911

KRC200KLP6015

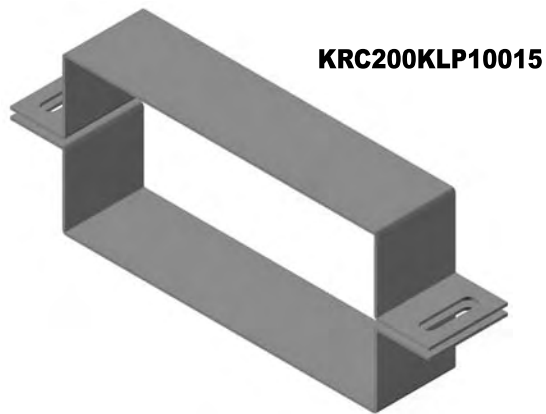
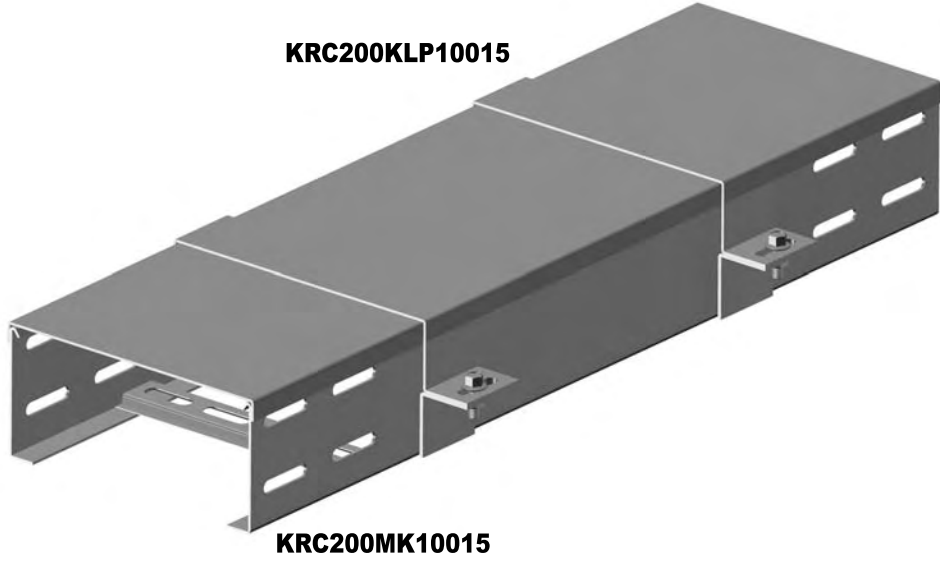


Sipariş Kodu Order Code	a Genişlik Width (mm)	h Yükseklik Height (mm)	e Kalınlık Thickness (mm)	Ağırlık Weight (kg/ad)
KRC100KLP10015	100	100	1.5	0.260
KRC150KLP10015	150	100	1.5	0.306
KRC200KLP10015	200	100	1.5	0.354
KRC250KLP10015	250	100	1.5	0.400
KRC300KLP10020	300	100	2	0.597
KRC400KLP10020	400	100	2	0.722
KRC500KLP10020	500	100	2	0.848
KRC600KLP10020	600	100	2	0.974

KRC200KLP10015



Kapak Kelepçeleri Montaj  
Cover Clips Mounting

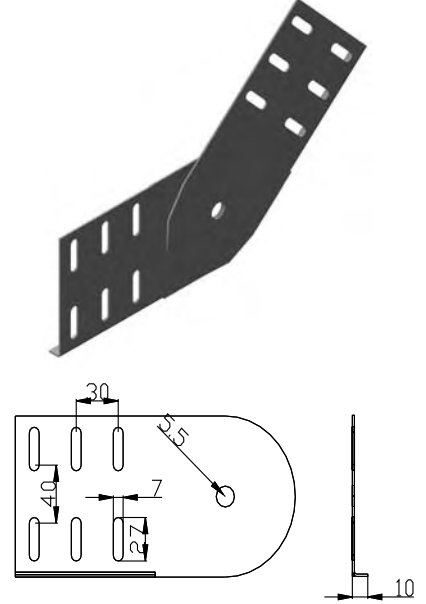
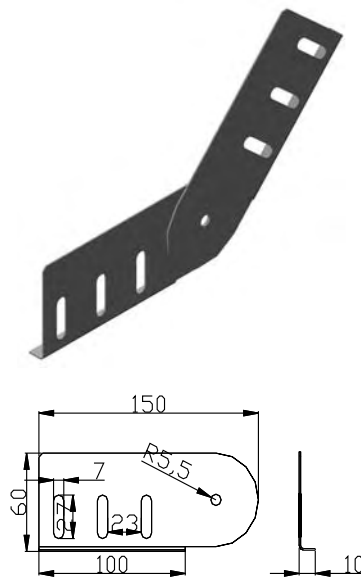
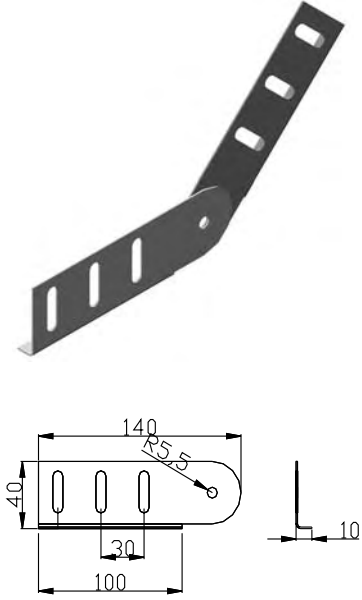


Sipariş Kodu Order Code	e Kalınlık Thickness (mm)	Ağırlık Weight (kg/ad)
KRC040SDE	1.5	0.165
KRC060SDE	1.5	0.250
KRC100SDE	1.5	0.520

KRC040SDE

KRC060SDE

KRC100SDE



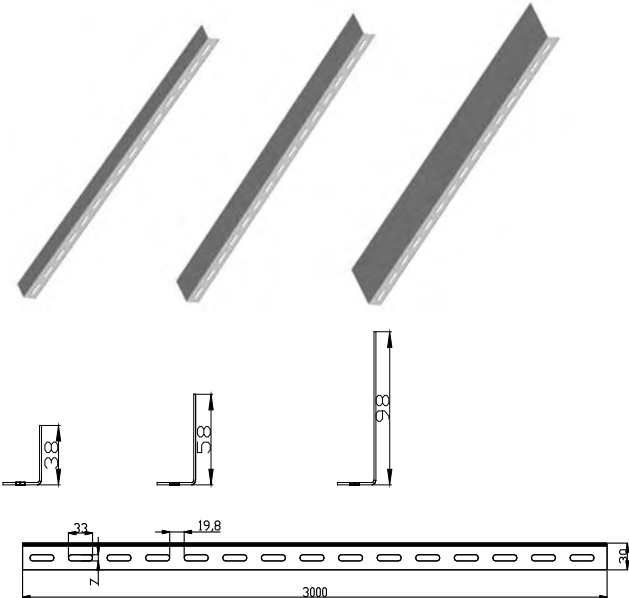
## Seperatörler Separators

Sipariş Kodu Order Code	e Kalınlık Thickness (mm)	Ağırlık Weight (kg/m)
KRC040SEP	1.5	0.824
KRC060SEP	1.5	1.036
KRC100SEP	1.5	1.530

KRC040SEP

KRC060SEP

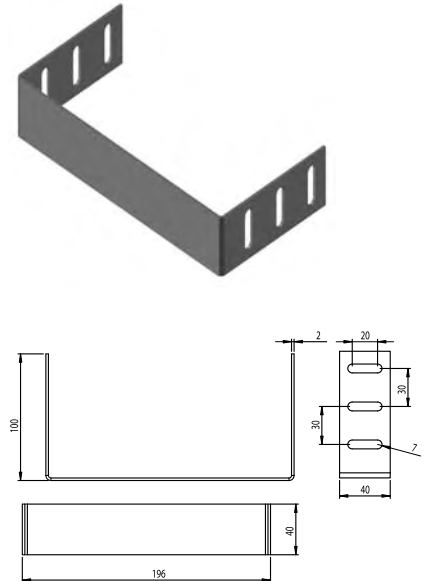
KRC100SEP



## Sonlandırma Elemanı End Parts

Sipariş Kodu Order Code	a Genişlik Width (mm)	h Yükseklik Height (mm)	e Kalınlık Thickness (mm)	Ağırlık Weight (kg/ad)
KRC100KS4015	97	37	1.5	0.924
KRC150KS4015	148	37	1.5	1.141
KRC200KS4015	197	37	1.5	1.242
KRC250KS4015	247	37	1.5	1.577
KRC300KS4015	296	37	1.5	1.677
KRC400KS4020	396	37	2	2.760
KRC500KS4020	496	37	2	3.340
KRC600KS4020	596	37	2	3.921

KRC200KS4015

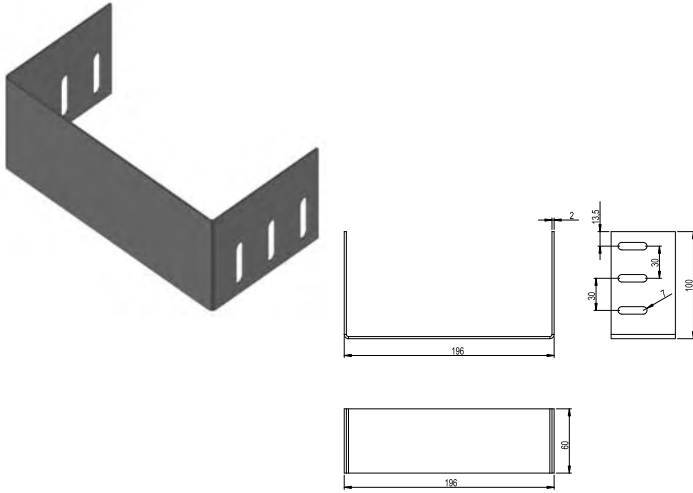


## Sonlandırma Elemanı End Parts

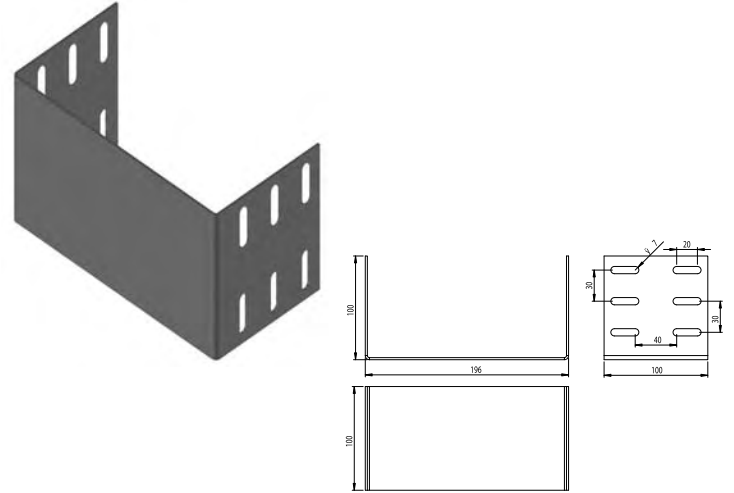
Sipariş Kodu Order Code	a Genişlik Width (mm)	h Yükseklik Height (mm)	e Kalınlık Thickness (mm)	Ağırlık Weight (kg/ad)
KRC100KS6015	97	57	1.5	1.423
KRC150KS6015	148	57	1.5	1.758
KRC200KS6015	197	57	1.5	2.095
KRC250KS6015	247	57	1.5	2.430
KRC300KS6015	296	57	1.5	2.765
KRC400KS6020	396	57	2	4.618
KRC500KS6020	496	57	2	5.512
KRC600KS6020	596	57	2	6.407

Sipariş Kodu Order Code	a Genişlik Width (mm)	h Yükseklik Height (mm)	e Kalınlık Thickness (mm)	Ağırlık Weight (kg/ad)
KRC100KS10015	97	97	1.5	2.421
KRC150KS10015	148	97	1.5	2.992
KRC200KS10015	197	97	1.5	3.564
KRC250KS10015	247	97	1.5	4.135
KRC300KS10015	296	97	2	4.705
KRC400KS10015	396	97	2	7.858
KRC500KS10015	496	97	2	9.381
KRC600KS10015	596	97	2	10.903

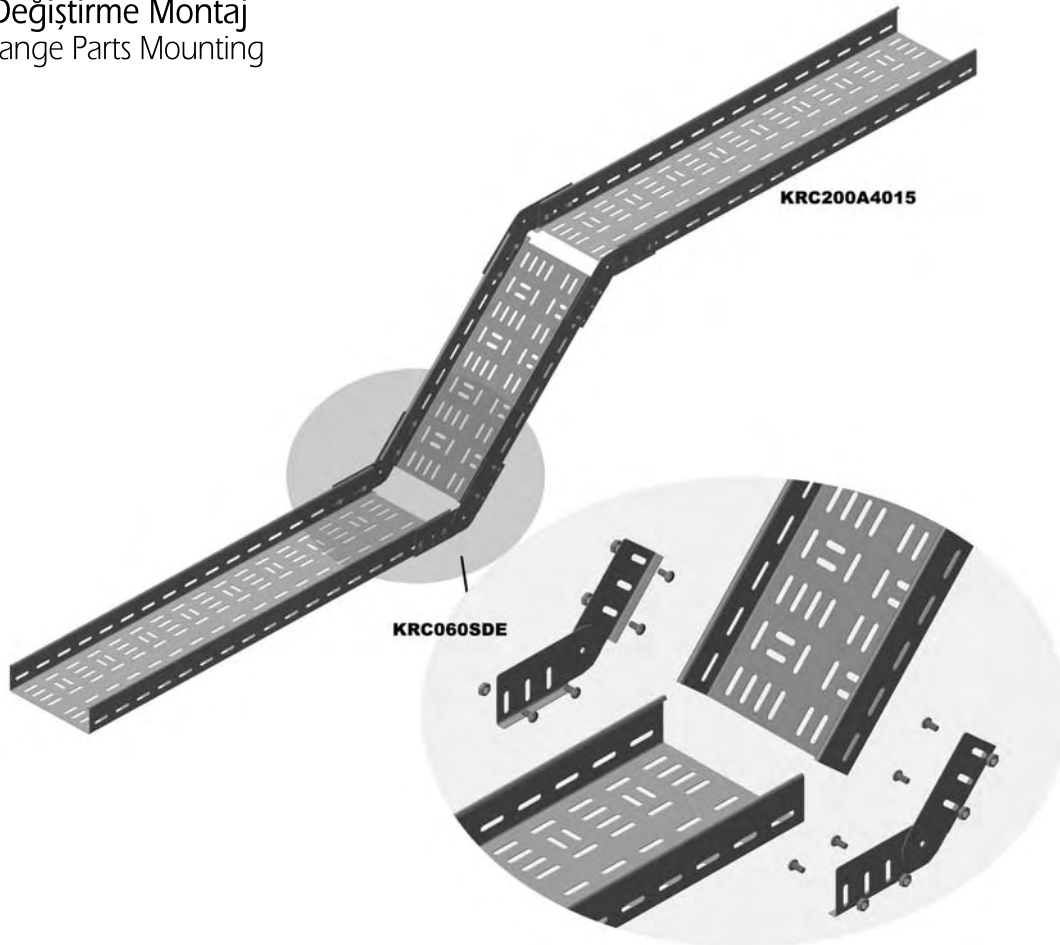
KRC200KS6015



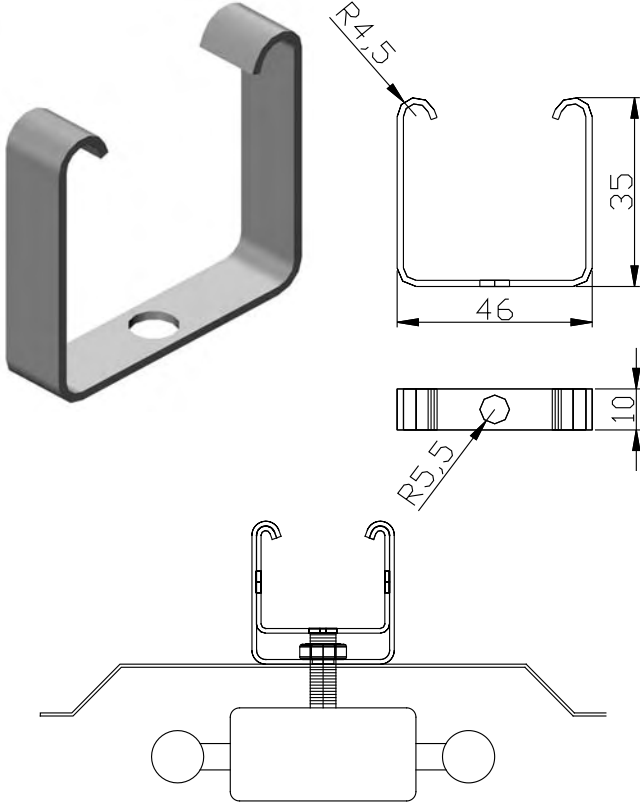
KRC200KS10015



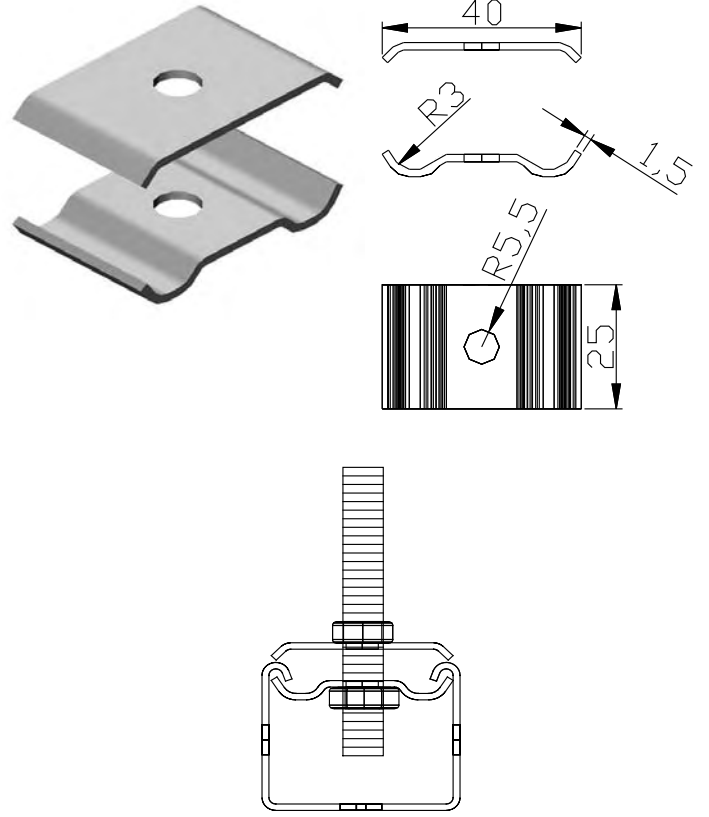
## Seviye Değişirme Montaj Level Change Parts Mounting



KRCBK040KLP

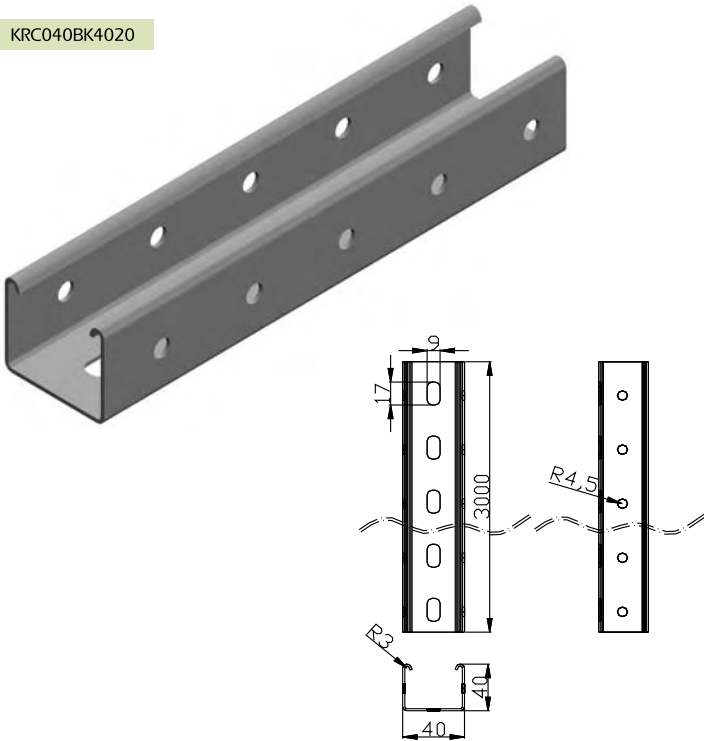


KRCBK040KLP2

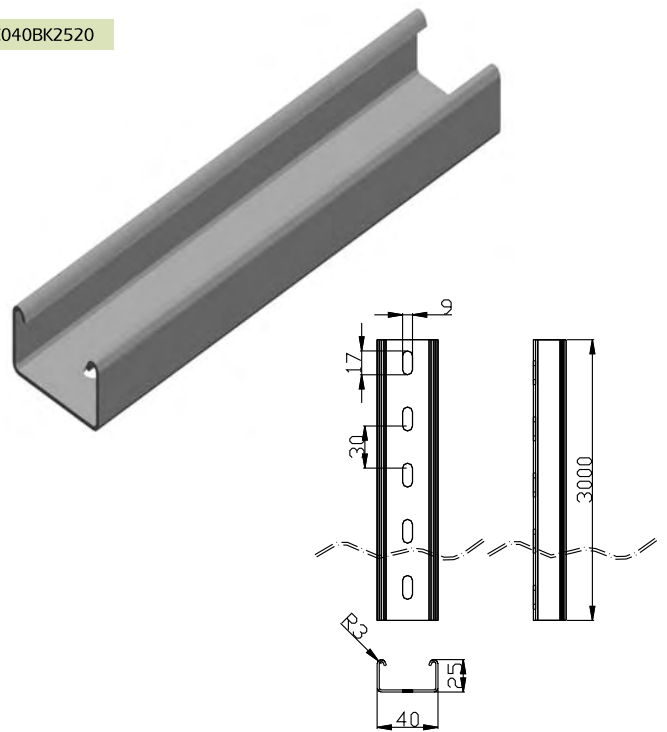


Sipariş Kodu Order Code	e Kalınlık Thickness (mm)	l Uzunluk Length (mm)	Ağırlık Weight (kg/m)
KRC040BK4020	2	3000	1.907
KRC040BK2520	2	3000	1.436

KRC040BK4020



KRC040BK2520

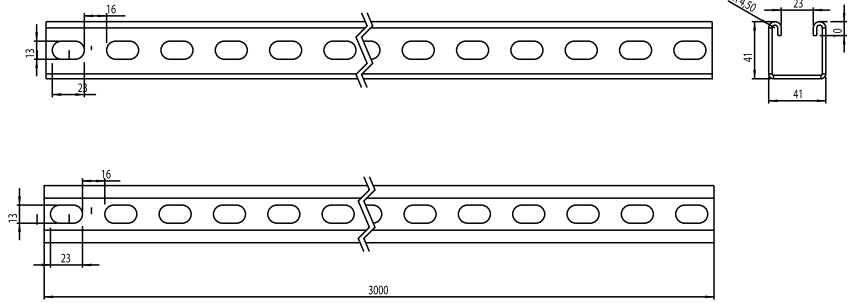



## C Profil

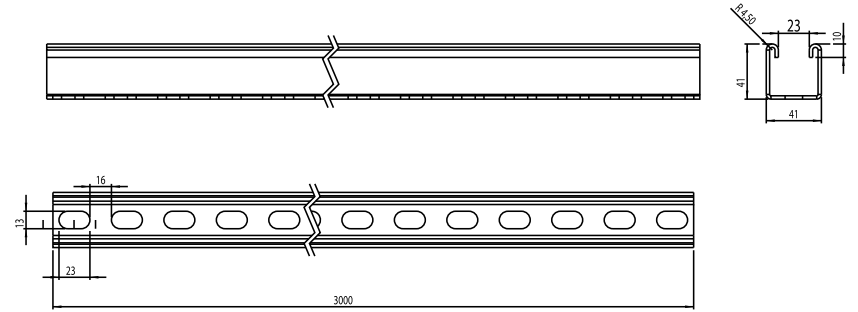

### C Profile

Sipariş Kodu Order Code	e Kalınlık Thickness (mm)	l Uzunluk Length (mm)	Ağırlık Weight (kg/m)
KRCCP1	2.5	3000	2.800
KRCCP2	2.5	3000	2.900
KRCCP3	2.5	3000	2.960
KRCCP3D	2.5	3000	5.920

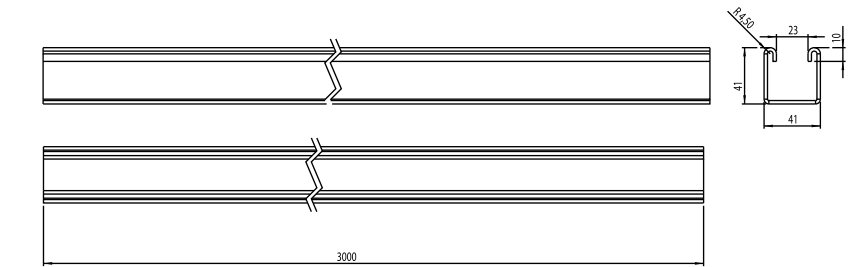

KRCCP1



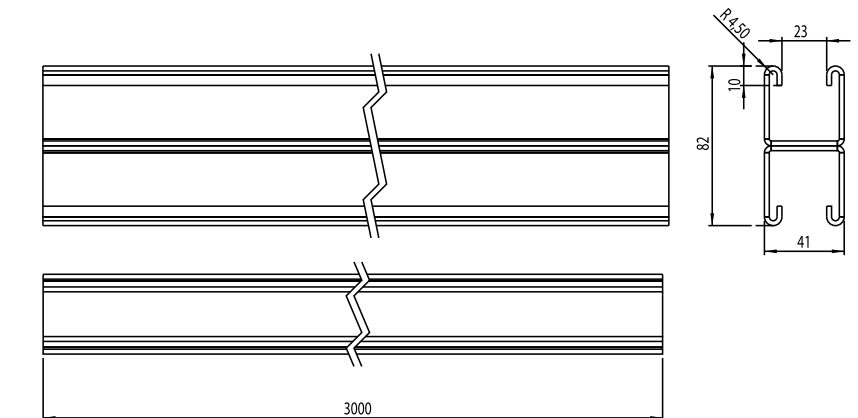

KRCCP2



KRCCP3



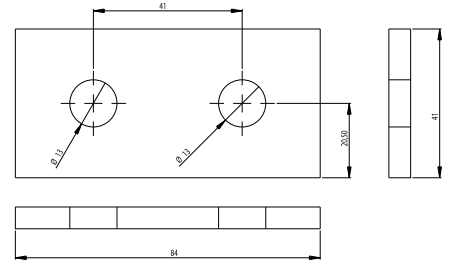
KRCCP3D



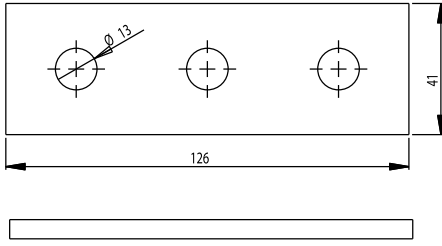
## C Profil Destek ve Bağlantı Elemanları C Profile Support & Mounting Elements

Sipariş Kodu Order Code	e Kalınlık Thickness (mm)	Ağırlık Weight (kg/ad)
KRCCDE01	6	0.170
KRCCDE02	6	0.245
KRCCDE03	6	0.350
KRCCDE04	6	0.200
KRCCDE05	6	0.350

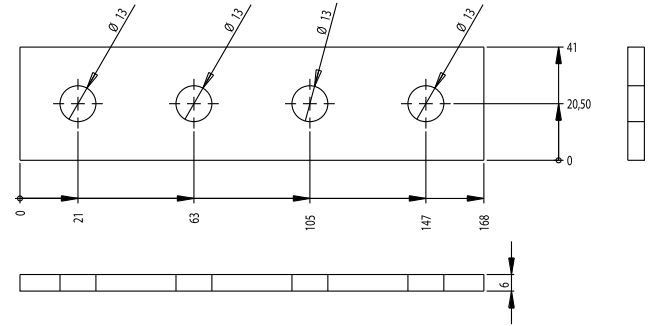
KRCCDE01



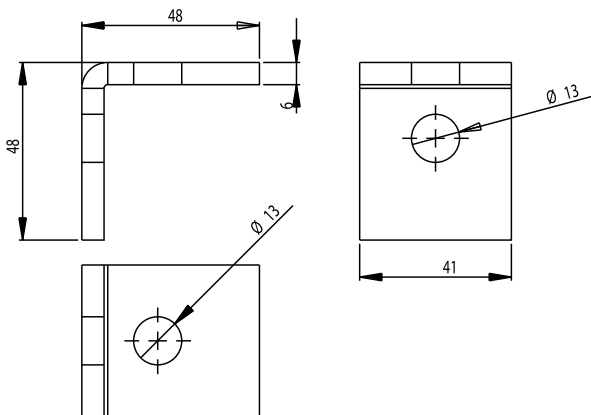
KRCCDE02



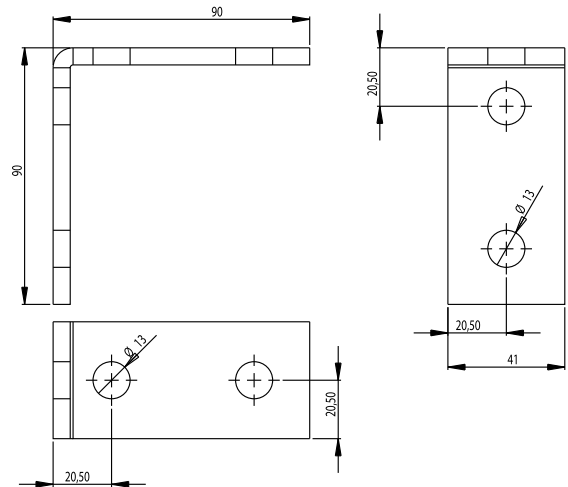
KRCCDE03



KRCCDE04



KRCCDE05

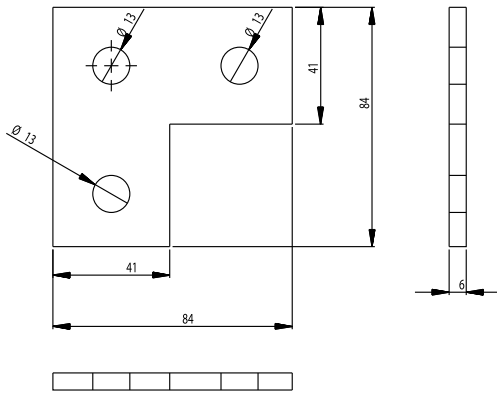




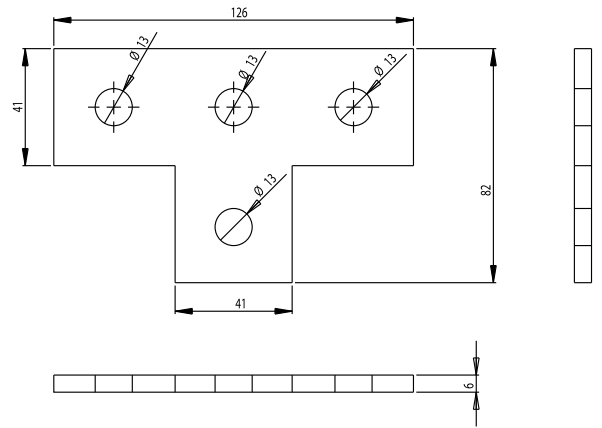
## C Profil Destek ve Bağlantı Elemanları C Profile Support & Mounting Elements

Sipariş Kodu Order Code	e Kalınlık Thickness (mm)	Ağırlık Weight (kg/ad)
KRCCDE06	6	0.260
KRCCDE07	6	0.380
KRCCDE08	6	0.470
KRCCDE09	6	0.720

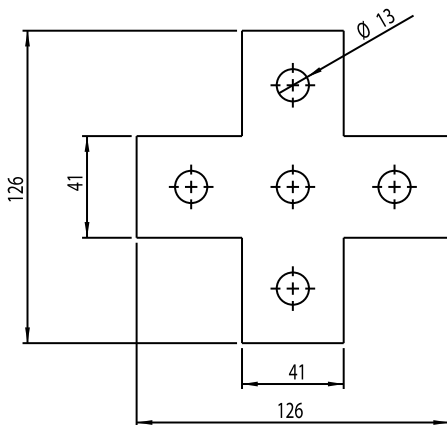
KRCCDE06



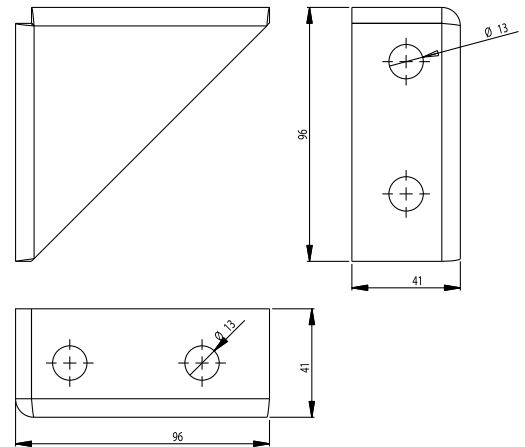
KRCCDE07



KRCCDE08



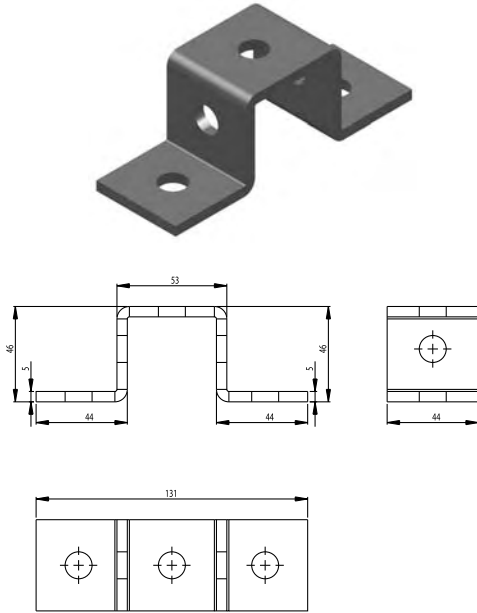
KRCCDE09



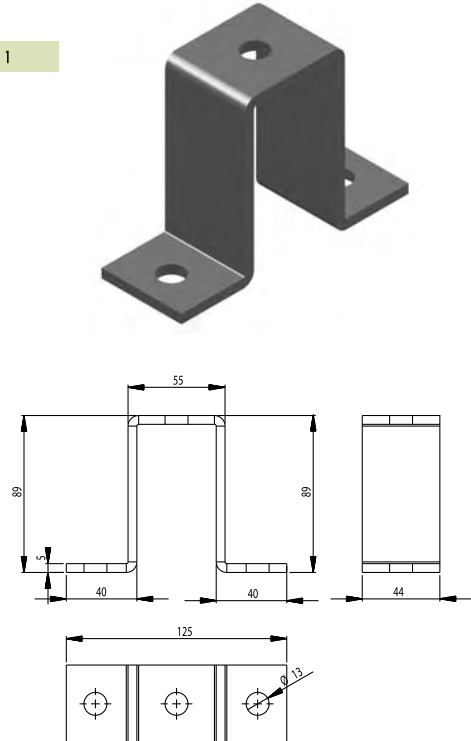
## C Profil Destek ve Bağlantı Elemanları C Profile Support & Mounting Elements

Sipariş Kodu Order Code	e Kalınlık Thickness (mm)	Ağırlık Weight (kg/ad)
KRCCDE10	5	0.420
KRCCDE11	6	0.570
KRCCDE12	6	1.080
KRCCDE13	6	2.000

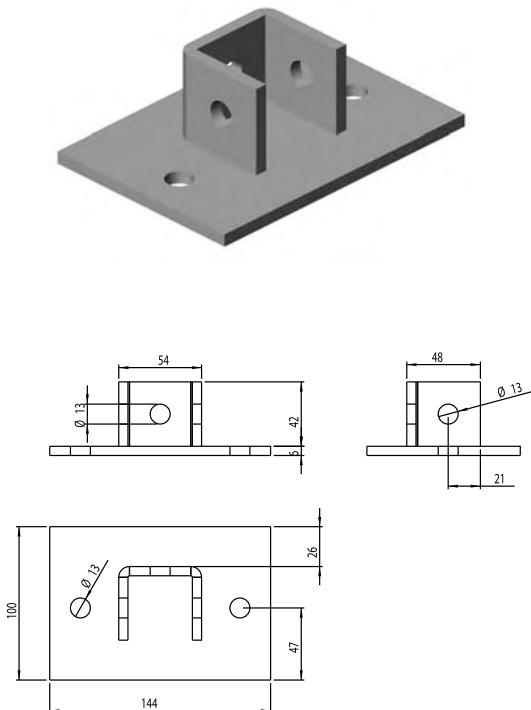
KRCCDE10



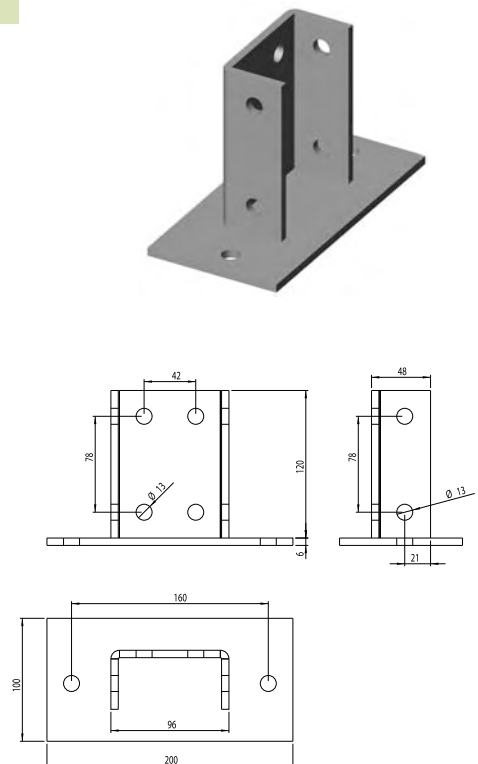
KRCCDE11



KRCCDE12



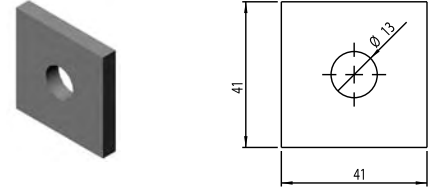
KRCCDE13



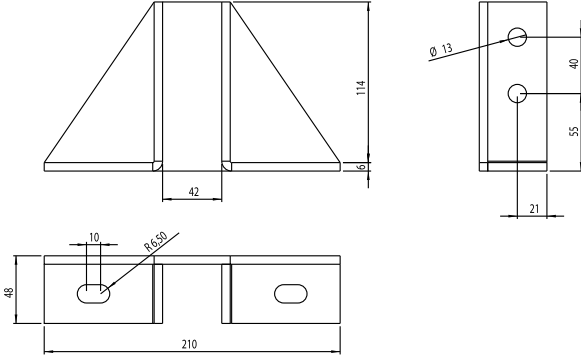
## C Profil Destek ve Bağlantı Elemanları C Profile Support & Mounting Elements

Sipariş Kodu Order Code	e Kalınlık Thickness (mm)	Ağırlık Weight (kg/ad)
KRCCDE14	6	1.820
KRCCDE15	6	2.060
KRCCDE16	5	0.450
KRCCDE17	6	0.080

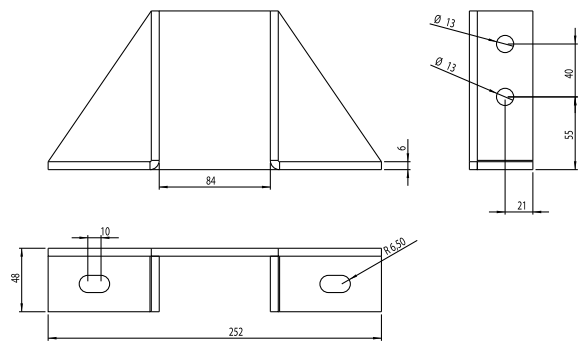
KRCCDE17



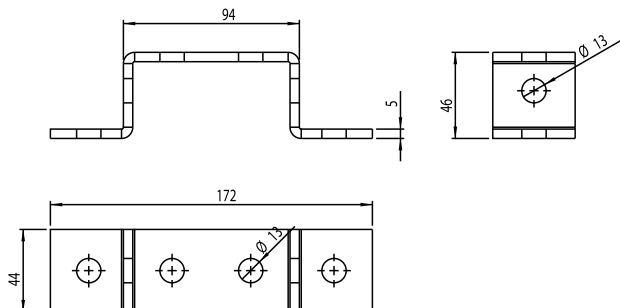
KRCCDE14



KRCCDE15

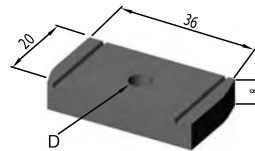


KRCCDE16

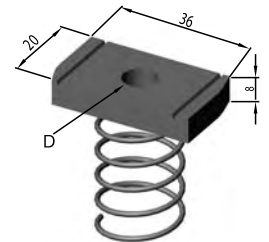


Sipariş Kodu Order Code	D mm	Ağırlık Weight (kg/ad)
KRCM8KS	M8	0.048
KRCM10KS	M10	0.046
KRCM8YS	M8	0.049
KRCM10YS	M10	0.047

KRCM8KS



KRCM8YS

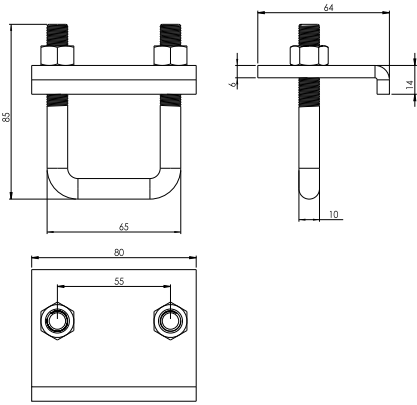


## C Profil Destek ve Bağlantı Elemanları C Profile Support & Mounting Elements

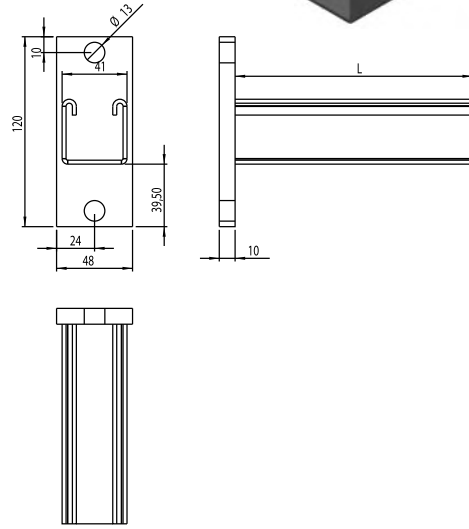
Sipariş Kodu Order Code	e Kalınlık Thickness (mm)	Ağırlık Weight (kg/ad)
KRCCDE18	6	0.350

Sipariş Kodu Order Code	I Uzunluk Length (mm)	Ağırlık Weight (kg/ad)
KRCCK100	100	0.899
KRCCK200	200	1.195
KRCCK300	300	1.491
KRCCK400	400	1.737
KRCCK500	500	2.083
KRCCK600	600	2.379

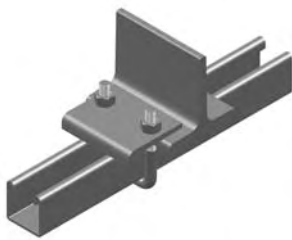
KRCCDE18



KRCCK200



## C Profil Destek Elemanları Montajı C Profile Support Elements Mounting




KRCCDE18




KRCCK200



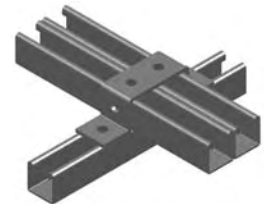
KRCCDE17



KRCCDE10



KRCCDE11




KRCCDE16


## C Profil Destek Elemanları Montajı C Profile Support Elements Mounting



KIRCCDE06



KIRCCDE07



KIRCCDE08



KIRCCDE02



KIRCCDE01



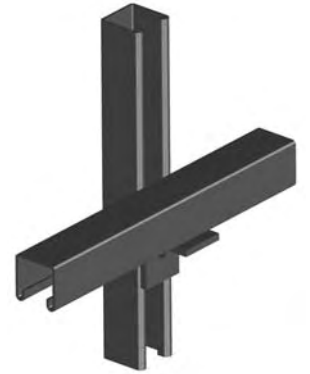
KIRCCDE03



KIRCCDE09




KIRCCDE05



KIRCCDE04



KIRCCDE12



KIRCCDE15

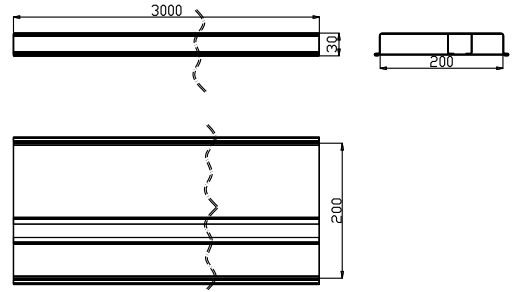



KIRCCDE14

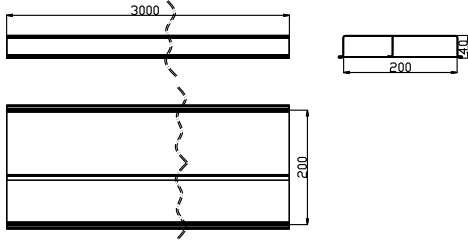

## Döşeme Altı Kanallar Under Floor Cable Trays

Sipariş Kodu Order Code	a Genişlik Width (mm)	e Kalınlık Thickness (mm)	Ağırlık Weight (kg/m)
KRC160D03012	160	1.2	4.416
KRC200D03012	200	1.2	5.766
KRC240D03012	240	1.2	6.650
KRC160D04012	160	1.2	4.700
KRC200D04012	200	1.2	6.134
KRC240D04012	240	1.2	7.016

KRC200DK4012



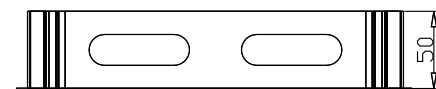
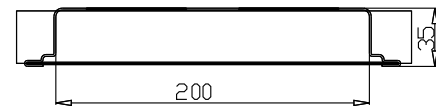

KRC200D03012



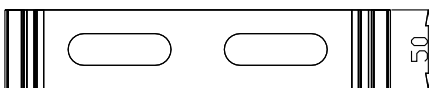
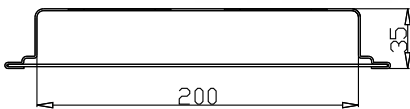
## Birleştirme ve Sonlandırma Elemanları Under Floor Cable Trays Connecting & End parts

Sipariş Kodu Order Code	a Genişlik Width (mm)	e Kalınlık Thickness (mm)	Ağırlık Weight (kg/ad)
KRC160DEK3012	164	1.2	0.208
KRC200DEK3012	204	1.2	0.228
KRC240DEK3012	244	1.2	0.261
KRC160DEK4012	164	1.2	0.208
KRC200DEK4012	204	1.2	0.237
KRC240DEK4012	244	1.2	0.270
KRC160DS03012	164	1.2	0.249
KRC200DS03012	204	1.2	0.291
KRC240DS03012	244	1.2	0.332
KRC160DS04012	164	1.2	0.270
KRC200DS04012	204	1.2	0.315
KRC240DS04012	244	1.2	0.361

KRC200DS03012



KRC200DEK3012



## Döşeme Altı Buat

### Under Floor Junction Box

Sipariş Kodu Order Code	Ürün Adı Product Name
KRCDB	Buat
KRCDBK	Buat Kapağı
KRCDBPK	Priz Kasası
KRCDBTTP	Topraklı Priz
KRCDBUPS	UPS Priz
KRCDBDP6	Data Priz 6 Kontak
KRCDBDP8	Data Priz 8 Kontak
KRCDBTP8	Telefon Priz 8 Kontak

KRCDBTTP

KRCDBUPS

KRCDBTP6

KRCDBDP8





KRCDBK

KRCDBPK



KRCDB



Buat + Priz Kasası / Under Floor Junction and Socket Box

## Topraklama ve Bağlantı Elemanları Earthing and Mounting Elements

Sipariş Kodu Order Code	a Genişlik Width (mm)	e Kalınlık Thickness (mm)	Ağırlık Weight (kg/m)
KRCGTS	30	3.0	0.750
KRCBK1	-	-	0.500
KRCBK2	-	-	0.410

KRCGTS



KRCBK1




KRCBK2



## W Otamat Rayı W Automat Rail

Sipariş Kodu Order Code	L Uzunluk Length (mm)	Ağırlık Weight (kg/m)
KRCW1	1000	0.280
KRCW2	1000	0.300

KRCW1



KRCW2





## Kablo Kanalı Seçimi

- Kablo kesitinin yarı çapını ( $r$ ) belirleyin,
- Birim kesit alanını ( $A$ ),  $A=(2r)^2$  formülü ile hesaplayın,
- Tüm kablolar için toplam kesit alanını hesaplayın,
- Toplam kesit alanını grafik veya tablodan bularak uygun kanal yüksekliği ve kanal genişliğini belirleyiniz,

### Örnek

- Bir kablo kesit yarı çapı  $r = 9$  mm olsun
- Kablo kesit alanı  $A = (2r)^2 = (18)^2 = 324$  mm<sup>2</sup>
- 100 adet kablo olduğu düşünülürse toplam kesit alanı  $100 \times 324 = 32.400$  mm<sup>2</sup> dir.
- 32400 mm<sup>2</sup> değerine bağlı olarak kanal yüksekliği ( $h$ )  $h = 60$  mm, kanal genişliği ( $a$ )  $a = 600$  mm veya  $h = 100$  mm için,  $a = 400$  mm seçilebilir.

## Cable Tray Selection

- Determine cable cross section's radius ( $r$ )
- Calculate unit cross sectional area using  $A = (2r)^2$  formulation
- Calculate total cross sectional area for all cables
- Decide suitable tray width and tray height depending on the total cross sectional area using graphic or table below

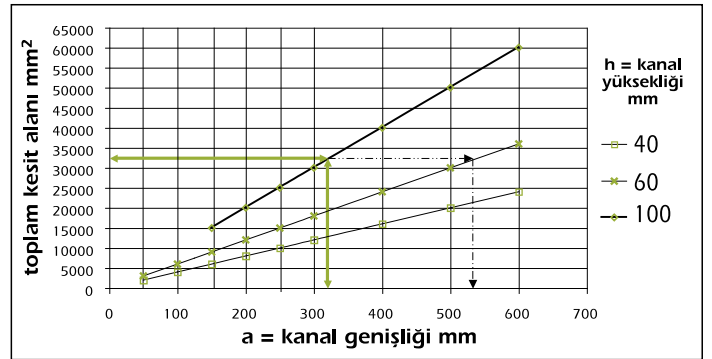
### Example

- Cable cross sectional radius  $r = 9$  mm.
- Cable cross sectional area  $A = (2r)^2 = (18)^2 = 324$  mm<sup>2</sup>
- If we have 100 cables, so total cross sectional area is  $100 \times 324 = 32.400$  mm<sup>2</sup>
- Depending on the 32.400 mm<sup>2</sup> total area, you can select a cable tray having 60 mm height and 600 mm width, or 100 mm height and 400 mm width.

## Standart, Ağır Hizmet ve Geçmeli Tip Kablo Kanalı Seçim Tablosu

### Standard Type, Heavy Duty Type & Cover Fit into Type Cable Tray Selection Table

Kanal Genişliği Cable Width (mm)	Kanal Yüksekliği / Cable Height (mm)		
	h: 40	h: 60	h: 100
50	2000	3000	-
100	4000	6000	10000
150	6000	9000	15000
200	8000	12000	20000
250	10000	15000	25000
300	12000	18000	30000
400	16000	24000	40000
500	20000	30000	50000
600	24000	36000	60000

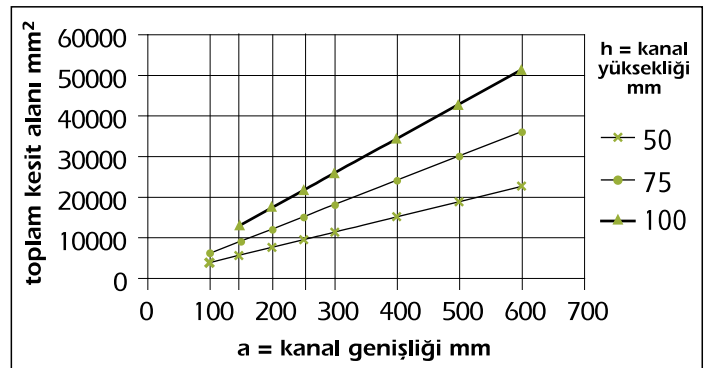


Standart, Ağır Hizmet ve Geçme Kapaklı Tip Kanallar  
Standard Type, Heavy Duty Type & Cover Fit into Type Cable Tray

## Kablo Merdiveni Seçim Tablosu

### Cable Ladder Selection Table

Kanal Genişliği Cable Width (mm)	Kanal Yüksekliği / Cable Height (mm)		
	h: 50	h: 75	h: 100
100	3500	6000	-
150	5250	9000	12750
200	7000	12000	17000
250	8750	15000	21250
300	10500	18000	25500
400	14000	24000	34000
500	17500	30000	42500
600	21000	36000	51000



Merdiven Tip Kanallar  
Cable Ladder

## NYY Kabloların Çap ve Ağırlık Değerleri

### NYY Cable's Radius & Weight Values

Nominal Kesit Cross Sectional area (mm <sup>2</sup> )	Kablo Dış Çapı Cable outside diameter (mm)	Net Ağırlık Net Weight (kg/m)	Nominal Kesit Cross Sectional area (mm <sup>2</sup> )	Kablo Dış Çapı Cable outside diameter (mm)	Net Ağırlık Net Weight (kg/m)
1x4	9.0	0.125	3x185ş	51.5	7,250
1x6	9.5	0.150	3x240ş	58.0	9,430
1x10	10.5	0.200	3x16/10	21.0	0.955
1x16	11.5	0.265	3x25ş/16	26.0	1,460
1x25ş	13.5	0.385	3x35ş/16	28.5	1,830
1x35ş	14.5	0.490	3x50/25ş	31.5	2,410
1x50ş	15.0	0.610	3x70/35ş	35.5	3,270
1x70ş	16.7	0.820	3x95/50ş	40.5	4,380
1x95ş	18.5	1,090	3x120/70ş	44.5	5,490
1x120ş	20.0	1,340	3x150/70ş	48.0	6,470
1x150ş	22.0	1,610	3x185/95ş	54.0	8,190
1x185ş	24.1	2,000	3x240/120ş	61.5	10,680
1x240ş	27.5	2,630	4x1,5	13.0	0.250
2x1.5	12.0	0.195	4x2,5	14.5	0.330
2x2.5	13.0	0.250	4x4	16.5	0.435
2x4	14.5	0.320	4x6	17.5	0.545
2x6	15.5	0.385	4x10	19.5	0.745
2x10	17.0	0.510	4x16	21.5	1,030
2x16	19.0	0.675	4x25ş	27.5	1,610
2x25ş	23.5	1,040	4x35ş	30.0	2,080
2x35ş	25.5	1,320	4x50ş	33.0	2,690
2x50ş	28.0	1,680	5x1,5	14.0	0.290
2x70ş	31.5	2,225	7x1,5	15.0	0.345
2x95ş	36.0	3,000	10x1,5	18.0	0.465
2x120ş	39.0	3,660	12x1,5	18.5	0.515
2x150ş	42.5	4,440	14x1,5	19.0	0.570
2x185ş	47.5	5,510	19x1,5	21.0	0.705
2x240ş	54.0	7,210	21x1,5	22.0	0.770
3x1.5	12.5	0.220	24x1,5	24.0	0.870
3x2.5	13.5	0.285	30x1,5	25.5	1,040
3x4	15.0	0.370	40x1,5	28.0	1,300
3x6	16.0	0.455	5x2,5	15.5	0.385
3x10	18.0	0.615	7x2,5	16.5	0.460
3x16	20.0	0.835	10x2,5	20.0	0.635
3x25ş	24.5	1,290	12x2,5	21.0	0.710
3x35ş	27.5	1,680	14x2,5	21.5	0.805
3x50ş	30.0	2,130	19x2.5	24.0	0.990
3x70ş	33.5	2,880	21x2.5	25.5	1,110
3x95ş	38.5	3,890	24x2.5	28.0	1,260
3x120ş	41.5	4,730	30x2.5	29.5	1,490
3x150ş	46.0	5,810	40x2.5	33.0	1,910

## Kablo Kanalları Yükleme Kapasiteleri Load Capacity of the Cable Trays

Kanal Genişliği Cable Width (mm)	Kablo Ölçümleri Cable Measurements			Kanal Yüksekliği / Cable Height (mm)									
	Nominal Kesit Cross Sectional area (mm <sup>2</sup> )	Kablo Dış Çapı Cable outside diameter (mm)	Net Ağırlık Net Weight (kg/m)	h: 40		h: 50		h: 60		h: 75		h: 100	
				Adet Quantity	Toplam Ağırlık Total Weight (kg)	Adet Quantity	Toplam Ağırlık Total Weight (kg)	Adet Quantity	Toplam Ağırlık Total Weight (kg)	Adet Quantity	Toplam Ağırlık Total Weight (kg)	Adet Quantity	Toplam Ağırlık Total Weight (kg)
50	4x1,5	13,0	0,250	8	2,000	12	3,000	12	3,000				
	4x2,5	14,5	0,330	8	2,640	8	2,640	10	3,300				
	4x4	16,5	0,435	6	2,610	6	2,610	9	3,915				
	4x6	17,5	0,545	5	2,725	6	3,270	7	3,815				
	4x10	19,5	0,745	3	2,235	3	2,235	5	3,725				
	4x16	21,5	1,030	3	3,090	4	4,120	4	4,120				
	4x25ş	27,5	1,610	1	1,610	2	3,220	2	3,220				
	4x35ş	30,0	2,080	1	2,080	1	2,080	2	4,160				
4x50ş	33,0	2,690	1	2,690	1	2,690	1	2,690					
100	4x1,5	13,0	0,250	21	5,250	28	7,000	33	8,250	42	10,500		
	4x2,5	14,5	0,330	15	4,950	19	6,270	24	7,920	30	9,900		
	4x4	16,5	0,435	12	5,220	18	7,830	19	8,265	25	10,875		
	4x6	17,5	0,545	10	5,450	15	8,175	15	8,175	20	10,900		
	4x10	19,5	0,745	9	6,705	9	6,705	14	10,430	18	13,410		
	4x16	21,5	1,030	7	7,210	8	8,240	11	11,330	12	12,360		
	4x25ş	27,5	1,610	3	4,830	5	8,050	6	9,660	6	9,660		
	4x35ş	30,0	2,080	3	6,240	3	6,240	5	10,400	6	12,480		
4x50ş	33,0	2,690	2	5,380	3	8,070	3	8,070	5	13,450			
150	4x1,5	13,0	0,250	32	8,000	42	10,500	48	12,000	63	15,750	84	21,000
	4x2,5	14,5	0,330	23	7,590	31	10,230	39	12,870	48	15,840	67	22,110
	4x4	16,5	0,435	16	6,960	24	10,440	27	11,745	40	17,400	48	20,880
	4x6	17,5	0,545	15	8,175	22	11,990	24	13,080	32	17,440	48	26,160
	4x10	19,5	0,745	14	10,430	15	11,175	21	15,645	28	20,860	36	26,820
	4x16	21,5	1,030	10	10,300	12	12,360	17	17,510	19	19,570	30	30,900
	4x25ş	27,5	1,610	5	8,050	5	8,050	9	14,490	9	14,490	18	28,980
	4x35ş	30,0	2,080	4	10,400	6	12,480	8	16,640	8	16,640	14	29,120
4x50ş	33,0	2,690	4	10,760	4	10,760	6	16,140	8	21,520	11	29,590	
200	4x1,5	13,0	0,250	44	11,000	58	14,500	65	16,250	87	21,750	116	29,000
	4x2,5	14,5	0,330	25	8,250	38	12,540	50	16,500	65	21,450	91	30,030
	4x4	16,5	0,435	23	10,005	33	14,355	33	14,355	55	23,925	66	28,710
	4x6	17,5	0,545	21	11,445	27	14,715	32	17,440	42	22,890	63	34,335
	4x10	19,5	0,745	19	14,155	22	16,390	29	21,605	40	29,800	60	44,700
	4x16	21,5	1,030	13	13,390	17	17,510	22	22,660	26	26,780	43	44,290
	4x25ş	27,5	1,610	7	11,270	10	16,100	13	20,930	13	20,930	26	41,860
	4x35ş	30,0	2,080	6	12,480	8	16,640	11	22,880	12	24,960	18	37,440
4x50ş	33,0	2,690	5	13,450	6	16,140	9	24,210	11	29,590	17	45,730	
250	4x1,5	13,0	0,250	53	13,250	74	18,500	83	20,750	111	27,750	148	37,000
	4x2,5	14,5	0,330	40	13,200	51	16,830	68	22,440	83	27,390	117	38,610
	4x4	16,5	0,435	29	12,615	44	19,140	47	20,445	73	31,755	87	37,845
	4x6	17,5	0,545	27	14,715	41	22,345	41	22,345	56	30,520	81	44,145
	4x10	19,5	0,745	23	17,135	27	20,115	35	26,075	42	31,290	67	49,915
	4x16	21,5	1,030	16	16,480	20	20,600	27	27,810	33	33,990	55	56,650
	4x25ş	27,5	1,610	9	14,490	13	20,930	17	27,370	17	27,370	34	54,740
	4x35ş	30,0	2,080	8	16,640	10	20,800	15	31,200	15	31,200	23	47,840
4x50ş	33,0	2,690	7	18,830	7	18,830	11	29,590	14	37,660	21	56,490	
300	4x1,5	13,0	0,250	65	16,250	86	21,500	97	24,250	132	33,000	176	44,000
	4x2,5	14,5	0,330	48	15,840	59	19,470	78	25,740	100	33,000	140	46,200
	4x4	16,5	0,435	36	15,660	53	23,055	58	25,230	87	37,845	94	40,890
	4x6	17,5	0,545	32	17,440	47	25,615	47	25,615	66	35,970	99	53,955
	4x10	19,5	0,745	29	21,605	32	23,840	44	32,780	62	46,190	91	67,795
	4x16	21,5	1,030	20	20,600	26	26,780	38	39,140	39	40,170	65	66,950
	4x25ş	27,5	1,610	10	16,100	14	22,540	20	32,200	24	38,640	36	57,960
	4x35ş	30,0	2,080	9	18,720	12	24,960	18	37,440	18	37,440	29	60,320
4x50ş	33,0	2,690	8	21,520	8	21,520	13	34,970	17	45,730	26	69,940	
400	4x1,5	13,0	0,250	89	22,250	118	29,500	130	32,500	150	37,500	210	52,500
	4x2,5	14,5	0,330	68	22,440	80	26,400	107	35,310	133	43,890	186	61,380
	4x4	16,5	0,435	47	20,445	71	30,885	71	30,885	118	51,330	141	61,335
	4x6	17,5	0,545	41	22,345	65	35,425	65	35,425	88	47,960	132	71,940
	4x10	19,5	0,745	40	29,800	46	34,270	59	43,995	82	61,090	112	83,440
	4x16	21,5	1,030	26	26,780	35	36,050	44	45,320	54	55,620	90	92,700
	4x25ş	27,5	1,610	14	22,540	19	30,590	28	45,080	32	51,520	56	90,160
	4x35ş	30,0	2,080	13	27,040	17	35,360	26	54,080	25	52,000	38	79,040
4x50ş	33,0	2,690	11	29,590	11	29,590	18	48,420	23	61,870	35	94,150	
500	4x1,5	13,0	0,250	113	28,250	113	28,250	163	40,750	225	56,250	300	75,000
	4x2,5	14,5	0,330	80	26,400	99	32,670	115	37,950	168	55,440	235	77,550
	4x4	16,5	0,435	57	24,795	87	37,845	93	40,455	118	51,330	177	76,995
	4x6	17,5	0,545	55	29,975	55	29,975	74	40,330	112	61,040	168	91,560
	4x10	19,5	0,745	49	36,505	49	36,505	44	32,780	102	75,990	156	116,220
	4x16	21,5	1,030	35	36,050	44	45,320	54	55,620	68	70,040	113	116,390
	4x25ş	27,5	1,610	18	28,980	26	41,860	32	51,520	53	85,330	70	112,700
	4x35ş	30,0	2,080	16	33,280	20	41,600	14	29,120	32	66,560	48	99,840
4x50ş	33,0	2,690	14	37,660	14	37,660	22	59,180	29	78,010	44	118,360	
600	4x1,5	13,0	0,250	134	33,500	178	44,500	196	49,000	270	67,500	360	90,000
	4x2,5	14,5	0,330	98	32,340	116	38,280	155	51,150	203	66,990	284	93,720
	4x4	16,5	0,435	72	31,320	105	45,675	108	46,980	178	77,430	213	92,655
	4x6	17,5	0,545	65	35,420	65	33,425	98	53,410	134	73,030	201	109,545
	4x10	19,5	0,745	58	43,210	58	43,210	88	65,560	126	93,870	158	117,710
	4x16	21,5	1,030	41	42,230	53	54,590	65	66,950	81	83,430	135	139,050
	4x25ş	27,5	1,610	21	33,810	31	49,910	42	67,620	53	85,330	84	135,240
	4x35ş	30,0	2,080	19	39,520	25	52,000	37	76,960	38	79,040	57	118,560
4x50ş	33,0	2,690	17	45,730	17	45,730	27	72,630	36	96,840	54	145,260	

